

INTERACTIVE  
DIGITAL  
VERSION



# PALACE

*Elegant, luxurious marble effect tiles*

An elegant, refined and grandiose material inspired by the intricate beauty of natural marble.



SOLUS CERAMICS 20 YEARS

NANDO'S  
PROJECT

SOLAR  
STONE COLLECTION

SERIF  
ESSENTIAL COLLECTION



30



60



66



54



04



18



24



36



70



42



10



48

# quarter<sup>7</sup>

Supplying your imagination

**Chairman**  
 PETER BENTLEY  
 peterbentley@solusceramics.com

**Managing Director**  
 MARCUS BENTLEY  
 marcusbentley@solusceramics.com

**Sales and Marketing Director**  
 STEPHEN BAKER  
 stephenbaker@solusceramics.com

**Director and Midlands sales**  
 GEORGE HOGAN  
 georgehogan@solusceramics.com

**London sales**  
 JO BURLEY  
 joburley@solusceramics.com

JOHN ROSE  
 johnrose@solusceramics.com

MARK AYLIFFE  
 markayliffe@solusceramics.com

MICHAEL IRVINE  
 michaelirvine@solusceramics.com

PETE TOULE  
 petetoule@solusceramics.com

**East Midlands and Oxfordshire sales**  
 ZOE SYROKA  
 zoesyroka@solusceramics.com

**North sales**  
 DAVID OVERTON  
 davidoverton@solusceramics.com

**Wales and South West sales**  
 RICHARD BARON  
 richardbaron@solusceramics.com

**The Creative Centre sales**  
 HANNAH CONWAY  
 hannahconway@solusceramics.com

**Editor**  
 PAUL SHEPHERD  
 paulshepherd@solusceramics.com

**Designer**  
 RICARDO JARDIM  
 ricardojardim@solusceramics.com



**Head Office & Tile Studio**  
 Unit 1, Cole River Park,  
 285 Warwick Road  
 Birmingham, B11 2QX  
 0121 753 0777  
 sales@solusceramics.com

**The Creative Centre Showroom**  
 9 Baker Street,  
 London, W1U 3AH  
 020 7935 7355  
 thecreativecentre@solusceramics.com

# CONTENTS

- 04 Palace, new range. Regal, palatial, marble 'look' tiles
- 10 Solar, new range. Elegant, genuine, natural stone
- 18 Ecolite 1 range. Amazingly thin, large format tiles
- 24 Nottingham Train Station. Bold, blue and beautiful
- 30 Land Rover. Tour of the new showroom
- 36 Furnace, new range. Inspired by sheet metal
- 42 Nando's. Hatched in Walthamstow
- 48 Vintage, new range. Traditionally chic!
- 54 On 5, Royal Ascot. Race day glamour
- 60 Serif, new range. Handmade, encaustic tiles
- 66 Headlam. Modern office design
- 70 Solus Ceramics 20 Years. Looking back, looking ahead
- 74 Solus Ceramics CPD. Free seminars for our clients to experience

Choose an article or click any image on left page

## Editor's letter



**PAUL SHEPHERD**  
 editor

**WELCOME TO THE THIRD EDITION OF QUARTER**, Solus Ceramics' tile style magazine. In this issue we are drawing attention to one of the oldest and most prestigious tile materials- natural stone. Different from porcelain, ceramic, glass or metal; natural stone possesses many fantastic aesthetic and technical qualities and also a few curious quirks!

So, over the past few years our team has built up a reliable source of high quality, dependable and beautiful stone, that can work for you and your projects. To highlight this tried and tested natural material, we are showcasing a range of our most exciting and contemporary stone projects and also introducing the Solar range.

As usual we are also bringing you some of the newest and most exciting additions to our tile portfolio including the metallic inspired Furnace range and traditional Vintage wall tile range.

Finally we are taking you on a tour of some recently completed projects including the eye-catching Nottingham Train Station and a sneak peak at one of the latest Land Rover showrooms.

*Paul Shepherd*

NEW RANGE  
NATURAL COLLECTION

# PALACE

A FAIRY-TALE  
PRODUCT MADE REAL

A brand new range at Solus Ceramics, Palace is an elegant, refined and grandiose material inspired by the intricate beauty of natural marble.

Made with cutting-edge digital technology applied to stoneware, the Palace range utilises shades, veins, transparency, texture and shine together with recognisable 'marble' colours to produce a range that not only appears authentic but also performs better than its natural counterpart.

Extremely diverse, the range includes 21 stunning colour options from cool, crisp, veined

whites, to earthy, sandy, speckled beiges, and steely, layered greys.

In addition to standard rectangular sizes, designers can also choose extra large format pieces such as 600x1200mm, 300x1200mm, and an unusual hexagon shape. With excellent performance and resistance to wear, impact, stains and temperature gradients, Palace can be applied indoors and outdoors as well as on facings and other non-standard surfaces.

From wall to floor, tiles from the Palace range can be applied to a wide variety of surfaces for a complete, elegant and luxurious finish.

Colours from the range can be mixed and matched to create interesting designs and patterns, and schemes can also be complemented with a huge choice of decors, plinths and border pieces.

Finally, if a designer requires any bespoke shapes, set pieces, intricate etchings or custom murals, tiles from the Palace range can be fabricated into almost any imaginable concept- just ask a member of the Solus Ceramics team for more information about waterjet cutting.

***Grandiose and elegant, the Palace range provides the beauty of marble with all of the benefits of engineered stone***



Extra large format tiles provide a sense of luxury and palatial style



*"Palace is an enchanting range that offers a huge variety of marble inspired styles to the designer.*

*From intricately detailed, veined options to delicately speckled colours, the range can be both loud and impactful or quiet and chic.*

*A reliable, practical and dynamic alternative to natural marble"*

*Stephen Baker, Solus Ceramics Sales and Marketing Director*

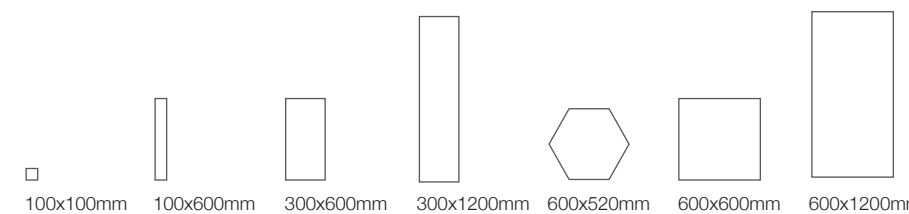
**Ask a member of the Solus Ceramics team about creating iconic patterns with this range**



**PALACE FINISHES, COLOURS AND SIZES:**

[click here for more information about the Palace range](#)

All colours available in **Natural** and **Lucida**. PTV results available upon request. A wide variety of Mosaics, Decors and Border pieces are also available with this range. Please call for details.





SOLAR

NEW RANGE  
STONE COLLECTION



Charm 7SNS105

# AUTHENTIC NATURAL STONE FOR FACADES, CLADDING, WALLS AND FLOORS

In addition to a huge variety of porcelain, ceramic, metal and glass tiles, Solus Ceramics are also experts in supplying genuine natural stone products such as tiles, skirtings, steps, vanity tops and cladding. A premium material, natural stone is held in high regard as it exudes unique character, luxury and grandeur.

The Solar range is a new collection of eight types of genuine limestone. Extracted from different quarries around Europe, Solus Ceramics have been able to provide users with a diverse selection of neutral colour options from light beiges to dusty browns.

Limestone is a sedimentary rock made up of the mineral calcite or from the accumulation of marine animal fossils. This interesting geology explains why limestone has such interesting features, and also accounts for why each piece of stone can be very different from the next.

Natural stone has many uses and can be applied successfully in interior and exterior projects; in both residential and commercial settings; and on walls and

floors. The Solar range offers four sizes, including standard options and extra large format pieces. In addition, because limestone exhibits no preferential direction of splitting, it can be cut, carved and fabricated into a variety of shapes, sizes and finishes to meet almost any architectural demand- the only limit is imagination!

The tiles in this range can be selected in a number of different finishes including a beautifully smooth honed option, a grooved cleft finish, a textured bush hammered finish and an innovative scratched finish.

As limestone is a porous material, tiles in the Solar range should be sealed to protect against traffic, water and general wear and tear. This process is carried out at the factory prior to supply or during the fixing process, and Solus Ceramics can offer the advice and guidance to insure that the correct sealing products are used to suit the project type. Once the stone is correctly sealed, routine maintenance with an approved neutral cleaning formula is all that is required to keep the stone looking fresh and beautiful.



Charm 7SNS105

## SOLAR FINISHES, COLOURS AND SIZES:

[click here for more information about the Solar range](#)

Finishes available in most colours are **Honed, Polished, Flamed, Scratched, Bush Hammered** and for walls **Natural Cleft 10, Natural Cleft 50**. PTV results available upon request.

Bespoke size tiles, panels, vanity tops or reception desks can be cut to order from slabs. If you are looking for an alternative format please call for details.



Queche 7SNS108




Charm 7SNS105




Crew 7SNS107




Delibird 7SNS119



Swinub 7SNS115




Precipise 7SNS103



Nystia 7SNS128



Magcargio 7SNS114




Honed Finish




Natural Cleft 10 Finish




Natural Cleft 50 Finish



Bush Hammered Finish



Scratched Finish



Flamed Finish



300x600mm



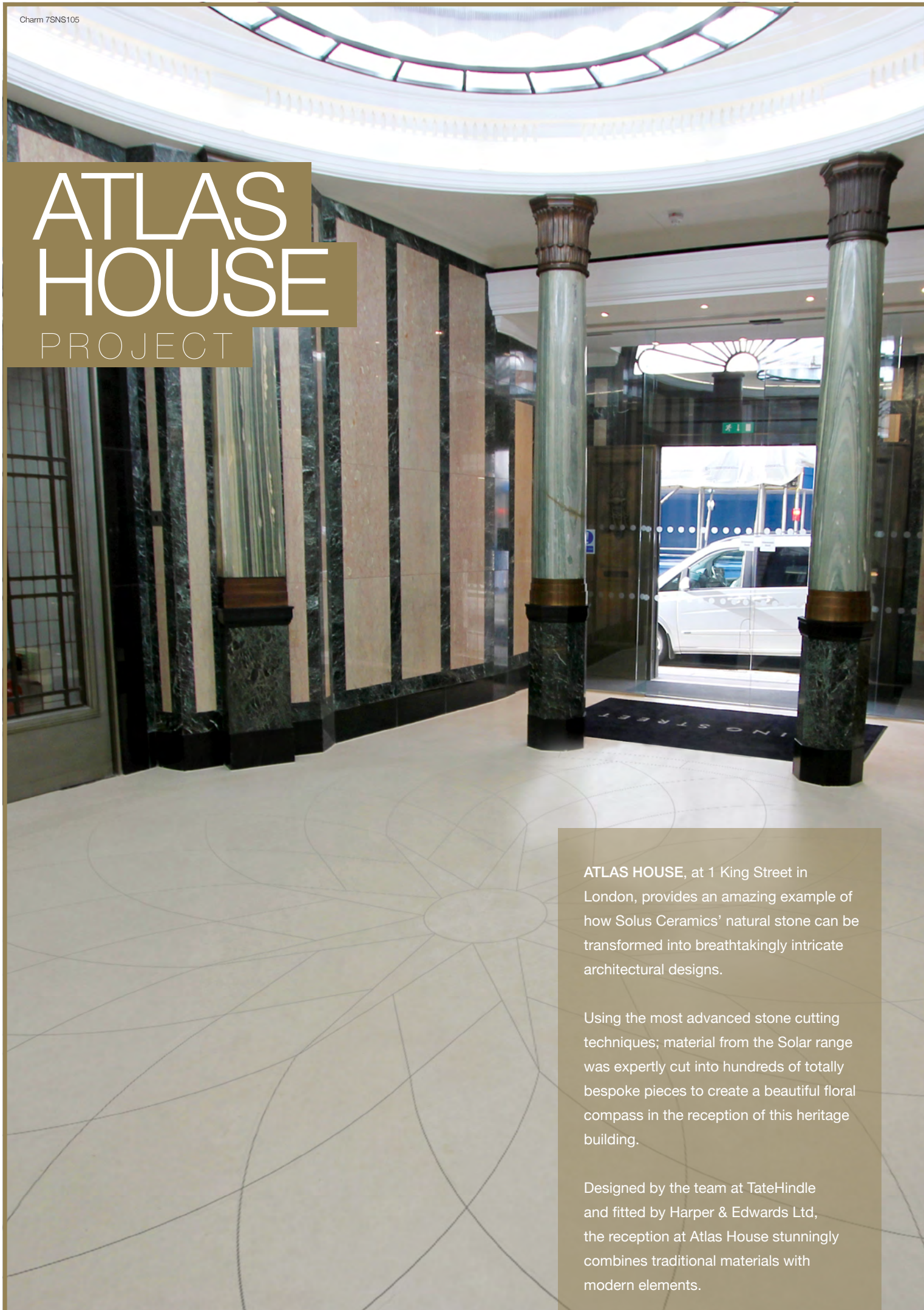
600x600mm



600x900mm



600x1200mm



Charm 7SNS105

# ATLAS HOUSE PROJECT

ATLAS HOUSE, at 1 King Street in London, provides an amazing example of how Solus Ceramics' natural stone can be transformed into breathtakingly intricate architectural designs.

Using the most advanced stone cutting techniques; material from the Solar range was expertly cut into hundreds of totally bespoke pieces to create a beautiful floral compass in the reception of this heritage building.

Designed by the team at TateHindle and fitted by Harper & Edwards Ltd, the reception at Atlas House stunningly combines traditional materials with modern elements.



Queche 7SNS108

KESTER, a 6-bedroom, 5,000 ft<sup>2</sup> 1920's home refurbishment by Leask Architecture, is a fantastic example of how natural stone can be used in residential projects.

This modern yet elegant bathroom was fitted with natural stone cladding in two finishes to both the walls and the floor. 600x300mm honed tiles were complemented by a stunning textured feature wall created using 600x300mm Natural Cleft 50 tiles.

Additionally, the custom vanity top was specially fabricated from the same natural stone as the surrounding tiles.

# KESTER HOUSE PROJECT



# MARKET AXESS

PROJECT

Charm 7SNS105

NATURAL STONE is a versatile and flexible material that can be used across all sectors from commercial projects to residential properties.

At Market Axess' office located in Aldermanbury Square in London, Solus Ceramics supplied monolithic, large format stone floor tiles to a modern and chic reception area.

The workplace, which was designed by Denton Associates and fitted by Harper and Edwards Ltd, showcases the contemporary quality of natural stone.





ESSENTIAL COLLECTION

2  
E  
T  
I  
O  
O  
E



China 2LHB102, Middle 2LHB116

## UNBELIEVABLY THIN, EPICALLY LARGE AND ENVIRONMENTALLY FRIENDLY

A totally unique porcelain product, Ecolite 1 is a range of super large format tiles that can be applied to both floors and walls.

The tiles, which are available in a diverse variety of sizes such as 300x500mm, 1000x1000mm and the huge 1000x3000mm, can be used to create amazingly colossal, big impact schemes. 1000x3000mm tiles can be cut down into almost any preferable size.

The Ecolite 1 range works well in intimate spaces like bathrooms and kitchens, providing almost uninterrupted surface coverage; or in vast open spaces like libraries, offices and receptions where the tiles will create a seamless sense of expansive freedom.

Offering a beautiful and colourful rainbow of options, Ecolite 1 empowers adventurous designers achieve bold and expressive themes where vibrant

hues take centre stage. For subtle and neutral themes, Ecolite 1 also includes a number of solid, monochromatic colours from stony greys to bright whites.

One of the most unbelievable aspects of this range is that the tiles are available in super thin 3mm and 5mm thicknesses. Furthermore, 6mm, 9mm and 10mm can also be specially produced. Not only does this mean that these tiles can be applied safely to walls and exterior claddings, but the tiles are lighter than thicker alternatives. Due to the incredible thin structure and the low weight of the range, Solus Ceramics can load up to 3000m<sup>2</sup> of Ecolite 1 in a container or truck, which reduces CO<sup>2</sup> emissions by 70% compared with a 10mm tile.

Due to the nature of the material, tiles from the Ecolite 1 range can be simply cleaned with water and neutral pH detergent. Most of the colours in the range have an R11 anti slip option.

Adapted for use  
in exterior and  
interior projects



Sand 2LHB103



1000x3000mm tiles were used to great effect at Solus Ceramics' Creative Centre in London

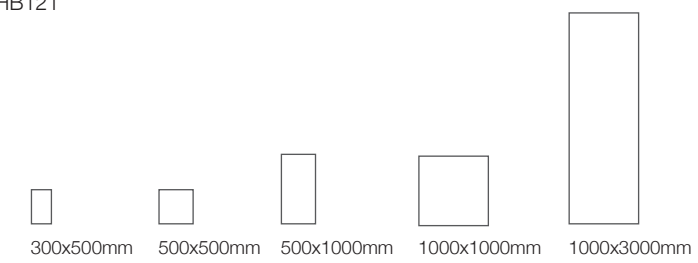



ECOLITE 1 FINISHES, COLOURS AND SIZES:

[click here for more information about the Ecolite 1 range](#)

All colours available in **Matt, Satin** and **Anti Slip R11**.  
PTV results available upon request.

				
Ryan 2LHB130	Sond 2LHB103	Groon 2LHB125	Chino 2LHB102	Muddle 2LHB116
				
Turus 2LHB127	Tingle 2LHB111	Paste 2LHB115	Fronde 2LHB118	Pontif 2LHB129
				
Atmos 2LHB107	Push 2LHB126	Specken 2LHB128	Girri 2LHB124	Alume 2LHB121
				
Untint 2LHB122	Midgrey 2LHB123	Bitumen 2LHB101	Darka 2LHB113	





# NOTTINGHAM

## TRAIN STATION



P R O J E C T



Large format tiles were used in combination with smaller sizes to create a regular pattern

# NOTTINGHAM TRAIN STATION

## P R O J E C T

### *Stunning, super large format tiles at train station*

Following a £50 million redevelopment over the past two years, and with wall tiles from Solus Ceramics, the new southern concourse at Nottingham Station is ready for the general public.

Pascall+Watson alongside contractor Taylor Woodrow developed the proposals, working closely with both Network Rail and Nottingham City Council, to undertake a significant refurbishment of the existing buildings to modernise the station.

The project scope included the development of a new concourse building to the side of the station.

The impressive new extension, which is a bold and modern addition to the Grade 2 listed building, enhances the passenger experience and offers an accessible interchange for commuters.

Although very different to the traditional part of the station, the new concourse shares many similar design features such as abundant light and a high glass ceiling, which provides a sense of continuity between old and new.

Solus Ceramics supplied wall tiles from the vibrant and expressive Ecolite 1 range, which were fitted at key points around the new concourse.

Atmos 2LHB107

Atmos 2LHB107



***The project delicately fuses modern and traditional design***

The beautiful, ocean blue tiles were used to clad the structure of the new elevator and on wide sections of wall space. The tiles, which were selected in an iconic large format 500x1000mm size, are perfect for this type of installation as they create a sense of grandeur and scale.

Such a huge size is uncommon for a wall tile, however the Ecolite 1 range is produced specially for this type of application. In addition, the tiles in this range are also available in more traditional thicknesses, which means that they can also be applied to floors where desired.

The project, which showcases more than 400m<sup>2</sup> of Ecolite 1, also features some bespoke cut sizes, adding interesting design flair.



*"Due to the nature of the site, we had to find a very hard wearing and durable product that could withstand the rigours of use in a high traffic public space, as well as being suitable for internal and external use and lightweight!"*

*Our Ecolite 1 range of 3mm thick large format porcelain tiles fitted the requirements perfectly, and the end result looks fantastic."*

Jo Burley, Solus Ceramics  
Area Sales Manager

[click here for more information about the Nottingham Train Station project](#)

The 3mm tiles are perfect for walls



***The tiles provide a bold and dynamic statement of vibrant colour***

Atmos 2LH-B107



PROJECT

LAND ROVER





JLR White 1018

# LAND ROVER

## P R O J E C T

### *A warm and welcoming experience*

A beautiful example of the new Land Rover showroom concept, Colliers in Erdington has been impressing customers with its contemporary design since it opened its doors at the start of the year.

Using some of the most innovative and luxurious tile ranges from Solus Ceramics, the showroom creates a completely unique mood that differs from the traditional retail showroom style. Cool and clinical colours have been excluded in favour of a soft, warm and welcoming palette of creams, browns and hints of modern chrome.

On entry, visitors are greeted with a stunning reception area that is fitted with blushed walnut

wood effect tiles. These tiles elegantly recreate the natural features of wood such as knots, rings and tonal variations. These tiles are also used in the customer cafe area perfectly providing visual zoning for guests.

In contrast to the stylish timber look tiles, Land Rover selected 600x600mm cream floor tiles for use throughout the main showroom. These monolithic tiles provide a neutral backdrop to showcase the vehicles on display.

The cream tiles are used extensively throughout the showroom and the theme is complemented by contemporary grey wall tiles in the customer WCs, which complete the luxurious aesthetic.



JLR White 1018

The tiles echo the warm and welcoming colour palette



Luxurious bathrooms

*Each space has been thoughtfully designed with the customer firmly in mind*

Finally, Solus Ceramics also supplied the tiles to the workshop and drop off zones, which are hugely expansive areas at the rear of the property.

These areas, which are used for vehicle repairs, have been designed with safety in mind and are fitted with highly technical, slip resistant tiles that can easily cope with contaminants such as dirt, oil and water.

The floor tiles in this area alternate in colour demarking vehicle bays, pedestrian crossings and pathways. In addition, plain coloured wall tiles are a practical surface covering as they are easy to clean and maintain.

JLR White 1018, JLR1210 Perla



JLR 2020 ASD Anthracite, JLR 2010 AS Light Grey



3PWW127 Walnut



*"It is a pleasure to continue our long relationship with Land Rover.*

*The new showroom concept is a fantastic evolution of the brand, which showcases a huge number of different tiles from Solus Ceramics.*

*The fusion of plain and wood effect tiles in particular is stunning."*

*Peter Bentley, Solus Ceramics Chairman*

The new design is iconic



[click here for more information about the Land Rover project](#)



# FURNACE

FORGED TO LOOK  
LIKE AUTHENTIC METAL

NEW RANGE  
ESSENTIAL COLLECTION



Allusion 2CGL002, Murend 2CGL003

## DRAWN FROM THE TONES AND TEXTURES OF METAL

Inspired by sheet metal, the Furnace range is a large sized series of tiles that feature a distinctive metal look finish. Created using the most advanced tile production techniques, these full-bodied tiles are coloured throughout and finished with a unique metallic effect, where the shine, texture and colour make them look distinctly like metal.

Offering three colours, Furnace includes cool champagne, steely grey and coppery bronze options. Each tile is populated with a multitude of highlights and shadows, slight tonal variations, and slick sparkles. Reminiscent of an electrically charged storm cloud the colouration is evocative, dynamic and filled with expressive movement.

Using the different finishes, designers can use the Furnace range to create matt, natural style schemes, or lightly polished, metallic themed environments.

Where using authentic metal would be usually unsuitable in areas such as wet spaces like bathrooms and washrooms, Furnace provides the opportunity to develop imaginative and risk free designs that will challenge the status quo.

Produced in two sizes, designers can utilise a 450x900mm rectangular size or a 900x900mm square size. And for an even more authentic sheet metal aesthetic, users can choose to feature the Décor tile, which features realistic looking rivets.

Furnace features misty, metal swirls and cloudy highlights



Colston 2CGL001

A beautiful interpretation of rusty, oxidised material




Colston 2CGL001, Muirend 2CGL003


FURNACE FINISHES, COLOURS AND SIZES:

[click here for more information about the Furnace range](#)


All colours available in **Natural R9** and **Lapatto**.  
PTV results available upon request.




Alllution 2CGL002



Furnace Decor  
Available in 900x900mm in all colours



Colston 2CGL001



Muirend 2CGL003



450x900mm



600x600mm



900x900mm



# Nando's

WALTHAMSTOW  
PROJECT



# NANDO'S WALTHAMSTOW

## P R O J E C T

### *Herringbone style with handmade tiles*

Fast becoming one of the most popular quick service restaurants on the high street with their famous chicken dishes, Nando's restaurants are also recognisable for their wildly imaginative design, interesting fixtures, fittings and art displays, and from location to location, their totally bespoke ambience and mood.

Nando's Walthamstow, which was recently 'hatched' (the apt description for a new opening!) in November 2014, is a fantastic example of a modern, innovative and inspirational Nando's restaurant design.

The London eatery designed by *moreno:masey architecturestudio*, a practice specialising in exceptional bars and hotels, residential developments and boutique restaurants, is one of the many Nando's

projects that Solus Ceramics have supplied tiles to. The aim for the designers was to create a warm, welcoming and bustling restaurant that would stand out within the development amongst its competitors.

At Nando's Walthamstow, which is located within the bustling town centre at Cleveland Place, Solus Ceramics supplied a range of beautiful, handmade tiles from the Distinct range.


This range is a stunning collection of clay tiles, formed with pure, high quality clay and hand squeezed using traditional techniques. Therefore, each tile is completely unique and will feature inimitable movement and delicate imperfections. The Distinct range consists of 12 charming pastel inspired colours including a fresh sage green, a pretty, rosy peach and a chalky grey.



The zigzag pattern is repeated throughout the whole restaurant



Jaca 3CVF001, Lacca 3CVF002, Luro 3CVF003



Each handmade tile is individual and features unique imperfections and textures



*"Solus Ceramics have a longstanding relationship with the designers and the brand itself, and Nando's Walthamstow is one of the many locations that Solus Ceramics have supplied tiles to across the UK."*

*"It is always exciting to find tiles for these projects as each restaurant is unique, which gives us the opportunity to put forward original and innovative ranges."*

*Jo Burley, Solus Ceramics  
Area Sales Manager*

In this Nando's restaurant the tiles were laid on the floor in an interesting herringbone design in alternating colours- creating a beautiful striped effect. These fascinating, rustic tiles perfectly complement the undulating ceiling and other zigzag features located throughout the space. Crucially the tiles achieve a 36+ wet shodfoot PTV rating, which is the standard for Nando's restaurants.

The fun and vibrant restaurant was recently shortlisted in the Restaurant and Bar Design Awards 2015 'Restaurant or Bar in another space' category, with the winners to be announced on the 1st October. For more information visit the official website [www.restaurantandbardesignawards.com](http://www.restaurantandbardesignawards.com)

Valerie Tam, Architectural Assistant, morneo:masey, said: "Our intention was to complement the other tactile materials in the restaurant by choosing a tile whose natural and handmade characteristics would lend a warmth and richness to the space."

[click here for more information about the Nando's Walthamstow project](#)

Jaca 3CVF001, Lacca 3CVF002, Luro 3CVF003



# Vintage

FUSING A CLASSIC CRACKLE GLAZED FINISH WITH MODERN AND EXPRESSIVE COLOURS



NEW RANGE  
WALL COLLECTION



## A NEW DIRECTION FOR A **VINTAGE TILE STYLE**

Vintage is a brand new addition to Solus Ceramics' extensive Wall Collection and offers a glossy, cracked glazed and colourful finish for architects and designers.

Inspired by classic wall tile concepts, Vintage provides traditional characteristics merged with interesting size options and a palette of eye-catching and unusual shades.

The range includes frosty greys, cola browns, dusty purples and vibrant blues, which can be used independently; in coloured coordinated pairs; or mixed

and matched to create innovative schemes. Each tile is unique and features a random intensity of pigment, which creates beautiful movement in the ceramic.

Available in a standard 200x200mm and a quirky 65x200mm size, the tiles can be laid independently in traditional styles or mixed together to create exciting and innovative patterns.

In addition to the standard colours, the range also includes a variety of decors, including a series inspired by encaustic, geometric designs and three-dimensional curved pieces.



The movement in each tile provides a rustic sense of style



*"This is an impressive wall tile range that includes a number of exciting and unusual colours that I have not seen elsewhere.*

*There is a synergy between the palette of colours, which means that they can be used well together or independently.*

*Vintage is a luxurious and authentic range, perfect for modern schemes."*

Stephen Baker, Solus Ceramics Sales and Marketing Director

**A harmonious mixture of size and shade**

VINTAGE FINISHES, COLOURS AND SIZES:

[click here for more information about the Vintage range](#)

Available in a **gloss crackle glazed** finish.

Helme 5EAL005	Ingleton 5EAL006	Bursea 5EAL009	Malham 5EAL003	Drewton 5EAL007	Kiveton 5EAL001
Cuebeck 5EAL008	Octon 5EAL002	Catton 5EAL004	Drewton Decor 1*	Drewton Decor 2*	Drewton Decor 3*
* Decors also available in Helme, Cuebeck and Bursea					
Tanan Decor 5EAL009d010 (Set of four mixed decors)				65x200mm	200x200mm



ON **5** ROYAL ASCOT PROJECT



Troytown 2AWN102



Marnosa 3MGA477



The floor tiles were etched with unique geometric designs

# ON 5 ROYAL ASCOT

## PROJECT

### *Race day glamour at Royal Ascot Racecourse*

Located on the 5th floor of the Grandstand at Royal Ascot, On 5 is the new flagship restaurant at the world famous racecourse and replaces the previous 14 hospitality boxes.

Offering spectacular views over the track with a panoramic window and extensive balcony, On 5 provides an exclusive fine dining experience for guests, while never being too far from the action on the course.

From interior design to concept completion, brand and customer experience innovators 20.20 created a narrative, design language, name and brand identity for On 5 that offers guests a glimpse

of the graft behind the Ascot glamour.

Solus Ceramics were delighted to supply tiles throughout this luxurious and elegant space, which was designed to evoke the stories of five equestrian craftspeople – the farrier, the trainer, the groom, the saddler and the jockey, affording guests an insight into some of the most important people involved in bringing every racehorse to the track.

In front of the stunning copper clad bar, which is etched with intricate chevrons, stars, geometric patterns and circles, Solus Ceramics supplied beautiful 300x300mm etched grey floor tiles.



Vibrant, geometric tiles

Turnton SKAE623, Divination 2APX510

***On 5 provides a complete and luxurious experience for guests***

These tiles were etched with a variety of intricate designs reflecting the patterns found on the feature bar. Using advanced waterjet cutting techniques, Solus Ceramics were able to take existing plain tiles and transform them into bespoke creations.

In the restrooms, Solus Ceramics supplied azure coloured wall tiles from the dynamic Diamond range, which were used to create stunning feature walls. Married with concrete effect floor tiles from the Monolith range, the space is a true fusion of glamour and contemporary sensibility.

Finally, rectangular matt tiles from the Camouflage range were applied to the corridor space at a unique diagonal angle creating an exciting design statement.



Mamosa 3MGA477



Turnton SKAE623, Divination 2APX510



*"The bespoke etching featured on the tiles in the main restaurant is an amazing example of how waterjet technology can be used to transform existing tiles."*


*As well as cutting tiles into almost any imaginable shape or size, Solus Ceramics can work with you to take a design or pattern and create a totally unique surface material."*

*John Rose, Solus Ceramics  
Area Sales Manager*



The wall tiles provide a sense of glamour

Turnton SKAE623



[click here for more information about the On 5 project](#)

NEW RANGE  
ESSENTIAL COLLECTION

Caterina 2YTC016

# Serif

**BEAUTIFUL, MODERN,  
HANDMADE, ENCAUSTIC TILES**





Inspired by the European encaustic tiles of the 19th century, in which patterned tiles were created using different colours of clay, Serif is a modern interpretation of a classic product.

Once used to decorate the floors of the palaces of St Petersburg, Gaudi's distinctive houses in Barcelona and grand hallways from Paris to Saigon, encaustic tiles are now used in chic bars, restaurants, designer homes and boutique hotels.

Featuring a huge range of elaborate and simple patterns, the Serif range can be used to create beautiful designs across wide-open spaces, or to border plain tiles. The range includes both traditional decorative motifs and modern geometric patterns in a range of muted shades such as black, grey, beige and tasteful flashes of blue.

The tiles are made using the 'encaustic' technique but in contrast to their old-fashioned counterparts, Serif is

made with cement. Special molds are inlaid into the body of the tile and filled with different colours of cement.

This process is finished completely by hand, which means that each tile is totally unique from the next. The beauty of the encaustic process is that even as the tile wears, the coloured cement design will remain.

In addition to three plain colours and numerous patterned tiles, the range also includes two distinctive patchwork options. Barberella is supplied as a random mix of all of the grey tiles, while Caterina is supplied as a random mix of colourful patterns (that are not available on their own). These options give designers the freedom to create wildly imaginative patchwork schemes using random tiles.

All of the tiles are available in a matt 200x200mm square finish, while Focus is also available in a matt 200x230mm hexagonal shape.



'Focus' is the only tile in the range available in an alternative hexagonal shape





Pawlin 2YTC009



Adequin 2YTC007



*"Serif is a distinctive and bold statement range that offers a modern take on a traditional product. The intricate patterns and muted palette of colours is exactly on trend, and will give designers the ability to create imaginative and eye-catching schemes."*

Stephen Baker, Solus Ceramics Sales and Marketing Director

**These beautiful concrete tiles are carefully crafted by hand**




















Caterina 2YTC016

SERIF FINISHES, COLOURS AND SIZES:

[click here for more information about the Serif range](#)

All colours available in **Matt**. PTV results available upon request.

					
Ivone 2YTC001	Ashleigh 2YTC002	Gylberd 2YTC003	Holger 2YTC004	Tibald 2YTC005	Emelyn 2YTC006
					
Adequin 2YTC007	Bertol 2YTC008	Pawlin 2YTC009	Jinny 2YTC010	Tiffonia 2YTC011	Arthurius 2YTC012
					
Vanora 2YTC013	Focus 2YTC014 Hex 200x230mm	Caterina 2YTC016 Supplied as a random mix of colourful patterns.	Barberella 2YTC015 Supplied as a random mix of grey colours, including Vanora, Emelyn, Arthurius, Tibald, Pawlin, Jinny and Holger.	200x200mm	

headlam  
group plc

headlam  
PROJECT

*Modern office design featuring stylish natural effect tiles*

Headlam Group plc, which is Europe's leading floor covering distributor, recently completed the refurbishment and extension of their Coleshill distribution centre. Solus Ceramics were delighted to supply tiles to the contemporary visitor entrance and to the WCs.

The project, which was led by the Birmingham based interior design consultancy Thuja Design, is an innovative example of modern workplace design, providing the Headlam Group plc team with a stylish, progressive and functional work environment.

The visitor entrance consists of crisp white walls, carefully placed lighting, stainless steel fixtures and floor to ceiling glass windows, which provide an abundance of natural light. The aesthetic is completed by elements of vibrant blue, green and purple, which can be seen in the modern furnishings and carpeted zones.

Tiles from Solus Ceramics' Rawstone range, which is a rustic stone inspired product that features random, elongated tonal streaks, was laid in the reception area, on the staircase and through to the office entrance.



Wall to floor natural style

**The Rawstone range was used on both the WC walls and floors**

The tiles in this range replicate a particular northern Italian stone, which is made up of sedimentary layers and marble veining.

The tiles chosen for this project consisted of two sizes laid in a regular, staggered pattern and finished with matching bespoke skirting pieces. The smooth natural surface of the grey tiles is a stunning contrast to the rich colours and interesting textures of the other floor coverings.

In addition to these areas, Rawstone was also fitted to the floors of the WCs, with a lighter grey tile from the range applied to the walls. Perfect for bathrooms, Rawstone in a natural finish offers an R10 slip resistance rating.



Simmons 3GTH511



Simmons 3GTH511




*"The Rawstone range is a beautiful product that showcases a huge variety of evocative veins and layers, providing a modern yet rustic effect to any environment.*

*I particularly think the mix of different sizes works incredibly well to create a sense of space and openness in this project."*

George Hogan, Solus Ceramics Director

[click here for more information about the Headlam project](#)



The tiles possess lots of tonal movement

Simmons 3GTH511

**Solus Ceramics used their tile cutting technology to produce the bespoke stair tiles.**



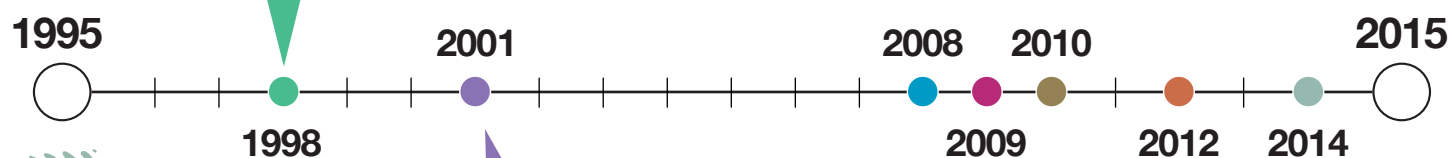
# 2015

IS A SIGNIFICANT MILESTONE FOR **SOLUS CERAMICS** AS IT MARKS **20 YEARS** IN THE ARCHITECTURAL SPECIFICATION INDUSTRY.



## YORK ROAD OFFICE

A converted shop and adjoining garage became the company's first commercial premises and saw employees increase from three to ten.



20 years ago Peter Bentley started Solus Ceramics Ltd from his home office.



## TYSELEY PREMISES

Rapid expansion was facilitated by the move to new commercial premises, which included a dedicated 11,000 ft<sup>2</sup> warehouse area. The company grew from 10 to 20 employees.

## 2008 A NEW HOME AT COLE RIVER PARK

An unstable economic environment could not stop the success of the company and in 2008 Solus Ceramics moved to a modern, purpose built, one million square feet office and warehouse in Cole River Park, Tyseley.

The management committed to heavy investment in IT infrastructure, tile testing training and equipment and tile finishing facilities - expanding the company's portfolio of skills and services.



## 2009 BIRMINGHAM TILE STUDIO

## SOLUS TILE STUDIO OPENS TO THE PUBLIC

Utilising a 300m<sup>2</sup> space Solus Ceramics opened the Solus Tile Studio, an on-site retail showroom, to the trade and public. The success of the showroom is achieved because of excellent factory relationships, experienced staff and the commercial buying power of the business.

## INVESTED IN STATE OF THE ART TILE CUTTING TECHNOLOGY



## 2012 OFFICE EXPANSION & £10M YEAR TURNOVER

## INCREASING CAPACITY AT COLE RIVER PARK

With continued staff growth and the need to future proof the business further, the head office was almost doubled in size.



## 2010 NEW CUTTING MACHINE


## SOLUS CERAMICS OPEN THEIR FIRST SHOWROOM IN LONDON

Solus Ceramics opened their first specification showroom in heart of Central London. The Creative Centre offers advice to both experts in the design industry and to the public.

Full sized tile displays, an interactive technical showcase and a pick and mix sample service provide a one stop shop for every imaginable architectural project.

## 2014 THE CREATIVE CENTRE





# LOOKING AHEAD TO A BRIGHT AND BIGGER FUTURE

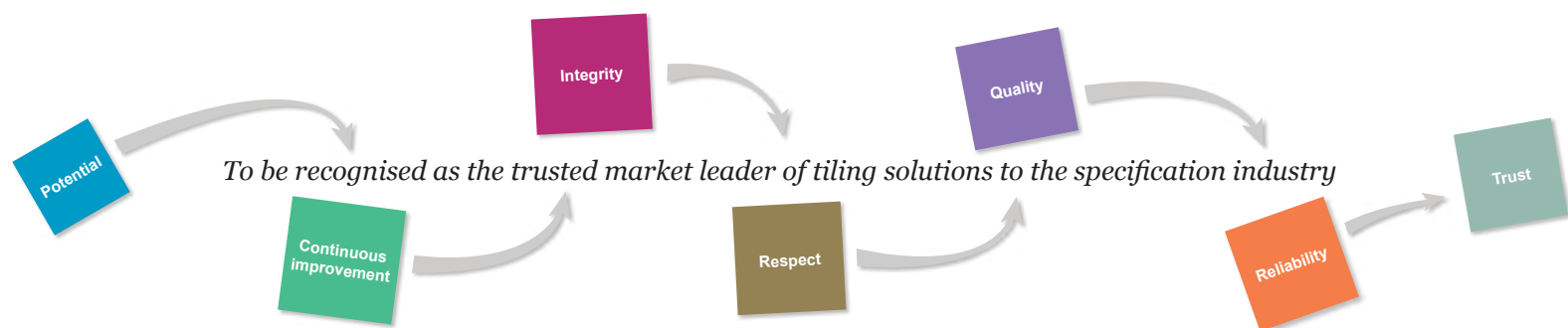
2015 is a huge milestone for Solus Ceramics. As well as being the company's 20th year in business, it also marks the beginning of significant changes and further investment in the company.

To achieve the goal of 'being recognised as the trusted market leader of tiling solutions to the specification industry', Solus Ceramics have made a £250,000 investment into their warehouse infrastructure.

In real terms, this will see their current samples department triple in size, becoming the largest in the country. This expanded service will not

only allow the company to stock an even larger range of samples for clients to order, but will also aid efficiency by providing a more reliable and speedy sample delivery turnaround. In addition, investment in a new stock barcoding system 'Access Delta' by Access Group, will provide a real-time overview of warehouse tasks and improve accuracy in sample picking.

In addition, new pallet racking will be built in the storage area of the warehouse, which will almost double the amount of stock that the company can hold. This system will be served by a fleet of Bendi articulated forklifts.



Investing in a more advanced cutting machine allows Solus Ceramics to process a much higher volume of fabrication jobs and cut larger format tiles.

Solus Ceramics have also added a brand new state-of-the-art cutting machine to their already successful in-house tile fabrication department, which will increase the size and scope of the service.

This new unit means that Solus Ceramics can now cut and modify large format tiles, process a much higher volume of material on a daily basis, and provide incredibly accurate cuts, decreasing the level of waste.

The road ahead looks very bright indeed and Solus Ceramics look forward to 'Supplying Your Imagination'.



The new samples department at Solus Ceramics introduces a state of the art racking and barcode system, which will aid the business by increasing efficiency and capacity.

THE CREATIVE CENTRE OFFERS PERSONAL, ONE-TO-ONE, FOCUSED CUSTOMER SERVICE

Click to take a 360° virtual tour of the Creative Centre upper floor

A PLACE WHERE CLIENTS CAN INTERACTIVE WITH THE LATEST TILE RANGES

Click to take a 360° virtual tour of the Creative Centre lower floor



## EXPERIENCE CPD SEMINARS WITH SOLUS CERAMICS

Solus Ceramics are proud to offer a number of CPD seminars to professionals in the design industry. As part of their continuing commitment to customer support, CPD seminars are totally complimentary to any interested parties including past clients and new contacts.

These CPDs, which are all themed around the subject of tiles and tile installation, will help you to develop your knowledge and appreciation of diverse tile related subjects such as safety information, innovative tile products, British Standards and sustainable tile production.

CPDs can be arranged at a time to suit you and can be held at a your own workplace or a meeting point of your choice, as long as sufficient facilities are available.

Alternatively, Solus Ceramics welcome you take part in CPDs at their Birmingham HQ or The Creative Centre. In addition to taking part in one of our many CPD seminars, which is presented by a member of our experienced and knowledgeable team, Solus Ceramics will also provide a free lunch.

Solus Ceramics are happy to accommodate both small, intimate gatherings and large scale group sessions.

Booking a CPD seminar could not be easier.

Scan the desired CPD QR Code or  
[www.solusc ceramics.com](http://www.solusc ceramics.com)  
 0121 753 0777  
[Info@solusc ceramics.com](mailto:Info@solusc ceramics.com)

## MEETING THE INDUSTRY'S NEEDS

*The main aims of this seminar are to:*

- Provide the specifier with ongoing technical and product information as part of continuous professional development
- Discuss subjects which will help the specifier utilise floor and wall tiles avoiding any potential issues
- Provide knowledge and technical support in all areas of supply right through to installation
- To ensure correct detailing for the laying and application of ceramic and porcelain tiles

Duration: 45 to 60 minutes

The seminar includes information on the equalities act and British Standards, as well as Slip Resistance requirements, wet area tiling, movement joints, NCS colour scheme, calibration and corundum inserts.



## DON'T SLIP UP!

*This bespoke seminar will provide you with:*

- The latest guidance on anti slip floor tiles and the testing procedures
- A video demonstration of the ramp test (DIN 51130 and DIN 51097) and live demonstrations of the Wessex pendulum machine and surface roughness meter
- Up-to-date HSE anti slip guidelines for commercial floor tiling
- Specific project risk assessment, function before form
- Site conditions, user behaviour, possible contaminants, maintenance

Duration: 45 to 60 minutes

INTRODUCING  
**ULTRA,**  
A MODERN RANGE  
OF CONCRETE  
EFFECT TILES