



QUAGGLINO'S

An iconic and elegant refurbishment

A project shortlisted for the Restaurant and Bar Design Awards,
featuring tiles from Solus Ceramics.

100%**design**[®]
2015 SHOW GUIDE

HYUNDAI
PROJECT

ULTRA
ESSENTIAL COLLECTION

COMPRESSION
NATURAL COLLECTION



quarter⁷

Supplying your imagination

Chairman

PETER BENTLEY
peterbentley@solusceramics.com

Managing Director

MARCUS BENTLEY
marcusbentley@solusceramics.com

Sales and Marketing Director

STEPHEN BAKER
stephenbaker@solusceramics.com

Director and Midlands sales

GEORGE HOGAN
georgehogan@solusceramics.com

London sales

HANNAH CONWAY
hannahconway@solusceramics.com

JO BURLEY
joburley@solusceramics.com

JOHN ROSE
johnrose@solusceramics.com

MARK AYLIFFE
markayliffe@solusceramics.com

MICHAEL IRVINE
michaelirvine@solusceramics.com

PETE TOULE
petetoule@solusceramics.com

East Midlands and Oxfordshire sales

ZOE SYROKA
zoesyroka@solusceramics.com

Midlands sales

MARK WRIGHT
markwright@solusceramics.com

North sales

DAVID OVERTON
davidoverton@solusceramics.com

Wales and South West sales

RICHARD BARON
richardbaron@solusceramics.com

The Creative Centre sales

NICOLA HELLETT
nicolahellett@solusceramics.com

Editor

PAUL SHEPHERD
paulshepherd@solusceramics.com

Designer

RICARDO JARDIM
ricardojardim@solusceramics.com



Head Office & Tile Studio

Unit 1, Cole River Park,
285 Warwick Road
Birmingham, B11 2QX
0121 753 0777
sales@solusceramics.com

The Creative Centre Showroom

9 Baker Street,
London, W1U 3AH
020 7935 7355
thecreativecentre@solusceramics.com

CONTENTS

- 04** 100% Design show guide. *A behind the scenes preview*
- 06** Ultra, new range. *Concrete textures with graphic style*
- 12** Pier, new range. *Decorative, wood effect tiles*
- 18** Evolve, new range. *Launching at 100% Design*
- 24** Hyundai. *Tour of a new showroom*
- 30** Timber, new range. *Realistically replicating wood*
- 36** Alston Bar & Beef. *A R&BDAs nominee*
- 40** GBK Earls Court. *Shortlisted for the R&BDAs*
- 42** The Perfectionists' Café. *Revisiting an iconic project*
- 44** Quaglinos'. *Modern art deco design*
- 50** Compression, new range. *A distinctive marble effect range*
- 56** Interlace, new range. *Perfect for unique feature walls*
- 60** Wallpaper, new product. *Our first wallpaper collection*
- 64** The Creative Centre. *Visit our stunning showroom in central London*
- 70** Solus Ceramics CPD. *Free seminars for you to experience*

Choose
an article or
click any image
on left page

Editor's letter



PAUL SHEPHERD
editor

WELCOME TO THE THIRD EDITION OF QUARTER FOR 2015! And what a year this has been for Solus Ceramics' very first in-house tile style magazine. Last year when the team were discussing the possibility of producing a completely original magazine from the ground up, it all seemed like a bit of a far off fantasy. But hours of hard work spread across all departments of the company have really paid off and Quarter has gone from strength to strength.

We would like to extend our heartfelt gratitude to all of you readers for taking the time to enjoy our magazine, the feedback we receive makes us determined to keep improving and evolving the publication.

In this issue we will be showcasing new products that we will be unveiling at the 100% Design exhibition during the London Design Festival in September. In addition, we will also be featuring some of our recent projects that have been shortlisted for awards at the Restaurant and Bar Design Awards.

Paul Shepherd



STAND E448

VISIT US AT **100% DESIGN** **23-26 SEPT OLYMPIA LONDON**

Solus Ceramics will once again be exhibiting at 100% Design, which is the largest and longest running contemporary design event for industry professionals in the UK.

This year Solus Ceramics are working alongside Vives, one of their manufacturing partners, to showcase a handpicked selection of the newest and most trendsetting tile ranges and exciting tile products.

For 2015, the show will take over a new venue, moving up the road to Olympia London. Staged over 20,000m² and across 2 floors of the venue, 100% Design is the commercial cornerstone event of the

London Design Festival. The award-winning layout of the show is defined by four key industry sections; Interiors, Workplace, Kitchen & Bathrooms and Design & Build.

The exhibition starts on Wednesday 23 September and is open up until Saturday 26, which is the day that members of the public are invited to attend.

Join Solus Ceramics at 100% Design for FREE by becoming a VIP!

1. Visit 100percentdesign.co.uk/register

2. Click VIP

3. Enter 4525



JOIN US
AT STAND E448
TO SEE A
HANDPICKED
SELECTION
OF NEW TILE
RANGES THAT
ARE SET TO BE
THE HOTTEST
TRENDS
FOR 2016

GET HANDS ON
WITH FULL SIZED
SAMPLES OF
NEW PRODUCTS



CONTEMPORARY
TEXTURES AND
SOFT PASTEL
COLOURS





NEW RANGE
ESSENTIAL COLLECTION



A CONCRETE INSPIRED, TRENDY, DECORATIVE RANGE

launched at the 100% Design Show 2015, Ultra is a unique new range influenced by concrete textures and contemporary, urban colours.

Themed around a modern palette of soft greys, Ultra provides designers with a choice of four chic colours that evoke a hip and trendy mood.

Available in two square sizes in both a matt and polished finish; the tiles can be used effectively across floor spaces and even elegant staircases. In addition, all of the plain colours can be selected in a hexagon shape.

Interestingly, the range also includes an exciting variety of decorative hexagon tiles. Coloured with shades that are complementary to the four plain tiles, the decors can be paired with them or used independently to create eye-catching schemes.

Menotti and Killock hexagonal decors are inspired by traditional motifs, and create a defined pattern when laid. Gatony and Dagnall feature modern geometric markings, which can be pieced together randomly to create interesting designs. Milner features tribal style symbols, and can be arranged in any way the designer imagines.



Mix and match plain and patterned tiles for fun and fresh schemes



A modern range
influenced by
traditional ideas



ULTRA FINISHES, COLOURS AND SIZES:

All colours available in **Matt R9** and **Semi-Polished**.
PTV results available upon request.

[click here for more information
about the Ultra range](#)



Armory 2DRA001



Cogbur 2DRA003



Brundle 2DRA004



Parmer 2DRA002



Menotti 2DRA008



Killock 2DRA007



Gatonby 2DRA006



Milner 2DRA009



Dagnall 2DRA005



600x600mm



800x800mm



230x266mm



Albans Decor D 3PNW001a005

NATURAL COLLECTION



EVOKING A SENSE OF CRISP SCANDINAVIAN STYLE

choosing the look of worn and whitewashed wood, the Pier range is the perfect alternative to real timber floorboards.

The tiles themselves authentically replicate natural features such as knots, lines and wood-like textures, which means that any space can be completely transformed with a natural aesthetic.

Although the range is produced to look naturally worn and weathered, the tiles themselves still possess the amazing durability expected from porcelain. This means that the tiles will forever

retain the same level of colour intensity and definition- passing the tests of time.

As well as a core white colour option, Pier also features complementary patterned decor pieces. Showcasing geometric shapes and pastel infused colours; the decors provide mellow hints of tone, which can be used effectively together with the white tiles or independently.

In addition to the regular rectangular sizes, the range also features a cool and quirky angular option that can be used to make herringbone patterns.

The white, wood effect tiles evoke a chic European style



Albans Decor B 3PNW001d003



Albans Decor C 3PNW001d004



"A chic and modern wood effect range, Pier really captures the true beauty of natural wood.

The subtle colours of the decors, which are light, airy and fresh, can be used to create modern, geometric patterns that do not overwhelm."

Stephen Baker, Solus Ceramics Sales and Marketing Director

The decors have almost unlimited potential and can be laid in a variety of ways



Albans 3PNW001, Albans Decor A1 3PNW001d001, Albans Decor A2 3PNW001d002, Albans Decor B 3PNW001d003


PIER FINISHES, COLOURS AND SIZES:

All colours available in **Natural**. PTV results available upon request.

[click here for more information about the Pier range](#)



Albans 3PNW001



Albans Decor A1 3PNW001d001 150x900x10mm




Decor B 3PNW001d003 150x900x10mm



Albans Decor A2 3PNW001d002 150x900x10mm



Albans Decor C 3PNW001d004 225x900x10mm



Albans Decor D 3PNW001d005 225x900x10mm



150x900mm



225x900mm



NEW RANGE
NATURAL COLLECTION



THE MODERN EVOLUTION OF LIMESTONE EFFECT TILES

A new take on the look of Limestone, Evolve is a mixture of the fabulous qualities of natural stone and a modern palette of colour options.

Each tile features a distinctly natural persona, showcasing lifelike features such as cloudy speckles and tonal movement. Luminescent in colour quality, the tiles in the Evolve range glisten with delicate highlights, which are contrasted by shadowy spots of tone.

Centred on a core group of four neutral shades, the range although small, has a colour that will suit almost any occasion. From a milky beige, to a sensual grey, the range is rounded off with a rustic taupe and a warm brown.

Perfect for both residential projects and commercial zones, the tiles in this range are available in an antislip R11 finish, which provides a fantastic level of slip resistance and reliability.

Two sizes can be selected, 300x600mm and 600x600mm, providing the flexibility for both floor and wall applications.

A transformative range, Evolve can be the centre point of any modern scheme bringing a chic, urban aesthetic.

For more information about this range, why not visit Solus Ceramics at 100% Design 2015, where this product and others will be on display for you to explore and experience!



Beautiful tonal tiles echo the natural quality of stone



Feldberg 3ZTH413



Feldberg 3ZTH413

EVOLVE FINISHES, COLOURS AND SIZES:

[click here for more information about the Evolve range](#)

All colours available in **Natural** and **Anti Slip R10** finish.
PTV results available upon request.



Feldberg 3ZTH413



Trituga 3ZTH412




Kerkini 3ZTH414



Ocejon 3ZTH415



300x600mm



600x600mm

Tiles can be used independently or mixed to create harmonious schemes



MR DAVENPORT
MOTORLINE
HYUNDAI
MIDSTONE
WOULD LIKE TO
PRESENT TO YOU
YOUR BRAND NEW
HYUNDAI i10

HYUNDAI

HYUNDAI
PROJECT



HYUNDAI

P R O J E C T

A fresh look for an established brand

One of their first ever corporate clients, Solus Ceramics have been working with the Hyundai brand for almost 20 years.

Just like the vehicles, the showrooms have changed a great deal since the 90's, but one thing that hasn't changed is the relationship between tile supplier and client.

The Hyundai showroom specification, which is refreshed periodically by the brand, is followed by the dealerships and gradually becomes the norm around the UK and further afield as locations are refurbished.

Hyundai Maidstone, which was recently completed, features the most up-to-date specification, and follows the latest interior guidelines from showroom to workshop.

Solus Ceramics are proud to supply all of the tiles that are required throughout the showrooms, and have helped to select products that fit the overall aesthetic and technical brief requested from Hyundai.

In the main showroom, Solus Ceramics supplied a beautiful tile range that features a huge amount of tonal movement, which creates a modern and natural aesthetic.



The main showroom tile is influenced by the look of limestone



Solus Ceramics
*supplied tiles throughout
the entire site*

Elsewhere technical tiles were used throughout the showrooms workshop areas on both the walls and floors, providing a functional and practical environment for car repairs.

The floor tiles in particular are incredibly technical products that have been created specifically to prevent slipping. Even when contaminated by water and oil, the tiles still perform exceptionally well, which is ideal for a workshop environment. A light grey tile is used primarily whilst a darker grey option is used to demark car bays and walkways.

In addition, the wall tiles in the workshop were selected in a complementary colour and silk finish, which means that they can be cleaned down easily.



"A crisp, clean and modern showroom specification, Hyundai is a fantastic example of how our products work especially well in this type of retail environment"

Easy to maintain, reliable and highly technical, the tiles can cope with the demands and rigours of both customer and employee."

Peter Bentley, Solus Ceramics Chairman



[click here for more information about the Hyundai project](#)





NEW RANGE
NATURAL COLLECTION

TIMBER



Candina 3QWE008

AUTHENTICALLY REPLICATING THE LOOK AND FEEL OF **REAL WOOD**

A regal and rich wood effect range, Timber has been designed to replicate the look and texture of genuine lumber.

Five colour options authentically evoke the look of different types of wood, perfect for creating the look of floorboards when the real deal is not achievable.

From the white, bleached look of Candina, and the silvery, antique Orgen, to the warm and natural Frailon, Timber features a style for almost every occasion.

Each tile in the range appears slightly different from the next, so when laid together it is impossible to tell that the designs of the product have been created digitally. Knots, dark spots, rustic lines and scratches populate

the surface of the material, which echoes the structure of real planks.

Available in one size, the tiles can be laid in any way the designer chooses, but Solus Ceramics recommend a uniform, staggered pattern or an irregular staggered pattern to achieve a genuine wood effect look.

In addition to the Matt R9 finish, the tiles are also available in a Relieve R11 finish, which resembles the look and texture of garden decking planks. Deeply grooved, with regular straight lines, the tiles provide excellent levels of slip resistance and a fantastic tactile quality.

Finally, 300x300mm Timber decors, which consist of mosaic mesh sheets featuring rectangular pieces of tile, are available in all colours.



Agols 3QWE007

The tiles feature a huge variety of authentic looking knots and lines



Orgen 3QWE006



Kekes 3QWE010



"A truly authentic wood effect range that includes so many lovely realistic shades, it is almost impossible to tell that it has been manufactured. With excellent durability, slip resistance, and lifelike texture, if genuine wood is not available, I can highly recommend this product."

Stephen Baker, Solus Ceramics Sales and Marketing Director

A range that features cool, crisp colours and warm, rustic shades



Agois 3QWE007

TIMBER FINISHES, COLOURS AND SIZES:

[click here for more information about the Timber range](#)

All colours are available in a **Matt R9** and a **Relieve R11** finishes. PTV results available upon request.



Orgen 3QWE006



Agois 3QWE007



220x850mm



Candina 3QWE008



Frailon 3QWE009



Timber Decor 300x300mm, available in all colours



Kekes 3QWE010



Relieve R11 finish is available in all colours. Please ask for details.



ALSTON BAR & BEEF

PROJECT



"The Program range is a flexible and technical range that is available in many colours and sizes including hexagons.

The possibilities are simply endless with this range, and it is so inspiring to see what designers can do with this unique product."

Pete Toule, Solus Ceramics
Area Sales Manager



[click here for more information about the Alston Bar & Beef project](#)



A cool and trendy design

ALSTON BAR & BEEF

P R O J E C T

Contemporary design in a richly historic setting

Located in the catacombs of Glasgow Central Station, Alston Bar & Beef is a chic venue that specialises in locally produced Scottish steak and fine, specialist gin.

The 80-seat destination restaurant designed by the expert team at Jestico + Whiles, occupies a cavernous arched space and has been shortlisted in the Restaurant and Bar Design Awards 14/15, in the 'Restaurant or Bar in a Transport Space' category.

The design integrates historic original features such as the atmospheric brick archways, while adding contemporary elements like white, veined marble

countertops and elegant pendant light fittings. Solus Ceramics supplied 200m² of smooth, matt hexagon floor tiles from the Program range, which were used throughout the main seating area. Black and white tiles were laid to create an intricate and exciting diamond pattern. Upstairs at street level, a café area was also fitted with red and white tiles from the same range, in a slightly different style.

The Program range is a practical, colourful and durable series of tiles that includes a huge variety of size options, a wealth of technical and standard finishes, and the flexibility to be used on both walls and floors, independently or to create patterns.

The tiles work beautifully within this unique and historic setting and provide a modern edge



GBK EARLS COURT PROJECT

WITH ITS FUNKY AND EXCITING scheme, it is no surprise that Gourmet Burger Kitchen Earls Court has been shortlisted for a Restaurant and Bar Design Award 14/15 in the 'Multiple Restaurant' category.

A refresh to an already popular location, this eye-catching makeover sought to update the brand look and increase the number of tables.

The design, which was created by the team at [moreno:masey architecturestudio](#), showcases Hexagon shaped tiles from Solus Ceramics' versatile Program range to create an iconic, patterned bar front and floor design.



FEATURED in the Premier edition of this magazine back in December 2014, The Perfectionists' Cafe returns to Quarter as it has been shortlisted for a Restaurant and Bar Design Awards 14/15 in the 'Restaurant or Bar in a Transport Space' category.

The restaurant, which is part of Heston Blumenthal's portfolio, was designed by the team at AfroditKrassa and reflects the elegance and glamour of travel in the 1960's and 70's.

Solus Ceramics supplied bespoke marble effect flooring tiles and luxurious wall tiles.



QUAGLINO'S

P R O J E C T



QUAGLINO'S

P R O J E C T

Reinventing an iconic London restaurant

Following a £3 million refurbishment, the legendary art deco restaurant Quaglino's has been nominated for a Restaurant and Bar Design Award, in the Lighting Scheme category.

The London eatery, which in the past attracted admiration from all sorts of celebrities and The queen herself, has undergone an extensive makeover led by the talented team at Russell Sage Studio.

Key to the reinvention of the space was to hark back to an era of formal attire and sense of occasion. The balcony bar, an ideal pre-diner drinks space, and putting a large cocktail bar central to the dining space, all face a new staged area for late night music.

As well as many new additions such as hexagonal fixtures and tessellated designs in gold, black and purple, many features such as the iconic staircase have been lovingly refreshed.

Solus Ceramics supplied floor tiles to the lower floor restaurant area and the WCs. More than 500m² of 600x600mm tiles from the luxurious Compression range were laid throughout the expansive seating area, around and inside the fabulous cocktail bar, and through to the toilets.

The tiles, which feature evocative layers, were inspired by the geology of natural marble and provide an elegant and grandiose mood that feels modern yet respectful to the art deco history of the venue.



The tiles respectfully complement the art deco interior



Moorwalk 3ATE513



Moorwalk 3ATE513



Moorwalk 3ATE513



"A stunning project that showcases the amazing nature of porcelain tiles."

The Compression range perfectly replicates the complex look of marble, yet provides the flexibility and ease of use that porcelain offers."

*Pete Toule, Solus Ceramics
Area Sales Manager*



[click here for more information about the Quaglino's project](#)

The Compression range, which is used throughout this venue is inspired by natural marble



The fantastic feature cocktail bar

NATURAL COLLECTION

COMPRESSION



Rockfield 3ATE509, Moorwalk 3ATE513

AN EXQUISITELY VEINED MARBLE EFFECT PORCELAIN RANGE

Compression is a luxurious and elegant range of full-bodied porcelain tiles, inspired by precious and beautiful North American marble.

Characterised by bold vertical veins, Compression unmistakably evokes a distinctly natural aesthetic, resembling the geological layers found in genuine natural stone.

Made up of six chic colours, the range includes seductive beiges, steely greys and rustic browns. Each colour features a multitude of dark and light

tonal veins, which is slightly different from tile to tile. The colours can be clearly paired, with a light and dark option of each colour. These colours can be used together to create complementary schemes or used independently to focus maximum impact.

Available in four sizes: 150x900, 300x600, 450x900 and 600x600mm, Compression can be applied to walls or floors and laid in a variety of patterns to create amazingly imaginative designs. Different sizes can even be paired together to create huge parquet style patterns.



Moorwalk 3ATE513

Providing a luxurious and high-end finish



Rockfield 3ATE509, Vincent 3ATE511



Vincent 3ATE511, Rockfield 3ATE509



Midghall 3ATE507, Rockfield 3ATE509

Compression can be selected in two different finishes: natural or honed. The natural finish provides an R10 slip resistance, has a slightly rough texture and possesses a lightly speckled appearance. The honed option is shiny, smooth and grandiose, showcasing very precise silky veins.

Developed with high-end boutique hotels and restaurants in mind, the versatility of the tiles provides the user with a finish that will suit almost any type of commercial or residential project.

Mix and match colours and finishes to create unique schemes

COMPRESSION FINISHES, COLOURS AND SIZES:

All colours available in **Natural R10** and **Honed**. PTV results available upon request.

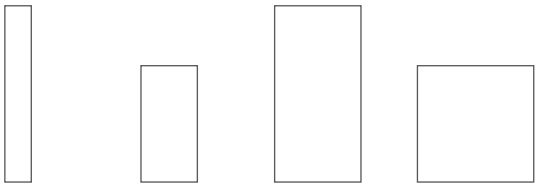
[click here for more information about the Compression range](#)



Rockfield 3ATE509



Moorwalk 3ATE513



150x900mm 300x600mm 450x900mm 600x600mm



Vincent 3ATE511



Catter 3ATE508



Midghall 3ATE507



Vechi 3ATE512



Vincent 3ATE511, Midghall 3ATE507

NEW RANGE

WALL COLLECTION

Samobor 5GDS010, Zagreb 5GDS001, Osijek 5GDS003



INTERLACE

Samobor 5GDS010, Zagreb 5GDS001, Osijek 5GDS002



A NEW SHAPE TO CREATE AMAZING AND SOPHISTICATED FEATURE WALLS

Interlace is a brand new tile range that truly defies expectations and brings a new perspective to wall coverings.

A shape unlike any other, Interlace is inspired by traditional Moroccan tiles and decorative motifs.

Available in a number of neutral shades, and a standout vibrant red, the tiles in this range can be used to create elegant, natural designs.

Beautifully curved, the interestingly shaped tiles perfectly interlock when they are laid together and create a stunningly eye-catching pattern.

Colours can be used independently or in any combination of shades, giving almost unlimited possibilities to the user.

Interlace can be specified in 11 gloss colours, which have a shiny, glassy, mirror like quality, and six satin shades, which possess a slightly matt finish.

The surface of the tiles in this range is slightly bumpy, which adds a sense of texture and additional reflective sheen to the gloss options.

Interlace is a perfect product for creating wonderful and memorable feature walls, and the shape of the tiles can be further accentuated by choosing a contrasting grout colour.

Be bold, be different and try Interlace in your next design. Contact the team at Solus Ceramics to ask about free samples or further literature about this stunning new range.

Samobor 5GDS010



INTERLACE FINISHES, COLOURS AND SIZES:


Available in **Satin** and **Gloss**.

[click here for more information about the Interlace range](#)

Satin Finish colours



Gloss Finish colours



wallpaper

Hex: 3 colours: 720x2900mm

NEW RANGE WALL COLLECTION

INTRODUCING A NEW SURFACE ACCESSORY FROM SOLUS CERAMICS

Solus Ceramics are already one of the UK's most respected and reliable suppliers of floor and wall tiles, and they are now using their design experience to showcase a brand new range of alternative surface products.

Wallpaper is an exquisite collection of luxurious, exotic and architectural wallpaper designs, that have been carefully selected to complement Solus Ceramics' core tile showcase, including their wood effect, concrete inspired and natural look ranges.

Wallpaper includes 5 distinct ranges that cover a huge and eclectic variety of styles from industrial

chic, to trendy pop art and vibrant flora.


Wallpaper is hung in what Solus Ceramics refer to as 'modules'. Some designs depict complete scenes, others show repeated patterns, while others give users the freedom to create their own design by altering the module. Lastly, some wallpaper designs depict a scene and should be hung as directed.

Wallpaper comes in a variety of sizes and can be applied to almost any type of project.

Finally it is easy to clean and is enhanced with glittery, textured resins that provide a glowing effect.



WALLPAPER COMPOSITION GUIDE:
Below is an example of how the modules can be used.
For more details or to request a copy of the full brochure please contact our sales team.





THE CREATIVE CENTRE

Going from strength to strength in west London

The Creative Centre is Solus Ceramics flagship tile showroom and is located in the heart of Baker Street, west London.

Catering for both retail customers and specifiers from the design industry, the Creative Centre is an innovative and inspirational space that offers visitors the chance to get up close and personal with the latest and most exciting tile products.

Whether you are looking for the hottest bathroom trends or some highly technical commercial floor tiles, The Creative Centre will guide you through the options available and provide you with the ideas to take your designs to the next level.

With the amount of choice it can be a daunting experience to make the right decision when it comes to tiles. At The Creative Centre, Solus Ceramics' experienced and knowledgeable team are always on hand to assist. They will help you to understand the technical strengths and limitations of the tiles and would be happy to provide design suggestions and ideas.

At the Creative Centre, Solus Ceramics are constantly bringing in new and exciting tile ranges, sourced from the most respected manufacturers from around the globe. Visit The Creative Centre to experience and interact with these amazing products, see what they look like in real life in full size and feel the amazing textures that the products offer.



Explore the free sample 'pick and mix' wall



Experience full sized examples of the latest tile trends

As ever, Solus Ceramics offer a free tile sample service to all visitors to The Creative Centre, bespoke samples can be ordered and dispatched to an address of your choice.

Alternatively Solus Ceramics welcome anyone to use the sample 'pick and mix wall', which is located in the reception of The Creative Centre, offering thousands of 100x100mm tile samples to pick up and take.

Finally, The Creative Centre is more than just a showroom. It is an event space, a meeting area and a workspace, and is available for you to use. If you have any special requirements or ideas for how you could use The Creative Centre, do not hesitate to get in touch!

A space filled with fresh, vibrant and exciting tile ideas





9

THE CREATIVE CENTRE

9 Baker Street, London
W1U 3AH

T. 020 7935 7355

thecreativecentre@solusceramics.com

How to get there?

By car:

9 Baker Street, London W1U 3AH



Parking available on George Street
or Robert Adam Street.

By train:



Get the train to Marylebone Station,
then catch a bus or walk 15 minutes (0.7 miles)

By bus:



The nearest bus stops are Blandford Street on Baker
Street or George Street on Gloucester Place.

By tube:



Baker Street. 8 minutes walk (0.4 miles)

Bond Street station. 8 minutes walk (0.4 miles)

Marble Arch station. 8 minutes walk (0.4 miles)



EXPERIENCE CPD SEMINARS WITH SOLUS CERAMICS

Solus Ceramics are proud to offer a number of CPD seminars to professionals in the design industry. As part of their continuing commitment to customer support, CPD seminars are totally complimentary to any interested parties including past clients and new contacts.

These CPDs, which are all themed around the subject of tiles and tile installation, will help you to develop your knowledge and appreciation of diverse tile related subjects such as safety information, innovative tile products, British Standards and sustainable tile production.

CPDs can be arranged at a time to suit you and can be held at a your own workplace or a meeting point

of your choice, as long as sufficient facilities are available. Alternatively, Solus Ceramics welcome you take part in CPDs at their Birmingham HQ or The Creative Centre. In addition to taking part in one of our many CPD seminars, which is presented by a member of our experienced and knowledgeable team, Solus Ceramics will also provide a free lunch.

Solus Ceramics are happy to accommodate both small, intimate gatherings and large scale group sessions.

Booking a CPD seminar could not be easier.



SEMINARS

MEETING THE INDUSTRY'S NEEDS

The main aims of this seminar are to:

- Provide the specifier with ongoing technical and product information as part of continuous professional development
- Discuss subjects which will help the specifier utilise floor and wall tiles avoiding any potential issues
- Provide knowledge and technical support in all areas of supply right through to installation
- To ensure correct detailing for the laying and application of ceramic and porcelain tiles

Duration: 45 to 60 minutes

The seminar includes information on the equalities act and British Standards, as well as Slip Resistance requirements, wet area tiling, movement joints, NCS colour scheme, calibration and corundum inserts.

DON'T SLIP UP!

This bespoke seminar will provide you with:

- The latest guidance on anti slip floor tiles and the testing procedures
- A video demonstration of the ramp test (DIN 51130 and DIN 51097) and live demonstrations of the Wessex pendulum machine and surface roughness meter
- Up-to-date HSE anti slip guidelines for commercial floor tiling
- Specific project risk assessment, function before form
- Site conditions, user behaviour, possible contaminants, maintenance

Duration: 45 to 60 minutes

INTRODUCING
ULTRA,
A MODERN RANGE
OF CONCRETE
EFFECT TILES



[click here for more information
about the Ultra range](#)