



EXPERIENCE

A fusion of concrete and fabric ideas


Taking inspiration from the delicate woven textures of fabric and the bold features of concrete, Experience provides a new and exciting concept for designers to explore.

COSMOLOGY
A FRESH TAKE ON SLATE

VENETIAN
CLASSICALLY SPECKLED TILES

OAK PRIORY
MODERN RESIDENTIAL CARE

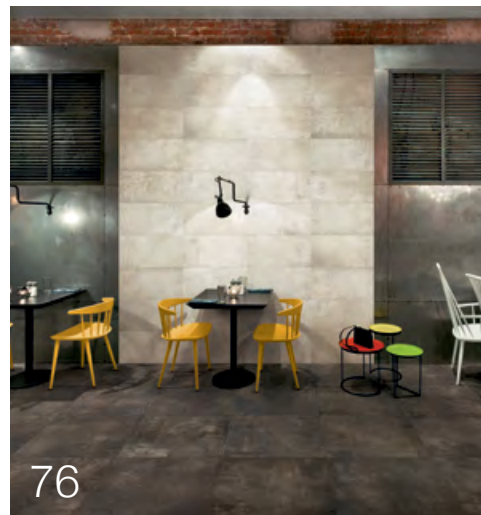
DOUBLETREE
A STYLISH HILTON HOTEL




40



58



76




10




34



52



28




46



70



16



04



22

quarter¹

Supplying your imagination

Chairman

PETER BENTLEY
peterbentley@solusceramics.com

Managing Director

MARCUS BENTLEY
marcusbentley@solusceramics.com

Finance Director

RYAN BENNETT
ryanbennett@solusceramics.com

Commercial and Marketing Director

STEPHEN BAKER
stephenbaker@solusceramics.com

London sales

JO BURLEY
joburley@solusceramics.com

JOHN ROSE
johnrose@solusceramics.com

MARK AYLIFFE
markayliffe@solusceramics.com

MICHAEL IRVINE
michaelirvine@solusceramics.com

PETE TOULE
petetoule@solusceramics.com

BARRY TEASDALE
barryteasdale@solusceramics.com

East Midlands and Oxfordshire sales

ZOE SYROKA
zoesyroka@solusceramics.com

Midlands sales

MARK WRIGHT
markwright@solusceramics.com

North sales

DAVID OVERTON
davidoverton@solusceramics.com

Wales and South West sales

RICHARD BARON
richardbaron@solusceramics.com

The Creative Centre Manager

NICOLA HELLETT
nicolahellett@solusceramics.com

Editor

PAUL SHEPHERD
paulshepherd@solusceramics.com

Designer

RICARDO JARDIM
ricardojardim@solusceramics.com



Head Office & Solus Tile Studio

Unit 1, Cole River Park,
285 Warwick Road
Birmingham, B11 2QX
0121 753 0777
sales@solusceramics.com

The Creative Centre Showroom

9 Baker Street,
London, W1U 3AH
020 7935 7355
thecreativecentre@solusceramics.com

CONTENTS

- 04 Cosmology, new range. *A realistic replication of slate*
- 10 Chapter Kings Cross. *Contemporary student accommodation*
- 16 Venetian, new range. *A classic terrazzo revival*
- 22 Tower View. *Luxurious London living*
- 28 Peakstone, new range. *Worn, weathered concrete*
- 34 DoubleTree by Hilton Kingston. *Nostalgic hotel design*
- 40 Experience, new range. *Incomparable concrete effect*
- 46 Oak Priory. *Modern retirement development*
- 52 Flecked, new range. *Boldly speckled tiles*
- 58 Arctic, new range. *Inspired by the polar region*
- 64 de Gruchy. *An inspirational retail experience*
- 70 Dappled, new range. *Plain and patterned tiles*
- 76 Territory, new range. *Fusing wood and cement*
- 82 Versaflex® VXR system. *Patented dry lay system*
- 84 Interview with Zoe Syroka. *Get to know the Solus Ceramics team*
- 86 Solus Ceramics CPDs. *Free seminars for you to experience*

Editor's letter



Paul Shepherd
editor
paulshepherd@solusceramics.com

IT FEELS LIKE SPRING HAS ARRIVED at Solus Ceramics, and we have been exceptionally busy sourcing a dynamic array of exciting new products that are sure to bring a breath of fresh inspiration to your architectural and design projects.

Terrazzo style is certainly making a big return in 2017, and in this issue we feature three brand new diverse products inspired by the traditional Venetian material.

We also have been busy following some of our recently completed projects including the beautiful DoubleTree by Hilton and the innovative Oak Priory residential care home.

Paul Shepherd


“Join us on an exploration of new trends that we believe will be big in 2017 and beyond!”



COSMOLOGY

A REALISTIC REPRESENTATION OF SLATE

NEW SLATE EFFECT RANGE



Realistically and beautifully imitating the look of natural slate

Cosmology, the new natural inspired porcelain range from Solus Ceramics realistically and beautifully represents the ancient form of slate.

The surface of the tiles feature special notes of iridescence and also replicates the intriguing textures, irregularities, variations in colour and typical time worn expressions found in natural sedimentary stone.

Cosmology is made up of four distinctive neutral colours, beginning with a dark anthracite and ending with a sandy beige shade. Interestingly, all of

the tiles also exhibit tones and textures designed to mimic the look of natural oxidisation.

Designed and developed specifically for the high demands of the UK specification market, the Cosmology range was created with the aim of providing extremely high slip resistance.

In independent tests, all of the Natural finish tiles achieved well over the 36 point requirement in a wet pendulum test, with half the colours scoring higher than 50. This amazing slip resistance lends itself to many practical uses; meaning that the range can be used in a huge array of project types ▶



Intricately dappled with brief notes of light and iridescence



Krypton 3LGY104

from residential dwellings, to busy commercial properties and even spa and pool areas where the user may be barefoot.

A versatile product, Cosmology is available in a wide array of sizes, from a standard 300x600mm format all the way up to a grandiose 600x1200mm size.

Finally, as a highly slip resistant product, the Cosmology range defies the typical expectation of having a rough or abrasive surface and actually feels quite smooth and tactile, lending itself to interior projects where an authentic natural ambience is needed. ♦




Calcium 3LGY101

Designed specifically with the requirements of heavy traffic commercial projects in mind



COSMOLOGY FINISHES, COLOURS AND SIZES:

Available in Natural R10 (A+B), Lappato and Grip R11 (A+B+C) finishes. PTV results available upon request.




Calcium 3LGY101

Radium 3LGY102

Bromine 3LGY103

Krypton 3LGY104

For more information about the Cosmology range please visit our website.



300x600mm

450x900mm

600x600mm

600x1200mm

900x900mm



Calcium 3LGY101



CHAPTER

LONDON

KINGS CROSS
PROJECT



CHAPTER KINGS CROSS

PROJECT

Unique student accommodation in central London

Situated in the cultural heart of Kings Cross, this new student accommodation provides a unique living experience for students in London, providing unrivalled amenities and customer service.

Tigg + Coll Architects were appointed to reimagine 20,000 sq ft of extensive common spaces that exist within and throughout the Chapter Kings Cross site for Greystar, a leading US real estate company.

The project delivers a more inclusive reception space and arrival hall, new communal study and social areas, a gym, a modern screening room and ancillary facilities.

The design of the refurbishment echoes the local character of the area, drawing inspiration from the industrial heritage of the iconic Kings Cross Station. The main arrival hall has been stripped back to reveal the original concrete and steel structure and then layered with premium finishes and furniture including ceramic wall tiles, wall panelling and mosaic flooring.

Solus Ceramics were delighted to work with the architects to supply the mosaic tiles that were used throughout the public spaces. The central part of the bespoke pattern was made up of white, black and red hexagon porcelain pieces and finished with a square serpentine border. ▶



THE REFURBISHMENT DRAWS INSPIRATION FROM THE INDUSTRIAL SETTING OF KINGS CROSS AND THE ICONIC STATION

Created specially for this project with patterns and pieces from the Capital range, the mosaic evokes a wonderfully nostalgic yet contemporary ambience.



Finishing the arrival hall scheme, bespoke booth seating, study benches, and a curved, solid oak station-style bench dramatically increases the sense of arrival to the property.

Existing mezzanines that were previously hidden from view were opened up and exposed to the main reception, creating new visual connections, increased daylight and sense of space through the use of steel-framed glazed partitions, with steel cross-bracing and expanded mesh panels.

The upper floor café was reconfigured into a communal study area with an open kitchen for students to prepare refreshments. A range of spaces were provided for group and solo study, with a quiet study room designed for more focused working.

Finished with floor tiles from the terracotta influenced Illustrate range, the café utilised both a patterned and plain floor tile to create a defined space for communal interaction. An interesting range, Illustrate features a wide variety of traditional and contemporary patterns that are printed with intentional imperfections and aspects of wear and tear.

THE BESPOKE MOSAIC IS A TRIUMPHANT FUSION OF NOSTALGIC STYLE AND MODERN DESIGN



Our view



Mark Ayliffe
Solus Ceramics Area Sales Manager
markayliffe@solusceramics.com



Chapter Kings Cross is a fantastic student accommodation project that showcases the versatility of our products and the unique services we can offer.

To create the memorable bespoke mosaic floor, we worked with the architect to develop a totally individual pattern and select a desirable palette of colours that met the brief. The outcome is an intriguing and timeless design.



For more information about this project please visit our website



VENETIAN

A CLASSIC REVIVAL OF THE
"PAVIMENTO ALLA VENEZIANA" STYLE



NEW SPECKLED RANGE



The aptly named Venetian range is a contemporary version of terrazzo material

A classic revival of the “pavimento alla veneziana” style, which first appeared in 16th century Venice, the aptly named Venetian range has been produced as a contemporary porcelain version of the classic terrazzo material.

Inspired by traditional terrazzo, which typically had a thickness of between 15mm and 30mm, this range has been produced to a thickness of 14mm. This particular thickness, whilst close to the original format, enriches the quality of the material, as it possesses the same breaking load as external 20mm tiles.

Venetian has been conceived to offer a highly technical solution and with an R10 slip resistance, and is suitable in both residential and busy commercial situations.

The range offers a concise collection of three colour choices, which consists of a bright white, a mid grey

and an inky black. The colours are all characterised by a strong core shade splattered with a multitude of contrasting flecks, speckles and chips.

In addition to these solid tiles, the range also includes a large choice of patterned décor tiles, which feature the three core colours in the guise of different geometric and traditional motifs.

Paying tribute to the past, users can pick from a selection of classic Venetian style designs or opt for the trendier, modern styles. Alternatively, designers could decide to use a patchwork mix that includes all of the different décors and create something totally unique.

A chic and trendy interpretation of the traditional terrazzo style, Venetian provides an inspirational speckled aesthetic, ideal for both modern and classic projects. ◆



The range features a wide array of modern and classic patterns

Torcello 2EFT101, Castello 2EFT103




Venetian includes a cool palette of stony shades

Three distinctive colour options explore a compact selection of grey scale colours from white to dark grey. These unique shades also feature in the vast array of décor tiles that are inspired by classical and modern geometric design.


VENETIAN FINISH, COLOURS, DECORS AND SIZE:

Available in **Natural R10**. PTV results available upon request. All colours and decors are available in **250x250x14mm**.


For more information about the Venetian range please visit our website.



Torcello 2EFT101



Burano 2EFT102



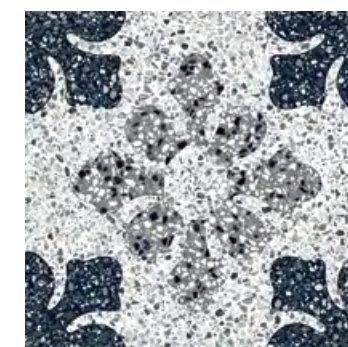
Castello 2EFT103



Zattere Decor 1 2EFT104d101



Zattere Decor 2 2EFT104d102



Zattere Decor 3 2EFT104d103




Zattere Decor 4 2EFT104d104



Zattere Decor 5 2EFT104d105



Zattere Decor 6 2EFT104d106



Zattere Decor 7 2EFT104d107



Zattere Decor 8 2EFT104d108



Zattere Decor 9 2EFT104d109

PROJECT
TOWERVIEW





Images courtesy of Interior Architecture UK

TOWER VIEW

PROJECT

Luxury living with priceless views across the Thames

The redevelopment of the Tower View property, on the river Thames, comprises of five luxury apartments and one duplex penthouse, featuring a roof terrace with stunning views over Butlers Wharf and the Shard. Originally a 1980s office block, the building was remodelled and designed with the expertise of interior architecture and design consultancy - Interior Architecture UK - to create luxury contemporary residences with wonderful views of the London skyline.

Each apartment and penthouse within Tower View was designed individually and included six unique kitchens and thirteen different bathrooms and en suites, offering Solus Ceramics the opportunity to showcase a wide range of beautiful products.

Specially selected tiles were sourced from a selection of natural materials specifically chosen for the sophisticated scheme of each bathroom and en suite.

All of the bathroom concepts showcase tiles from Solus Ceramics' wealth of ranges and were enhanced with decorative mosaic designs to create eye catching features. Products included the unique Dior chocolate marble, subtle grey limestone and mosaics in bronze and black Testi De Moro and mother of pearl. En suites that were designed with a curved shower wall were complemented with iridescent, multi-tonal mosaics, adding texture and a play of light. In contrast to the intricate detailing, the marble and limestone was laid in larger formats, providing a contemporary base. ▶



IT WAS VITAL THAT ALL OF THE MATERIALS USED ECHOED THE ELEGANCE OF THE STUNNING LOCATION

Ann Loxley, Director at Interior Architecture UK, said, "Tower View was a very prestigious project to work on, seeing the transformation of a traditional office block into exquisite residences.

"Interior Architecture UK were the sole designers on the Tower View apartments and worked closely with the developer to ensure their vision was met. With such a prestigious location, it was vital that all the materials used echoed the elegance of the wonderful views over the River Thames.

"The main criteria set out by the developer was to ensure each apartment had its own unique styling, setting out a precedence of different finishes in every aspect of the design. To guarantee each bathroom had its own identity, we needed to make sure we had a wide range of materials to choose from so that each property had its own individual style." ♦

SPECIALLY SOURCED NATURAL MATERIALS WERE SPECIFICALLY CHOSEN FOR EACH INDIVIDUAL BATHROOM AND EN SUITE




Why natural stone?

Stone tiles are a beautiful and unique choice for both residential and commercial environments, providing a luxurious style that lasts a lifetime.

Difficult to imitate, every piece of natural stone exhibits totally original speckles, fossils, veins or crevices and even has the potential to improve with time.

When correctly sealed, natural stone is easy to clean, immensely durable and effortlessly maintainable.



Our view



Jo Burley
Solus Ceramics Area Sales Manager
joburley@solusceramics.com



Tower View was a fantastic project to work on, collaborating with a team that really push the boundaries and excels in exquisite design detailing.

We worked closely with Interior Architecture UK to provide beautiful, yet striking tiles to complement the surroundings and make the bathrooms in each of the apartments come alive with their own unique style and personality.



For more information about this project please visit our website

PEAKSTONE

INSPIRED BY **WORN,**
WEATHERED CONCRETE SLABS



NEW CONCRETE EFFECT RANGE



Create a continuous flow from wall to floor and from interior to exterior

A contemporary range that merges the qualities of concrete and stone

A fusion of concrete design and stone effects, Peakstone simultaneously reinterprets the robust character of cement, whilst bringing a more refined architectural aesthetic that meets the needs of modern design.

A full-bodied range, Peakstone consists of six colours ranging from a distressed white pearl, to a smoky grey and a wistful tobacco brown. The muted colours all have some elements of wear with scratches and stains, providing an authentic, underground experience.

Beautifully textured, Peakstone takes tactile clues

from the structure of concrete, which is brought to life with soft, uneven ripples and random gentle textures across the surface of each individual tile.

The range includes a wide variety of sizes and finishes, offering a suitable format for almost any type of installation such as hotels, offices, shops, airports, homes and swimming pools.

The vision to create a continuous flow of the same material throughout a project is made possible as the different finishes and thicknesses allow for effortless continual use from wall to floor and from interior to exterior locations. ▶

Depending upon the finish selected, the size options available to the user will vary from a typical 300x600mm size up to a monumental 1000x3000mm format. This facilitates the opportunity for designers to create unbelievable tiled surfaces to a size and scale that until now has been especially difficult.

A fantastic, urban inspired range, Peakstone combines the best aspects of weathered concrete with the architectural grace of porcelain. ♦

Featuring soft concrete textures and scratched, worn tones



Nanga 3RLK102




Everest 3RLK101


PEAKSTONE FINISHES, COLOURS AND SIZES:

For more information about the Peakstone range please visit our website.


Available in **Natural R10**, **Soft R9** and **Outdoor R11 (A+B)** finishes. PTV results available upon request.




Everest 3RLK101




Nanga 3RLK102




Gannett 3RLK103



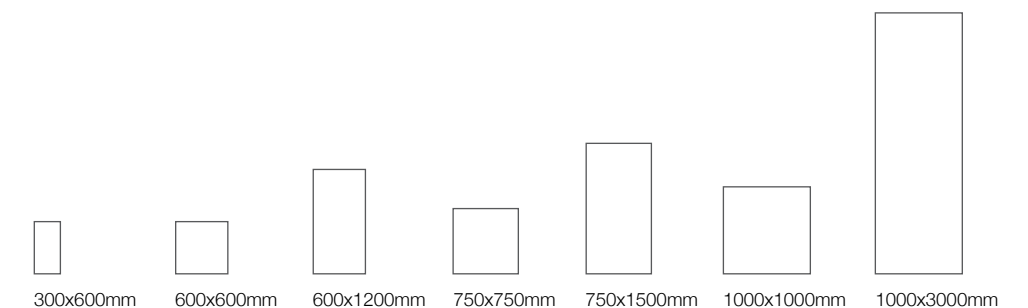
Rainier 3RLK104



Manaslu 3RLK105



Crestone 3RLK106





DOUBLETREE
BY HILTON™
KINGSTON
PROJECT



DOUBLETREE BY HILTON KINGSTON

PROJECT

Exquisite style and sophistication at enticing new hotel

The DoubleTree by Hilton Kingston upon Thames is the latest Hilton project to feature tiles from Solus Ceramics, and joins a stunning portfolio of 72 DoubleTree by Hilton properties across Europe.

Solus Ceramics once again worked with the team at DesignLSM, who were responsible for the design of the beautiful reception area, public circulation zones and the exclusive Hawkers Bar & Brasserie.

The branding for Hawkers Bar & Brasserie conveys a refined and nostalgic feel of days gone by, helping to connect guests with Kingston's rich aviation heritage.

DesignLSM were tasked to create a full identity for the new food and beverage offering within the hotel, and began by immersing themselves into the London Borough's aviation history, drawing inspiration from uncovered archives of aircraft photography and the notable records of famous flight pioneer Harry Hawker.


Intricately patterned tiles from Solus Ceramics' bold Illustrate range decorate the restaurant floor area and bar front. The tiles, which feature a star motif, showcase a palette of complementary grey shades and subtle aspects of intentional wear and tear. In addition, feature walls were adorned with exciting grey chevron tiles from the inspiring Geometry range. ▶



THE TRADITIONAL PATTERN OF THE FLOOR TILES PERFECTLY FIT THE NOSTALGIC SCHEME



THE BRASSERIE CONVEYS
A REFINED FEELING
OF "DAYS GONE BY"



Our view



Michael Irvine
Solus Ceramics Area Sales Manager
michaellirvine@solusceramics.com



Solus Ceramics have a vast amount of experience supplying tiles to the hospitality sector, whether it is for uniform global specifications in properties across the world or for unique and individual one off bespoke designs.

At the DoubleTree by Hilton, we had the opportunity to put forward a variety of exquisite and unusual trend ranges to meet the luxurious and nostalgic brief.



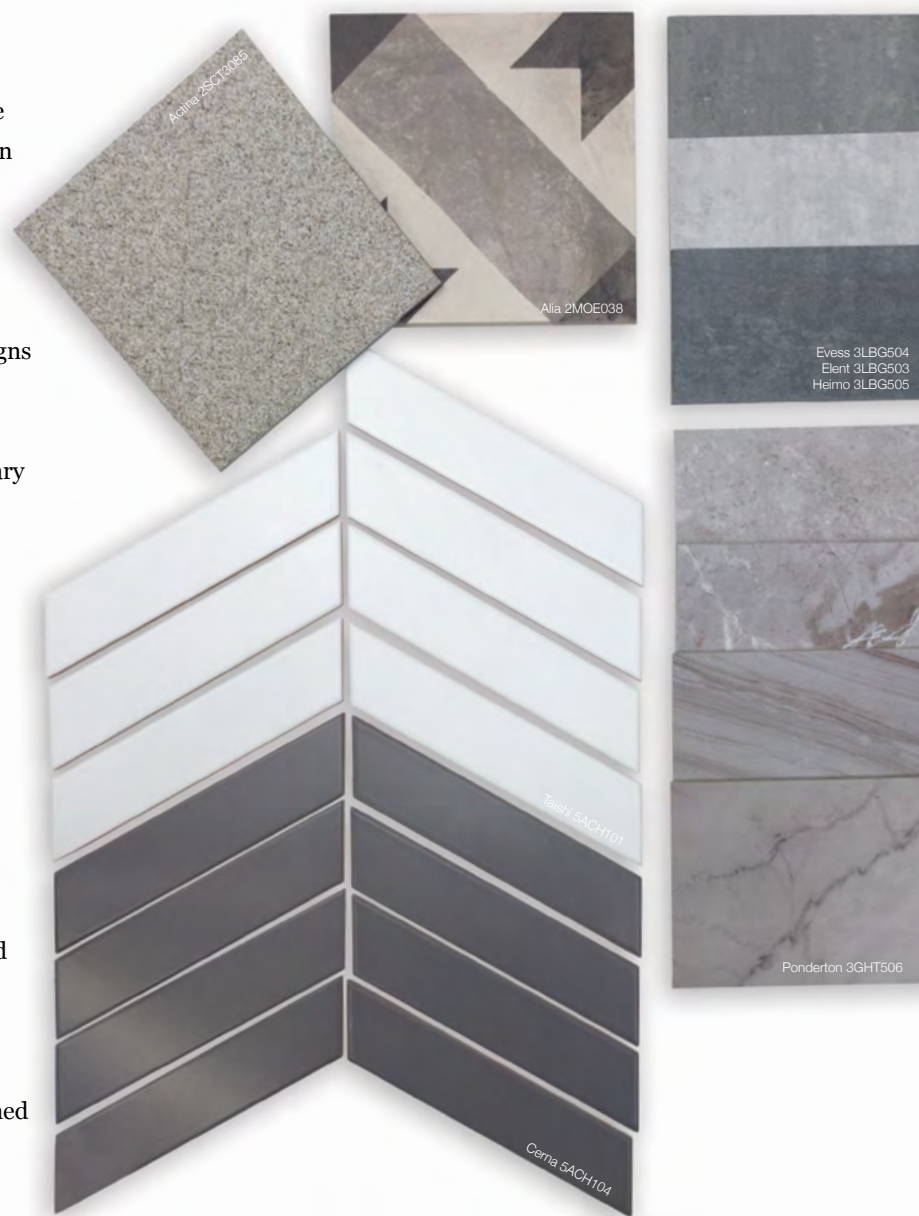
For more information about this project please visit our website

The reception, which has a stripped back yet sophisticated theme, is home to tiles from the eye catching Diversity range, a marble effect porcelain collection that showcases the evocative differences found in natural marble.

A distinctively varied range, the 150x900mm plank shaped tiles come in 12 totally diverse designs showcasing extravagant layers, wild veining and realistic stone textures. When laid, the Diversity range truly comes to life, providing a contemporary and natural aesthetic.

Putting Solus Ceramics' tile cutting experience to the test, the designers also used bespoke cut strips from the Stonework range on the floor to create a dynamic pattern. A practical stone effect range, Stonework is ideally suited to busy commercial environments and high traffic areas.

Finally, Solus Ceramics also supplied tiles to the busy kitchen area. A high traffic zone with the potential to be exposed to all manner of spills and splashes, the kitchen was fitted with highly anti slip tiles from the Porcelain Flare range. Many special pieces such as skirtings and angles were used alongside a main floor tile in the cross hatched Bosso finish.





EXPERIENCE

ADORNED WITH SUBTLE
SHIMMERING **PATTERNS**

NEW CONCRETE EFFECT RANGE



Porcelain stoneware featuring the textures and tones of fabric

At the forefront of tile design, Experience is an exploration of unique surface prints inspired by the creative world of fashion, fusing the aesthetic of different textiles with the stone-like nature of porcelain.

A soft and sensuous collection, the tiles feature a delicate surface print that resembles the intricate texture of woven fibres, with different colours in the range portraying a wide variety of materials.

With a slightly textured surface design, the range offers a gently tactile experience where three-dimensional layers fuse together to create an entangled fabric pattern.

The slight tonal contrasts of these textures delicately shine when they capture light, creating a lovely shimmering filigree effect across the surface of the stoneware. This subtle iridescence evokes movement and interest when used in both intimate and open schemes.

Available in a selection of eight colours, Experience provides a palette that includes warm charcoal black, bright silver grey and a compelling inky denim blue.

As standard, the range is presented in a practical R10 finish with up to four different sizes depending on the colour chosen. A large format R9 finish can be explored in four of the lighter shades. ▶

Stone effects have been expertly layered with fabric textures



Experience is categorised as having a tile-to-tile uniformity of V1, which indicates that users should expect a slight shade and design difference among the pieces.

A practical range, Experience is suitable in both residential and light commercial zones, and can be applied to walls and floors to create flowing and captivating schemes.

For a unique design statement, Experience offers a fabric-influenced aesthetic and a multitude of glimmering sparks of interest, sure to bring a dynamic quality to any project. ✦

Featuring a graceful array of cool and calming neutral colours




Elate 2WVG101, Diversity 2WVG104




EXPERIENCE FINISHES, COLOURS AND SIZES:

For more information about the Experience range please visit our website.

Available in **Natural R9**, and **Natural 10** finishes. PTV results available upon request.




Diversity 2WVG104




Inspire 2WVG105




Zeal 2WVG106




Ardor 2WVG108



Polite 2WVG103



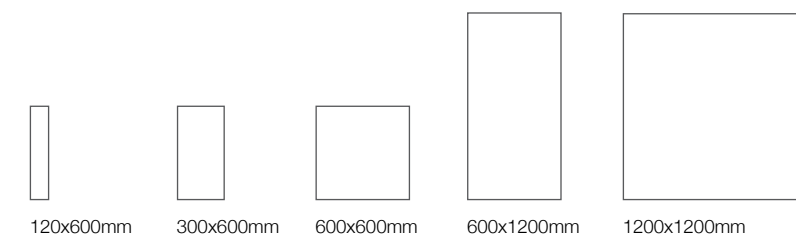
Graceful 2WVG102



Empathy 2WVG107



Elate 2WVG101





OAK PRIORY

ABBAY HULTON

PROJECT



Images courtesy of Just Imagine

OAK PRIORY

PROJECT

A high specification retirement development in Stoke

Situated in the heart of Stoke on Trent, Oak Priory is a newly completed retirement living development that offers people over 55 the opportunity to live an active life independently for longer, in a safe and secure environment with the flexibility of tailored care.

Solus Ceramics worked with Just Imagine Contract Interiors, a company that specialise in the design, procurement and fit out of Care Homes throughout the UK, to supply tiles to the reception area of the project.

With a long history, many years experience and unrivalled talent in design for Dementia, Sheltered

Housing, Specialist Care Homes and Villages, Just Imagine set about creating a high specification, tailored design perfectly suited for the needs of prospective residents.

The interior design brief was to present a scheme that reflected space and place, to give the building a sense of individuality and celebrate the city's heritage and industry. The client required the interiors to portray a classic understated elegance, with comfort and the needs of residents being of the upmost importance.

The aesthetic of the project centres on neutral, earthy shades, with splashes of vivid colour, tactile ▶



A calming and tranquil collection that exudes style and effortless versatility.

Obelisk is available in a large array of typical sizes and special large format options. The range offers excellent durability and is perfectly suited to a busy environment like Oak Priory.

Ewing 2AG0512, Lytle 2AG0515

textures, metallic finishes and subtle prints. Local themes were explored including transport, canals, railways, potteries, ancient abbeys and RJ Mitchell, designer of the Spitfire.

Emphasis was put on creating a 'social hub' reception where Almond and Taupe coloured tiles from Solus Ceramics' Obelisk range were featured. Large format 600x1200mm sized tiles fill the majority of the wide and light space, whilst the darker 300x600mm tiles were used to border seating areas and other social spaces.

The 175 apartment development is operated by Your Housing Group, was designed by PRP Architects, with building work completed by Eric Wright. ♦

TWO DIFFERENT COLOURS FROM THE SAME RANGE WERE USED TO CREATE VISUAL 'ZONES' IN THE RECEPTION AREA



Our view



David Overton
Solus Ceramics Business Development Manager
davidoverton@solusceramics.com



It is wonderful to see how this particular sector has evolved over the past few years and Oak Priory is a wonderful example of a modern, luxurious and stylish retirement development that provides an especially desirable place to call home.

The chic tiles from our Obelisk range are perfectly suited to the light, airy and contemporary reception.




For more information about this project please visit our website

FLECKED

BOLDLY FLECKED TERRAZZO
STYLE TILES

NEW SPECKLED RANGE





Stoppel 2HVE104

Flecked is a creative range that showcases highly speckled designs

Exploring the popular trend for terrazzo style, Flecked is a creatively composed range that showcases a highly speckled and bold surface design.

Inspired by the traditional composite material, the range consists of four neutral colours, ranging from an airy grey through to a deep anthracite.

The tiles typically feature relatively light chips and flecks with a subtle smattering of some slightly darker notes to create gentle points of interest.

A unique finish, the speckles and chips are particularly arresting and are characteristically larger than those found in other terrazzo style ranges.

The range is made up of a collection of three larger than average sizes, including 600x1200mm, 600x600mm and 800x800mm, and two practical finishes.

The majority of the sizes come as rectified, which means that the tiles have been mechanically processed to ensure that all the tiles are uniform in



© 2017 Kvaerner

Uniquely characterised by especially large flecks and speckles

size and are perfectly square. The 800x800mm size is not rectified.


A multi-purpose product, Flecked is ideal for a wide variety of residential and commercial uses and can be applied to both floors and walls.

Set to be a popular returning style for 2017, terrazzo style tiles offer all of the amazing design cues seen in the authentic material, yet also provides the user with the indisputable benefits of porcelain. ♦



Flecked showcases light marble-like chips

Motley 2HVF103

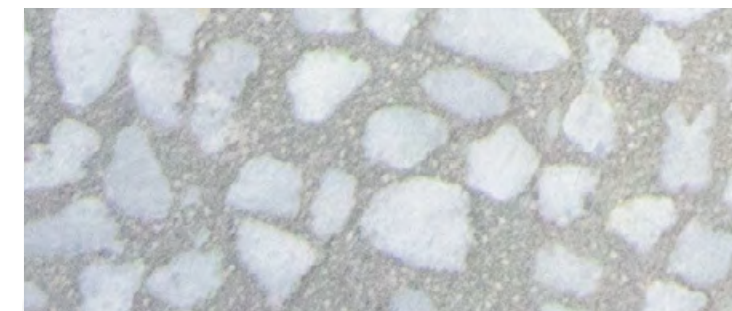


The range features a warm selection of four neutral core colours

FLECKED FINISHES, COLOURS AND SIZES:

Available in **Matt R9** and **Semi-Polished** finishes. PTV results available upon request. For more information about the Flecked range please visit our website.

Real size speckles



Freckle 2HVF101



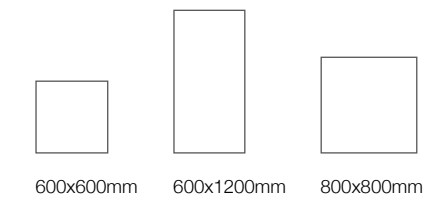
Motley 2HVF103



Sprinkles 2HVF102



Stippel 2HVF104



Freckle 2HVF101



ARCTIC

INSPIRED BY
THE GLACIAL ENVIRONMENT

NEW LIMESTONE EFFECT RANGE



Narwhal 3PPK106

Inspired by the rugged beauty of arctic Scandinavia

The new Arctic range is the embodiment of solidity and durability inspired by the raw strength and wildness of the frozen environments in the farthest reaches of the northern tundra.

Comprised of porcelain, the colours featured in the collection are drawn from the tones of a landscape in which stone is dominant and where rock is eroded by the full force of nature itself.

Tiles are embellished by multi-tonal shades, speckled with cloud upon cloud of light and dark along with intentional aspects of wear and tear creating unique movement in every piece. Made up of seven colours, Arctic is centred on a neutral theme where different shades can be mixed together into an endless array of combinations and work as a subtle backdrop to more detailed surfaces.

Owing to its extreme versatility, Arctic can be applied both indoors and out, and it is designed to interpret both more contemporary and minimalist tastes as well as the more refined and stylish ones.

Available in 750x1500, 750x750, 600x1200, 600x600 and 300x600mm sizes and in a honed finish, the R10 slip rating makes it suitable for both residential and commercial settings.

The Basaltic and Kayak colours are also available in a 20mm thickness with a R11 A+B+C finish making them suitable for all types of outdoor environments.

An eye-catching natural range, Arctic showcases a variety of interesting features such as speckles, fossils and scratches, which is perfect for creating a raw environmental aesthetic. ◆

Made up of seven enigmatic colours that capture the diversity of natural stone

The Arctic range provides users with a raw, natural palette perfect for almost any type of project. Featuring cloudy shades, evocative speckles and whimsical veins, Arctic is a fantastic choice to bring a little slice of nature inside.



Nordic 3PPK101



ARCTIC FINISHES, COLOURS AND SIZES:

Available in Honed R10 and Strutturato R11 (A+B+C) finishes. PTV results available upon request.

For more information about the Arctic range please visit our website.

			
Siberian 3PPK104	Basaltic 3PPK105	Narwhal 3PPK106	Geyser 3PPK102
			
Walrus 3PPK107	Kayak 3PPK103	Nordic 3PPK101	



300x600mm 600x600mm 600x1200mm 750x750mm 750x1500mm



Geyser 3PPK102

MINT VELVET

MINT VELVET

de
GRUCHY
FOREVER INSPIRED
PROJECT





Images courtesy of Caulder Moore

de GRUCHY

PROJECT

Revitalising a 200 year old department store

As one of the oldest department store retailers in the UK and Channel Islands, de Gruchy enjoys a reputation that stretches far beyond their landmark building in Saint Helier, Jersey.

Retail and leisure industry experts Caulder Moore created a new store design for the well-known brand, which was unveiled in September 2016 as part of a £15m investment and extensive 18-month refurbishment programme.


Caulder Moore designed a new shopping experience for the department store that embraces the motto of the brand – ‘forever inspired’. The vision for the project was to capture the style, surprise, individuality and confidence of the brand in an aspirational shopping experience.

The new retail environment is split over two floors totalling 54,000 sq ft. An additional 20,000 sq ft

of retail space is also being constructed to the side of the store and will launch when the development completes in 2017.

The new design embraces the historical elements of the listed building, whilst stripped back fittings and layout gives the space a fresh, timeless feel. Part of the reinvention was also to look at the customer experience of the store, in which Caulder Moore created and redefined the architectural strategy and store layout. After reviewing and relocating circulation points and customer walkways, the new centralised double escalator connects customers between fashion accessories and shoe avenue, to women’s fashion on the 1st floor.

Solus Ceramics worked with Caulder Moore by supplying flooring tiles to the main shopping areas. The team selected dazzling white tiles from the Tierra range in a 600x600mm size and a natural finish. ▶




THE DESIGN SENSITIVELY
EMBRACES THE HISTORY
OF THE BUILDING



Beautiful and practical, Tierra combines chic style and technical prowess

The white Bakett tile features a smooth matt finish embellished with silky flecks and shimmering streaks that gently reflect ambient light.



Bakett
5ANF511

Our view



Michael Irvine
Solus Ceramics Area Sales Manager
michaelirvine@solusceramics.com

de Gruchy is a stunning independent department store that has invested in the future of their business by committing to this high specification refurbishment.

The Tierra range in particular helps to create a bright, and contemporary aesthetic, that will stand the test of time.

For more information about this project please visit our website

A practical, full-bodied porcelain product, the Tierra range is ideally suited to high traffic commercial areas, fusing fantastic aesthetic style with high durability and slip resistance.

The tiles possess a smooth surface, with a subtly dappled finish. Each shade showcases slight variation with light tonal flourishes that add individual movement to each piece.

The largest retail outlet in the Channel Islands, de Gruchy is set to enjoy the next 200 years of success with this beautifully refurbished store. ♦



Bakett 5ANF511



THE CHIC WHITE TILES CREATE A DAZZLING CANVAS, ALLOWING THE PRODUCTS TO TRULY STAND OUT IN THE LARGE OPEN SPACES

DAPPLED

PLAIN AND PATTERNED
SPECKLED TILES

NEW SPECKLED RANGE





A modern terrazzo style range featuring an array of dazzling patterns

A fresh and crisp fusion of terrazzo style and cool, contemporary colours, the new Dappled range is certainly one to watch in the coming year.

A diverse speckled range, Dappled features both lightly flecked colour options and others that have larger and more distinctive chips and pebbles.

In total, the range consists of 12 colours, which include a host of timeless favourites such as light grey, sandy beige and subtle blue, as well as more trend setting shades like blush pink and creamy mustard.

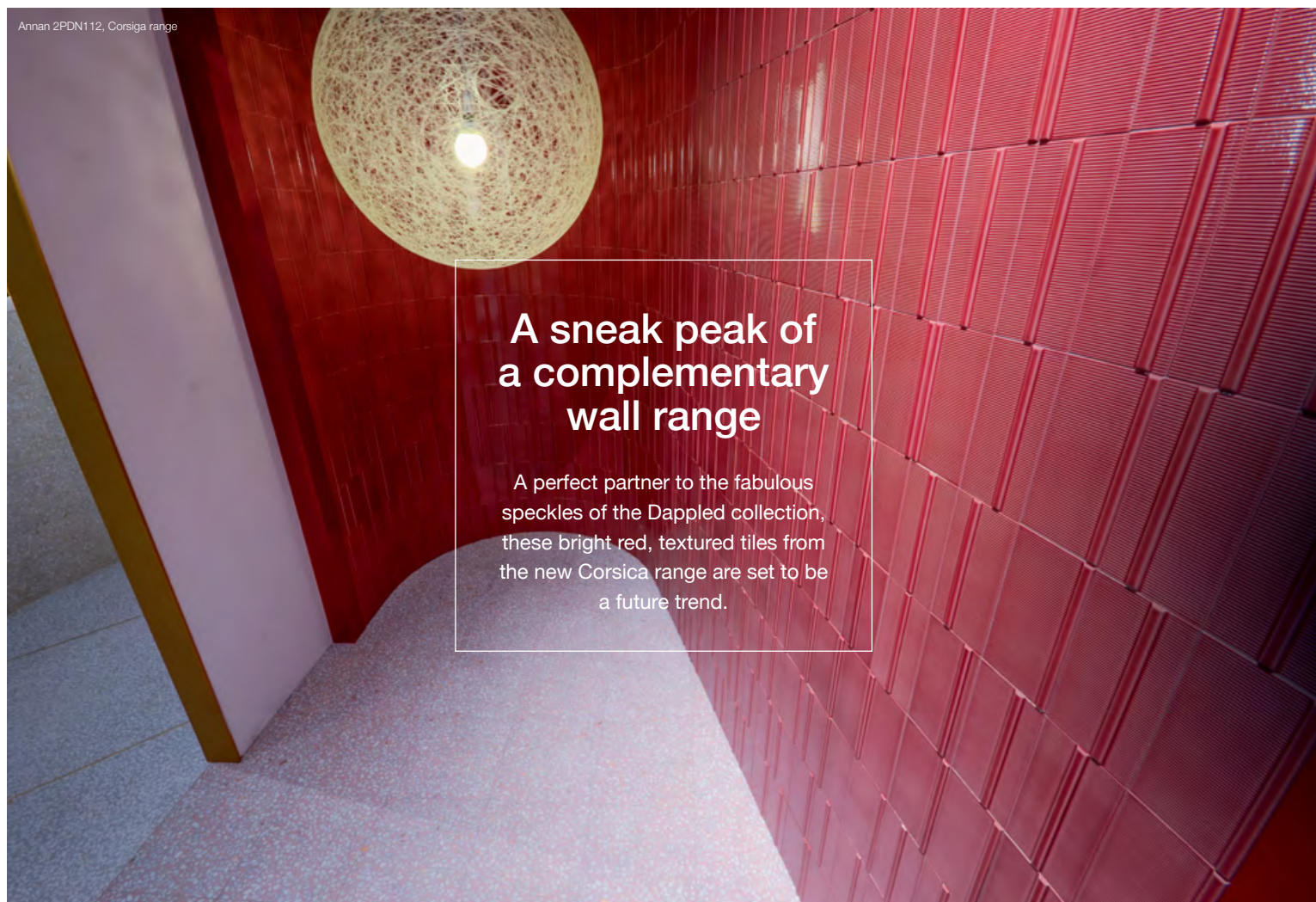
The true showpiece of the range is the vast selection of matching décor tiles that feature various elements from the core colour selection. These décors feature a variety of patterns based on both traditional Venetian styles and more modern cubic designs.

The core tiles in this range are available in a standard 300x300mm size or a rectified version and possess a tactile matt finish.

Dappled is a multipurpose range suitable for all manner of projects, offering both plain and patterned options for designers. ♦



The intricate patterns, whilst traditional, work well in modern settings







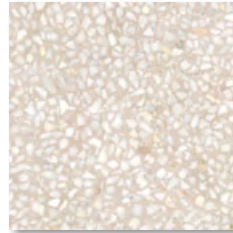
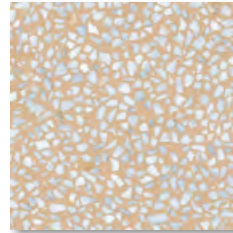
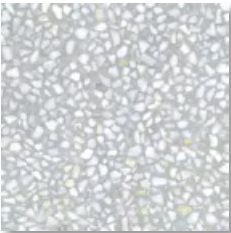

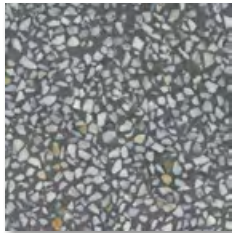
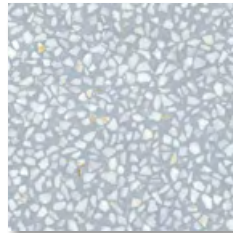

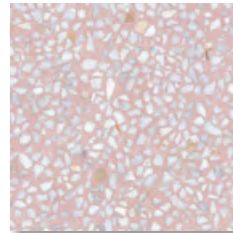





















A sneak peak of a complementary wall range

A perfect partner to the fabulous speckles of the Dappled collection, these bright red, textured tiles from the new Corsica range are set to be a future trend.

DAPPLED FINISH, COLOURS, DECORS AND SIZE:


For more information about the Dapple range please visit our website.

Available in **Matt R10** finish. PTV results available upon request.

					
Sandhead 2PDN103	Penpont 2PDN101	Shinnel 2PDN102	Terregles 2PDN104	Kenmure 2PDN107	Glenuce 2PDN111
					
Borgue 2PDN105	Drunmore 2PDN106	Wigtown 2PDN108	Tynron 2PDN109	Machars 2PDN110	Annan 2PDN112
					
Tynron Decor A 2PDN109d209	Shinnel Decor A 2PDN102d202	Kenmure Decor B 2PDN107d207	Shinnel Decor B 2PDN102d302	Kenmure Decor C 2PDN107d407	Glenuce Decor C 2PDN111d411
					
Penpont Decor C 2PDN101d201	Shinnel Decor C 2PDN102d402	Wigtown Decor C 2PDN108d408	Tynron Decor C 2PDN109d409	Machars Decor C 2PDN110d410	Annan Decor C 2PDN112d412
					
Sandhead Decor D* 2PDN103d503	Penpont Decor D* 2PDN101d501	Airds Decor* 2PDN113	Parton Decor* 2PDN114	Sandhead Decor E* 2PDN103d603	Penpont Decor E* 2PDN101d601
					
Sandhead Decor F* 2PDN103d703	Wigtown Decor F* 2PDN108d708				

* Selected decor tiles are only available in 295x295x8.2mm

300x300mm



TERRITORY

DEEPLY **EVOCATIVE**,
SCRATCHED CONCRETE TILES

NEW CONCRETE EFFECT RANGE



Oatland 2PLT103, Linthouse 2PLT106

Inspired by the characteristics of an underground **urban environment**

A new hybrid industrial material, Territory is a fusion of wood and cement textures with a striking used-look aesthetic, which contributes to the contemporary allure of the product.

The conspicuous scratching on the surface, the signs of wear and tear and the distinctive colours all contribute to shaping the underground atmosphere that inspires the range.

Wood and cement are typical elements seen in all aspects of urban and industrial architecture, and the Territory range combines these recognisable

resources to create something totally new and individual.

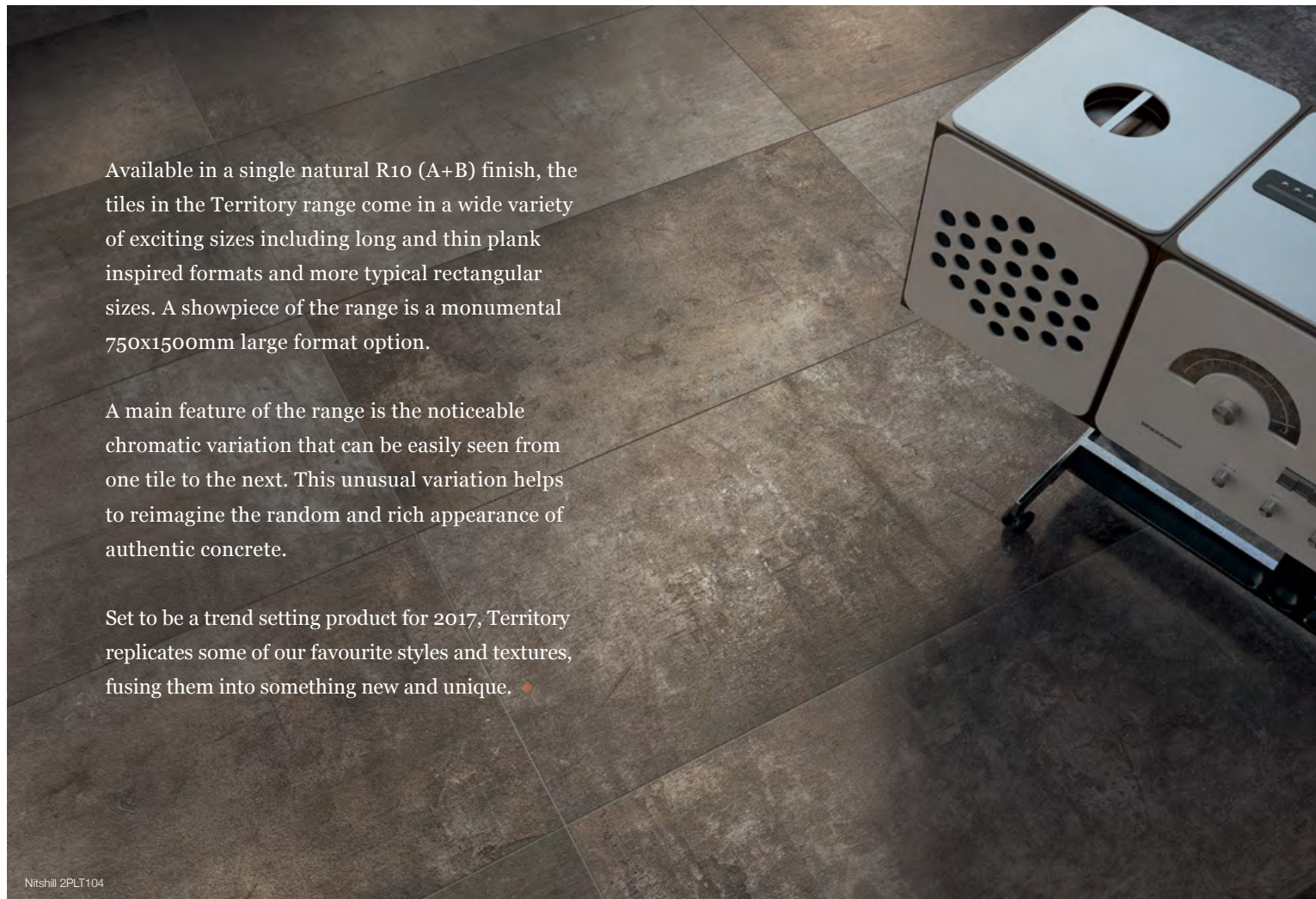
Described as a post-industrial tile range, the design of the pieces tend to showcase vague wood-like textures such as knots, layers and cracks, as well as more concrete influenced highlights like scratches and cloudy blemishes.

The range includes six colour options, with inspiration drawn from common metals like copper and iron as well as chic wood finishes like ash and oak. ▶



The scratched and scoured concrete tiles exude industrial character

Buchill 2PLT101



Available in a single natural R10 (A+B) finish, the tiles in the Territory range come in a wide variety of exciting sizes including long and thin plank inspired formats and more typical rectangular sizes. A showpiece of the range is a monumental 750x1500mm large format option.

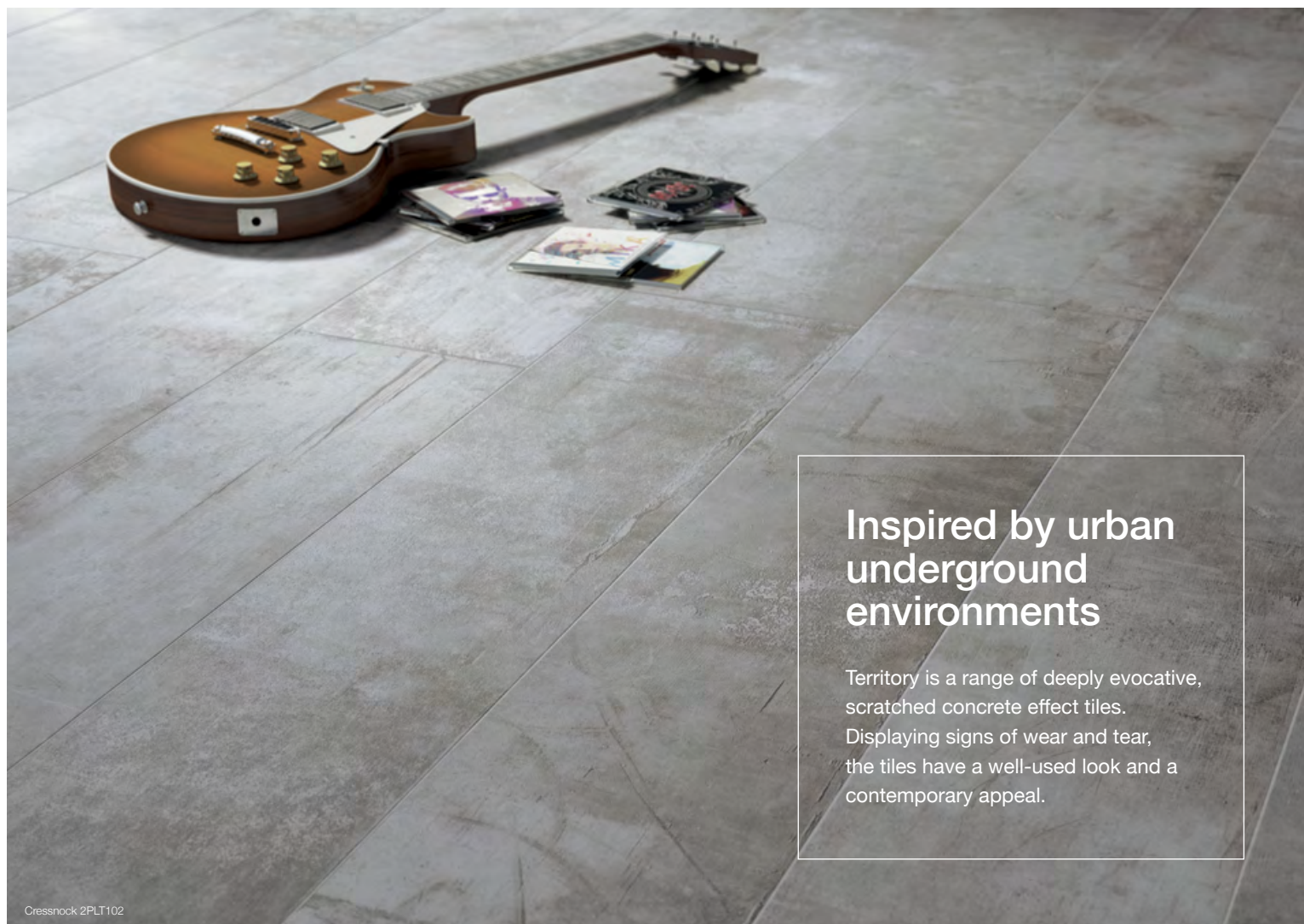
A main feature of the range is the noticeable chromatic variation that can be easily seen from one tile to the next. This unusual variation helps to reimagine the random and rich appearance of authentic concrete.

Set to be a trend setting product for 2017, Territory replicates some of our favourite styles and textures, fusing them into something new and unique. ♦

Nitshill 2PLT104



Ibrox 2PLT105



Inspired by urban underground environments


Territory is a range of deeply evocative, scratched concrete effect tiles. Displaying signs of wear and tear, the tiles have a well-used look and a contemporary appeal.

Cressnock 2PLT102

TERRITORY FINISH, COLOURS AND SIZES:

For more information about the Territory range please visit our website.


Available in **Natural R10 (A+B)**. PTV results available upon request.




Budhill 2PLT101




Cressnock 2PLT102




Oatland 2PLT103



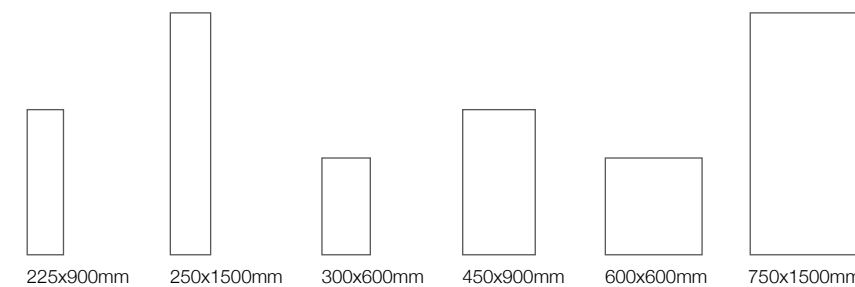
Nitshill 2PLT104



Ibrox 2PLT105



Linthouse 2PLT106

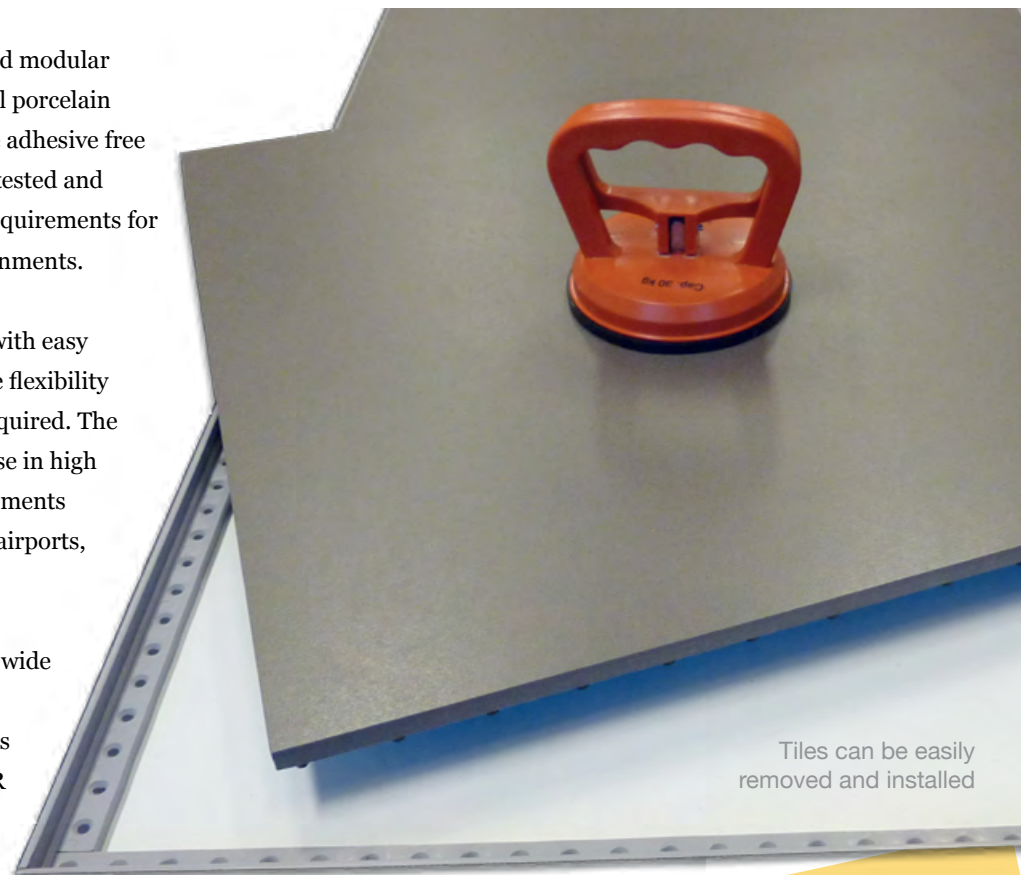


DISCOVER VERSAFLEX® VXR

Versaflex® is a worldwide patented modular dry fit tile system with a technical porcelain (ceramic) top surface to facilitate adhesive free sustainable floor installations. It has been tested and installed for over 10 years and meets the requirements for the most challenging of commercial environments.

The system allows for a quick installation with easy removal and replacing of tiles, enabling the flexibility to change the layout of a floor whenever required. The Versaflex® VXR system is developed for use in high traffic and challenging commercial environments such as high street shops, car showrooms, airports, offices and hotels.

The system can be directly installed onto a wide array of substrates, including raised access flooring, chipboard based floors, steel floors and mezzanine floors. The Versaflex® VXR system is a combination of pressured laminated layers, giving the product unprecedented technical properties.



A typical showroom floor of 400m² takes one day to install with Versaflex® tiles as opposed to seven days for a wet tile installation (with 4 people on site).

Advantages


- Speed of installation – up to 6 times quicker than traditional tiling
- Can be trafficked over immediately after installation
- A dry and dust free installation
- Versaflex® tiles can be lifted to give immediate access to the substrate
- Future proof flooring – remedial alterations and changes are implemented quickly
- Sustainable - including re-use of Versaflex® tiles for new design or even location change
- A better support across the entire tile (adhesive - British and EU Standards required a minimum of 80% coverage/support, Versaflex® VXR - 100% support)
- Expansion joints are not required, grout detail acts as expansion joint
- Increased shock absorption and impact performance
- Direct contact sound reduced by 18db
- Significant strength increase including deflection
- Versaflex® can be used in a standard layout or brick bond pattern

Product detail


The Versaflex® VXR System is a factory assembled flooring system and consists of a polymer carrier and 0.2mm steel sheet bonded to the back of each tile.

An L shaped flexible joining strip (or "grout") is perforated with holes and pegs on the underside of the tile. The joining strip carries the flexible joint which fits between the porcelain top surfaces. These are supplied directly bonded to the grid.


Installation of Versaflex® tiles is very quick and simple to undertake. Once tiles are installed next to each other it forms a water resistant seal by pinching together the grout detail between the tiles. This is suitable for commercial (machine) cleaning. Versaflex® tiles can be lifted in seconds allowing full access to all sub-floor services with minimum disruption.




Rear of Versaflex®




Close up of the grout joint



Positioning of Versaflex®



Fixing of Versaflex®



Lifting to gain access to substrate



Versaflex® removed from brick bond sequence

Meet

Zoe Syroka,

Area Sales Manager covering
the East Midlands and Oxfordshire
by **Paul Shepherd**

New mum Zoe Syroka has recently returned to Solus Ceramics after maternity leave following the birth of her baby boy Dexter, so we thought it was the ideal time to catch up and find out about her role in the company.



When did you join Solus Ceramics?

I joined Solus Ceramics in November 2014, it has been a very long process to get to where I am today but I can honestly say, joining Solus Ceramics was one of the best career decisions I have ever made.

I have always been a very career minded individual and longed to be in a role that I found interesting and challenging and Solus Ceramics managed to tick all of the boxes.

My interview was very tough, which only made me more determined to get to where I wanted to be. It was a very scary time to be leaving a job that I loved very much and felt comfortable doing, but I've always had the attitude that if you want to succeed in life then you have to continually drive yourself forward to better horizons. I have achieved many things during my time with Solus Ceramics and have enjoyed every minute learning new skills and gaining valuable knowledge. In July 2016, I became a mum for the first time and had my little boy Dexter who now has to share my working lifestyle. He has adapted very well and often likes to sit on my lap tapping the keyboard whilst I'm catching up on my admin work. Teach them young...

Tell us a little about your job role, where do you work and who with?

My role is to provide technical support for the specification market with architects and designers. Solus Ceramics have been in the flooring industry for 22 years and have gained a high level of technical knowledge. We work very closely with British Standards and the HSE to ensure that the information we provide is fully up to date taking the extra worries away from the Architects and Designers who already have their hands full with providing their clients with the finishes they require. We have relationships with over 200 different factories, and it is my responsibility to promote the ranges to the market that will fit technical and design requirements.

My Area includes Northamptonshire, Leicestershire, Bedfordshire, Hertfordshire, Buckinghamshire, Oxfordshire and Berkshire.

What is your favourite type of project to work on?

We have lots of fantastic and interesting ranges and no two jobs are ever the same. I really enjoy working with an architect or designer who has not yet put pen to paper, giving me the chance to discuss the various types of effects and finishes they could include.

One of the first jobs I completed with Solus Ceramics was using our natural limestone range, Solar. This was a very interesting project and I learned a lot about using a natural stone product. The finished building looked stunning and I was very proud to be part of such an interesting project.



Headstone Museum

What trends do you think will emerge/be popular this year?

The market is constantly changing. The technology processes used to manufacture tiles just keep getting better and better and the effects now available in porcelain are limitless. We are able to provide concrete, wood, marble, natural stones, plain colours, the list is endless.

I have noticed that architects and designers are taking a particular interest in the Pendulum Test and requesting more PTV ratings.

What range should we keep an eye on?

I have to admit, the current concrete ranges are some of my favourite. The tones and textures provided by concrete effect tiles are amazing. We offer lots of ranges covering all aspects of concrete finishes but the two that stand out in my opinion is our Format range that achieves fantastic PTV results, and also provides a very rustic finish. This is very closely followed by our Replicate range. This range offers interesting sizes and a fantastic shade variation giving you the ability to go design crazy.



I have always been a very career minded individual and longed to be in a role that I found interesting and challenging



Zoe is based in Northamptonshire and covers Leicestershire, Bedfordshire, Hertfordshire, Buckinghamshire, Oxfordshire and Berkshire.



Experience CPD seminars with Solus Ceramics

Solus Ceramics are proud to offer a number of CPD seminars to professionals in the design industry. As part of their continuing commitment to customer support, CPD seminars are totally complimentary to any interested parties including past clients and new contacts.

These CPDs, which are all themed around the subject of tiles and tile installation, will help you to develop your knowledge and appreciation of diverse tile related subjects such as safety information, innovative tile products, British Standards and sustainable tile production.

CPDs can be arranged at a time to suit you and can be held at a your own workplace or a meeting point of your choice, as long as sufficient facilities are available.

Alternatively, Solus Ceramics welcome you take part in CPDs at their Birmingham HQ or The Creative Centre. In addition to taking part in one of our many CPD seminars, which is presented by a member of our experienced and knowledgeable team, Solus Ceramics will also provide a free lunch.

Solus Ceramics are happy to accommodate both small, intimate gatherings and large scale group sessions.

Booking a CPD seminar could not be easier.

www.solusceramics.com
0121 753 0777
info@solusceramics.com

AN OVERVIEW OF TILE SPECIFICATION

The main aims of this seminar are to:

- Provide the specifier with ongoing technical and product information as part of continuous professional development
- Discuss subjects which will help the specifier utilise floor and wall tiles avoiding any potential issues
- Provide knowledge and technical support in all areas of supply right through to installation
- To ensure correct detailing for the laying and application of ceramic and porcelain tiles

Duration: 45 to 60 minutes

The seminar includes information on the equalities act and British Standards, as well as Slip Resistance requirements, wet area tiling, movement joints, NCS colour scheme, calibration and corundum inserts.

DON'T SLIP UP!

This bespoke seminar will provide you with:

- The latest guidance on anti slip floor tiles and the testing procedures
- A video demonstration of the ramp test (DIN 51130 and DIN 51097) and live demonstrations of the Wessex pendulum machine and surface roughness meter
- Up-to-date HSE anti slip guidelines for commercial floor tiling
- Specific project risk assessment, function before form
- Site conditions, user behaviour, possible contaminants, maintenance

Duration: 45 to 60 minutes



Imagine Concrete



Peakstone Range



Call 0121 753 0777

Email sales@solusceramics.com

Visit www.solusceramics.com

Solus Ceramics supply over 30 concrete effect ranges

From the hundreds of concrete tiles available from manufacturers around the world, the experienced product team at Solus Ceramics have hand picked only the best ranges ensuring they have the highest technical specifications and aesthetic qualities to meet your needs. So if you are looking to introduce concrete into your project and need some inspiration or ideas, just visit our website or call us today.