



Solus Clerkenwell

Open now at 80 Clerkenwell Road

Solus are proud to welcome you to their innovative and inspiring architectural showroom, set in the heart and home of London's design community.



welcome to the 'new look' Quarter

by Paul Shepherd, editor
paulshepherd@solusceramics.com

Quarter 13 celebrates the launch of our Clerkenwell Showroom, our new specification and design showroom located in the centre of London's most prestigious architectural districts. We would love for you to visit us and invite you to see it for yourself at 80 Clerkenwell Road, on the corner of St. John Street.

Things look a little different in issue 13 of Quarter, as not only do we welcome a fresh new design but we also reveal our new company brand! We wanted to say a big thank you to all of our clients, partners and industry friends that assisted with our rebranding research.

In addition, we are also checking out a selection of new trendsetting tile ranges and some very exciting project case studies.

quarter

Peter Bentley
peterbentley@solusceramics.com
Chairman

Marcus Bentley
marcusbentley@solusceramics.com
Managing Director

Ryan Bennett
ryanbennett@solusceramics.com
Finance Director

Stephen Baker
stephenbaker@solusceramics.com
Commercial Director

David Overton
davidoverton@solusceramics.com
Sales Director

Stefano Leveque
stefanoleveque@solusceramics.com
Showroom Manager

Paul Shepherd
paulshepherd@solusceramics.com
Editor

Ricardo Jardim
ricardojardim@solusceramics.com
Designer

LONDON REGIONAL SALES

Jo Burley
joburley@solusceramics.com
West Central

Pete Toule
petetoule@solusceramics.com
East Central and East

John Rose
johnrose@solusceramics.com
Central, North West and North

Michael Irvine
michaelirvine@solusceramics.com
South West Central and South East Central

Mark Ayliffe
markayliffe@solusceramics.com
South West and South East

Barry Teasdale
barryteasdale@solusceramics.com
West, South West, South London and South East England

ENGLAND, WALES AND SCOTLAND REGIONAL SALES

Ross Murray
rossmurray@solusceramics.com
Scotland and Northern England

Claire Hulme
clairehulme@solusceramics.com
North West England and North Wales

Darrell Cook
darrellcook@solusceramics.com
North East and East England

Mark Wright
markwright@solusceramics.com
Midlands

Zoe Syroka
zoesyroka@solusceramics.com
East Midlands and NW Home Counties

Richard Baron
richardbaron@solusceramics.com
Wales and South West England



Head Office & Solus Tile Studio
Unit 1, Cole River Park,
285 Warwick Road,
Birmingham, B11 2QX
+44 (0) 121 753 0777
sales@solusceramics.com

Clerkenwell Showroom
80 Clerkenwell Rd, London EC1M 5RJ
+44 (0) 203 282 8466
sales@solusceramics.com

Baker Street Showroom
9 Baker Street, London, W1U 3AH
+44 (0) 20 7935 7355
sales@bakerstreettiles.com



new products

10 Millennia
A chic and contemporary range inspired by natural stone

22 Shades
A colourful and cool collection of concrete effect tiles

34 Dynamic
Bringing together an array of desirable and unique wall tiles

46 Universe
Inspired by the remarkable qualities of Sicilian stone

58 Elliptical
A provocative and experimental range of patterned tiles

70 Eloquent
Subtle and contemporary neutral themed tiles



case studies

04 Solus Clerkenwell Showroom
Solus arrives in Clerkenwell with an inspiring architectural showroom

16 Falcon House
A beautiful office renovation with a distinctive Art Deco style

28 True Student
Aiming to be the 'coolest' student accommodation in the UK

40 Japan Centre
An authentic 'Depachika' food hall in the heart of London

52 Mee Market
A contemporary Korean market and dining experience in Soho

64 Harris + Hoole
Creating a different and unique coffee shop ambience



intelligence

76 Engraved tiles
Creating unique etched tiles for your next project

78 CPD Seminars
Find out about the range of different CPD seminars available with Solus



“

Our ambition is that the creation of the stunning new showroom and customer focussed branding will in turn develop tangible benefits for Solus and it's partners for many years to come.”

Marcel Thomas, Marketing Manager

The image shows a modern, industrial-style interior space. In the foreground, there is a long, grey, vertically-ribbed bar counter with several light blue bar stools. Behind the bar, a dark wooden shelving unit holds various items, including a television displaying the 'SOLUS' logo, a water dispenser, and a 'hello' sign. The ceiling is high and features exposed ductwork and lighting fixtures. In the background, there is a seating area with green and brown chairs around a table, and a large black dome pendant light hangs over it. The overall aesthetic is clean, functional, and contemporary.

Solus Clerkenwell

the home of tile inspiration in EC1



Explore large format tiles in full sized displays and settings

Large format tiles are hugely popular, and at Solus Clerkenwell designers can see how these monolithic slabs look in real applications.

Welcome to the Solus Clerkenwell showroom

An innovative and immersive showroom at 80 Clerkenwell Road

Known as one of the most exciting and vibrant architectural hubs in the world, it has always been the ambition to bring Solus to Clerkenwell. Following almost 12 months of contracts, construction and collective hard work, Solus are thrilled to reveal their Clerkenwell showroom.

Located in the heart of EC1 at 80 Clerkenwell Road, Solus Clerkenwell sits on the highly prominent corner of St John St, occupying the ground floor and basement of the impressive building.

With its striking full height windows and grey and copper

colour scheme, Solus Clerkenwell is an eye-catching and unmissable destination on Clerkenwell Road, offering the perfect place to explore the latest in tile design and innovation.

Solus worked with the creative team at BusbyWebb to develop the design of the showroom. Nick Wills, Director of Branding at BusbyWebb, said: "Our concept is based around the 'heart' of Solus as a family company – starting with the chairman, Peter Bentley's original home office 22 years ago and growing to become one of the UK's leading architectural tile suppliers. We took this theme and built the customer experience and cutting edge showroom design around it. >



“

Our brief was to create a design-led, stimulating, imaginative and supportive showroom as an expression of the Solus brand – right in the heart of Clerkenwell.”

Nick Wills, Director of Branding, BusbyWebb

“The Clerkenwell showroom is a relaxed environment that gives customers everything they need to create and implement eye catching design schemes - from a traditional specification centre to an informal workspace.”

Marcus Bentley, Managing Director of Solus Ceramics, commented: “Solus sits at the very heart of the latest floor and wall tile designs, so it’s only right that we open our new home in one of the most renowned architectural design hubs in the entire world.

“We encourage designers and architects alike to come and visit our new showroom and we look forward to working with them to continue to develop fresh and exciting design aesthetics.” ♦




Solus Clerkenwell Showroom

80 Clerkenwell Road
London EC1 5RJ
+44 (0) 203 282 8466
sales@solusceramics.com



The showroom encourages relaxation, inspiration and creative collaboration



Explore the 'heart' of Solus at their showroom in Clerkenwell


From the windows representing the garden, to a welcoming kitchen bar and to the relaxing informal sitting room, Solus Clerkenwell offers visitors the chance to explore creativity in a warm, supportive and inviting 'home' space. Downstairs things get a little more serious with the engine room, which includes the study with the product library, a play area for looking at tile combinations and the more formal meeting room dressed to represent the dining room.



Visitors can enjoy complimentary refreshments, a dedicated sample service, CPD presentations and flexible agile workspaces



3FCT102
d202



millennia

new range

limestone effect
floors and walls

3FCT102



millennia

A chic and contemporary limestone effect range

A modern and minimalistic range, Millennia is inspired by finely textured natural stone, with tiles featuring a particularly memorable array of light and dark speckles.

Perfect for creating a modern ambience in the home or in commercial premises, this range evokes a calm and sophisticated aesthetic that suits almost any interior theme.

Five grey colour options offer users a flexible collection of complementary shades, all of which can be used independently or together to create fluid, cohesive designs.

Although each tile is liberally flecked with light and dark speckles, the colour and tone of each tile is surprisingly

uniform, which is perfect for achieving a consistent, contemporary scheme. Available in four sizes, Millennia accommodates traditional formats such as 300x600mm and 600x600mm, but also includes two larger format options.

Millennia includes three finishes. The Natural finish, which is considered the standard, is neither glossy nor rough and offers non-slip performance even for commercial or high-traffic environments.

The Lappato finish tends to make the ceramic surface look polished, reflective and smooth to the touch, whilst the Soft finish is somewhere between Natural and Lappato, with a soft but non-reflective surface. ♦



Flecked with light and dark tones



Millennia technical details:

Search for **Millennia** at solusceramics.com for more information about this range

Finishes: **Natural R9, Lappato and Soft**
Appearance: **Limestone effect**
Material: **Porcelain**
Usage: **Floors and walls**
Shade Variation: **V2 - Light**

Colours:



Timeline 3FCT101

Biennial 3FCT104

Mille 3FCT105

Calendar 3FCT102

Ordinal 3FCT103


Décor:



750x1500mm Décor A
Available in all colours
in Natural R9 finish

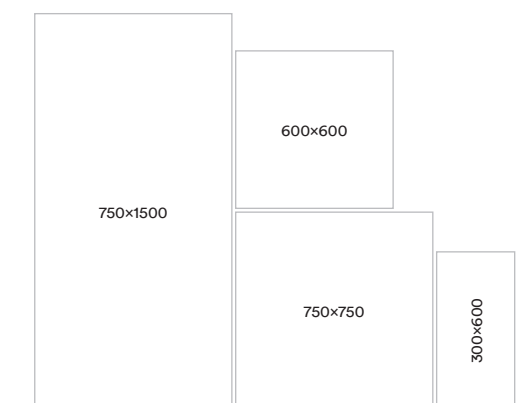


750x1500mm Décor B
Available in all colours
in Natural R9 finish



315x315mm Mosaic
Available in all
colours in Soft finish

Sizes (mm):



PTV results available upon request

**A subtle palette of
grey and beige shades**

LOMBARD STREET

Falcon House

case study



7BAM102

3MBL102



Lombard Street

Case study

High quality interior design
inspired by Art Deco

Solus are delighted to observe the completion of 60 Lombard Street, a beautiful office renovation by TateHindle for the Falcon Group.

Located in The City of London's historic financial district adjacent to the Bank of England and Royal Exchange, the building, which dates from 1911, features a striking Neo classical exterior.

Previously the headquarters for TSB Bank, it was last refurbished in 1985 when the building was completely remodelled behind retained facades.

TateHindle's redevelopment reinstates the grandeur and a high quality interior inspired by Art Deco with a sympathetic refurbishment that befits the building's heritage. The interiors complement the historic fabric of the building and feature bespoke detailing and finishes throughout.

A new double height reception with mezzanine and feature stairs creates a grand entrance, paying homage to the double storey banking hall that had previously been a focal feature of TSB's headquarters. In the main reception coffered ceilings are mirrored by an impressive bespoke geometrical flooring design, water-jet cut and supplied by Solus. >



Bespoke porcelain tiles create
a timeless floor design



Produced primarily using 1000x1000mm faux marble effect porcelain from the Glacial range, and contrasted with composite material from Solid range, all items were cut to a highly detailed site plan to effortlessly form the complex design. Continuing to the elliptical lift lobby, a radial design was implemented by utilising the same process of design.

The reception space was then completed using a 20mm composite material to form window plinths, radiator covers and step treads, which flow upwards with the use of bespoke side detailing on the mezzanine level.

The theme was also carried through to WCs and toilet cores in the building, with marble and composite material cut to size to fit each of the spaces. All installation works on site were completed by Harper & Edwards and thanks to the precision cutting achieved, along with their high-level workmanship and attention to detail, the result is a timeless, elegant design, that will no doubt become an iconic showpiece of the building. ♦

The lift lobby features a unique radial floor design created specially for the project



our view



Pete Toule, Solus Area Sales Manager
petetoule@solusceramics.com

A project that stands out in every way

“From the initial concept discussions the brief for this project grew and grew, with a number of ranges carefully considered before the Glacial and Solid ranges were settled upon. Glacial was chosen for its realism, coupled with size formats that allowed the design to be produced without unnecessary cuts.

“In particular, the reception space was discussed in detail through a number of design meetings, to ensure that once delivered to this fast paced and busy site, it could be installed as simply as possible. Whilst not always straight-forward this is a project I am very proud to have been involved with and the finish is one that I think really stands out and fits the building in every way.”



Tiles used in this project:

Dappled 3MBL102, Glacial range
Cobdar 7BAM102, Solid range

For more information please visit solusceramics.com



shades

new range

3DST102

3DST101

3DST103

3DST104

concrete effect
floors and walls

PIA

BREAKFAST ITEMS
Full breakfast 4.99
Breakfast roll 2.99
Omelette 3.99
Pancakes 4.99
Granola & Yogurt 2.99
Fruit Salad 2.99



shades

A collection of colourful, concrete effect tiles

Fusing the popularity of concrete styles with an eclectic palette of pastel colours, Shades is a unique range that achieves a unique aesthetic between the realm of modern sophistication and warm country charm.

Consisting of eight core colours, Shades includes a handful of warm and cool grey tones and four more vivid pastel colours including a hazy blue and a soft, dusky pink.

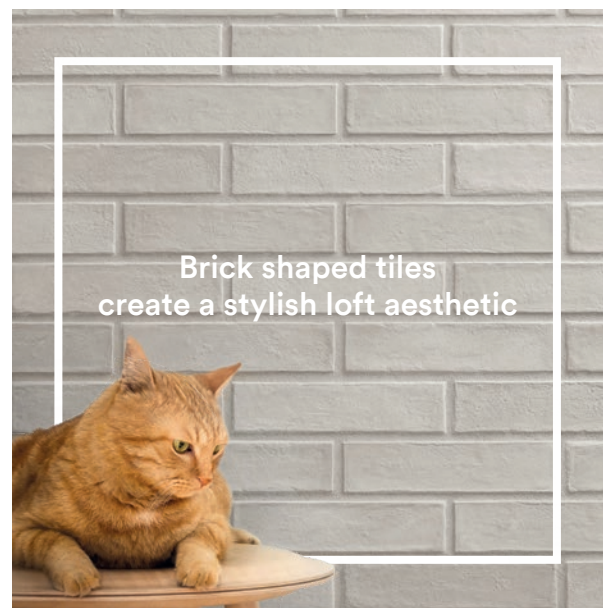
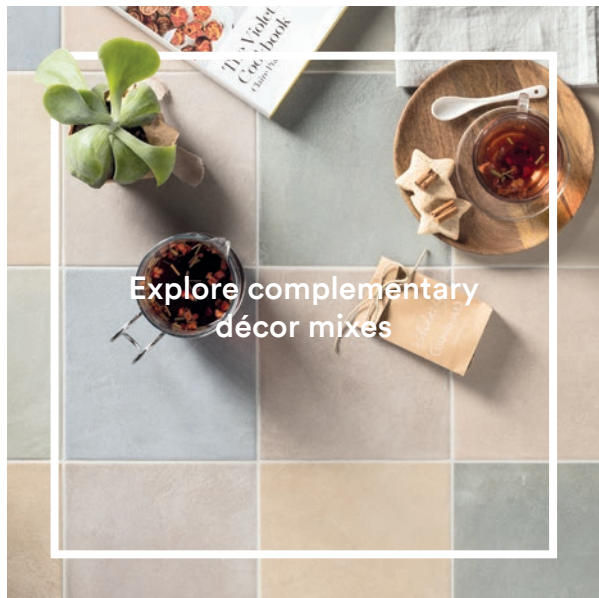
Generally uniform in tone from tile to tile, users will note that each individual piece showcases random chalky marks

and subtle shadows, which only enhances the illusion of the concrete effect.

A multi-format range, Shades includes 200x200mm and 75x300mm sizes in addition to a popular and desirable diamond shape. Shades also includes three colourful pastel décor mixes incorporating an interesting collection of patterned, patchwork tiles. Ideal for creating imaginative and colourful concrete effect floor and wall designs, Shades provides designers with a unique palette of pastel colours and dynamic formats. ♦



A sophisticated array of pale colours and unusual formats




Shades technical details:


Finishes: Matt R10 (A) and Matt
 Appearance: Concrete effect
 Material: Porcelain
 Usage: Floors and walls
 Shade Variation: V2 - Light

Search for **Shades** at solusceramics.com for more information about this range

Colours:



Milky 3DST101 Sparkly 3DST102 Smokey 3DST103



Bluish 3DST105 Verdant 3DST107 Twilit 3DST104



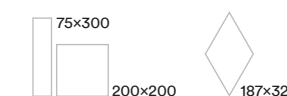
Biscuit 3DST106 Rouge 3DST108

Décor:



Mingle 3DST109 200x200x9mm Matt R10 (A) finish
 Mingle Rombo 3DST110 187x324x9mm Matt R10 (A) finish
 Mingle Décor 3DST111d101 200x200x9mm Matt R10 (A) finish

Sizes (mm):



PTV results available upon request



case study



True Student

Case study

The coolest student accommodation in the UK!

Hailed as the 'coolest student accommodation available', Glasgow West End is a new state-of-the-art residence from True, a brand that develops premium student living and study spaces.

Designed by KKA Interiors, True Glasgow West End oozes youthful personality and contemporary style, drawing inspiration from the iconic office spaces of leading tech companies.

A truly creative and collaborative approach was taken by True, and KKA were instrumental in developing not just the brand but also the physical manifestation of its core values.

Beyond the usual ambitions of flexibility and cutting edge design, is an overriding drive to create vibrant, interactive and inspirational spaces that will foster a genuine community of students through 'use & ownership' and not just another bed factory.

Built using specially created shipping containers, the accommodation features 589 beds, made up of True Club Suites (studios) and bedrooms in shared apartments.

Students can take advantage of some of the best on-site amenities available. It is the only student accommodation in >



Simple white wall tiles were accentuated with a contrasting dark grout



the UK to boast a helter-skelter slide as well as indoor swings, a dedicated Festival Zone with music caravan, a cinema, a meeting hub, a library, a café, a fully-staffed gym with classes, a multi-sport all-weather pitch, extra bookable dining rooms, and separate accommodation suites for when family or friends visit.

Solus were delighted to work with KKAI to supply a selection of wall and floor tiles to the project. In the vibrant and expressive lobby, simple white gloss wall tiles from the Cosmopolitan range were applied to the structural pillars, creating a chic, modern ambience.

In the accommodation, speckled granite effect tiles from the Trench range were used in the kitchen areas. An interesting collection, the tiles feature a variety of different angular patterns that allow the creation of funky patchwork layouts.

A fantastic project, True's innovative student accommodation model, along with the imaginative design scheme by KKAI provides a dynamic, desirable and enviable place to live for students in Glasgow. ♦

The Trench range encapsulates the iconic style of terrazzo with the addition of patterned décor options




3QRY104

Image courtesy of Digital Fire



5PRP230

our view



David Overton, Solus Sales Director
davidoverton@solusceramics.com

Blazing the trail for stylish student living

A trail blazing concept for student accommodation, True Student Glasgow is a dynamic explosion of style and innovation. The tile choice in the reception, whilst subtle, complements the modern, urban aesthetic and showcases the versatility of plain, gloss tiles.

A showpiece of the apartments, the terrazzo inspired Trench range helps to create a distinctive and funky geometric aesthetic that suits the trendy scheme that KKAI have created.



Image courtesy of Digital Fire

Tiles used in this project:

Latour 5PRP230, Cosmopolitan range
Clachan 3QRY104, Trench range
Icicle 5QUT031, Interiors range

For more information please visit solusceramics.com



dynamic

new range

SSBN109

irregular
walls only





dynamic

A diverse collection of unusual and attention-grabbing shapes and colours

The Dynamic range is an exciting new series of wall tiles that brings together some of the most desirable, unusual and extraordinary formats into a single collection.

Explore a striking hexagon, an elongated benzene hexagon, a chic equilateral Triangle, an arabesque alhambra module and a beautiful Art Deco fan, all available in 10 uniform colours.

The range includes a wide selection of neutral hues as well as some exciting vivid colours such as vibrant petrol blue and a rich snakeskin effect, metallic gold. Any of the colours

can be effectively mixed together to create imaginative and unexpected patterns and design schemes.

All colours and formats in the range come in a sleek and shiny Gloss finish, whilst in addition, all of the tiles available in white and black can also be specified in a Matt finish.

Whether it is creating complex geometric layouts or soft and sensual curved designs, Dynamic provides a huge array of options for designers to develop amazing wall designs that truly challenge the status quo. ♦



Bringing together an array of desirable and unique wall tiles



Explore unusual and extraordinary formats in a single collection




Dynamic technical details:

Finishes: Gloss and Matt
 Appearance: Irregular
 Material: Ceramic
 Usage: Walls only
 Shade Variation: V1 - Uniform

Search for **Dynamic** at solusceramics.com for more information about this range



Colours:








Zippy 5SBN101 Spritely 5SBN105 Vitality 5SBN107 Lively 5SBN103 Kinetic 5SBN106



Hyped 5SBN104 Lusty 5SBN109 Zingy 5SBN110 Chirpy 5SBN108 Peppy 5SBN102

Shapes and sizes (mm):

- 
 120x120mm
Alhambra
- 
 106x120mm
Fan
- 
 124x107mm
Hexagon
- 
 108x124mm
Triangolo
- 
 108x124mm
Benzene



JAPAN CENTRE

case study



Japan Centre

Case study

Bringing 'Depachika' to the heart of London

One of London's most recognisable Japanese supermarkets, Japan Centre, has opened a brand new flagship store on Pantom Street, just a stone's throw from the bright lights of Leicester Square.

The latest site from the Japan Centre Group, whose restaurants include Sakagura, Shoryu and Ichiryu, sees the opening of a 'Depachika': a stylish department store food hall usually located at basement level, and filled with temptingly packaged products and ready-to-eat delicacies.

Developed by the team at CADA Design, Japan Centre Pantom Street adheres to the operational principles of Depachika, combining the industrial nature of the existing building with traditional Japanese simplicity and a thoughtful approach to design.

The new food hall combines a range of specialist rooms and a central 100-seat dine-in courtyard. Three specialist departments offer a unique customer experience, with dedicated Tea, Sake and Miso areas. These departments are distinct from the main food hall with contrasting timber tones to give them their own identity.

Solus were delighted to work with CADA Design to supply a fantastic array of trend-leading tiling products to various areas of Japan Centre. In the food hall, visitors are welcomed by a complex flooring design, which was created with chevron and hexagon shaped tiles from the versatile Recon range.

When customers are ready to check out, they are also greeted by a beautifully clad service counter, which features a combination of plain and three-dimensional hexagon tiles >



Authentic and realistic concrete tones



3YTB101




from the evocative Silhouette and Dynamic ranges. Directly behind, distinctive hand-made encaustic hexagon tiles complement the modern Japanese scheme.

Concrete is used in many aspects of the design, and Solus helped to complete this aesthetic with large format, authentic looking concrete effect tiles from the Horizon range, which can be seen on the counter fronts and walls of many of the quick service food locations.

A chic and modern design that sympathetically marries the concept of a Japanese Depachika with contemporary merchandising displays and trendsetting finishes, Japan Centre is fast becoming a 'must visit' location for locals and tourists alike. ♦

The elongated red wall tiles provide a memorable welcome



5SEC105

our view




Michael Irvine, Solus Area Sales Manager
michaelirvine@solusceramics.com

Traditional Japanese design meets modern style

A fantastically diverse project with an evocative and creative palette of colours, textures and finishes, Japan Centre showcases the vast versatility offered by ceramic material.

From realistic wood effects to authentic concrete looking tiles, the design of Japan Centre perfectly brings together traditional Japanese influences and innovative interior concepts.



A chic palette of concrete and colour

A perfect culmination of different concrete effects and complementary three-dimensional décor tiles, Japan Centre features a dynamic array of trendsetting ranges and expressive formats.



Tiles used in this project:

- Noemi 3YTB101, Recon range
- Noelle 2HEX109, Waterlily range
- Peyton 5ALP101, Silhouette range
- Chirpy 5SBN108, Dynamic range
- Beni 2FNV002, Horizon range
- Concho 5SEC105, Tarocco range

For more information please visit solusceramics.com



universe

new range

SDGF102

concrete effect
floors and walls



3DGF102

universe

Inspired by the remarkable qualities of Sicilian stone

Evoking a cool Mediterranean feeling, Universe is a new range that is unmistakably inspired by the remarkable qualities of authentic Sicilian stone.

Combining the wild beauty of rustic mountain stone with four classic architectural colours, Universe strikes a balance between contemporary style and classic Italian romanticism.

Heavily speckled with a array of light and dark chips and freckles, each tile in the range possesses a natural and

realistic appearance, which offers variance and movement when applied to floor and wall areas.

Available in two finishes, the Natural R9 option is lightly textured with slightly rocky but smooth traces, whilst the Bush Hammered R11 (A+B) finish is markedly more rustic and coarse.

A variety of four sizes can be selected, including a practical 600x600mm format and three useful large format variations. >



3DGF104

Heavily speckled with multi-tonal chips and flecks



Inspired by Mediterranean stone and a chic Sicilian aesthetic

Perfect for both wall and floor applications, Universe is suitable for both commercial and residential uses and can be used inside or outside.

Reminiscent of the materials used in Palm Springs, this range has a distinctive aesthetic quality that would perfectly complement mid-century modern architecture and more contemporary design. ♦



Universe technical details:

Finishes: Natural R9 and Bush Hammered R11 (A+B)
 Appearance: Concrete effect
 Material: Porcelain
 Usage: Floors and walls
 Shade Variation: V2 - Light

Colours:



Milkyway 3DGF102


Gravity 3DGF101



Matter 3DGF103

Galaxy 3DGF104

Sizes (mm):




PTV results available upon request

Search for Universe at solusceramics.com for more information about this range



EMARKET

Small text on the left wall, possibly promotional cards or notices.



Main product labels and descriptions on the shelves, including 'Sweet Potato', 'PROPER COCONUT', and 'SAMYANG' brand items.

7BAB015

7BAB008

7BAB009

case study

사리면 (SAMYANG) and other product names in Korean.



Photography courtesy of: enzocerriphotography.com

Mee Market

Case study

A contemporary Korean market and dining experience in Soho

Opened in Soho at the end of 2017, Mee Market is a new two-storey 'table and market' concept from Korean restaurateur Linda Lee, the woman behind such eateries as Koba and On the Bab.

Designed by the team at Block1: Design, an independent agency led by Justin Melican and Laura Kiely, the brief for Mee Market was to create a Korean lifestyle and delicatessen with a retail offering and 'grab-and-go' food options.

Ready to eat food options include Korean poke rice, Asian stews and hot pots as well as signature dishes from Lee's other

restaurants. Downstairs visitors can explore the retail section, which includes branded homeware, stationery, crockery and an 18-cover dining section.

"From the outset Linda wanted to offer something different. Based on a clean Korean aesthetic, she wanted a space that was crisp, high end and warm and welcoming. The challenge was working in a space that was previously an external corridor between 2 buildings. Reclaiming disused space in one of the buildings, and adding it to the corridor, allowed us to significantly enhance the usable space", commented Justin Melican on the concept and challenges of the design. >



A crisp, clean Korean aesthetic

Solus were delighted to work alongside the design team on the tiling finishes used throughout the project, providing a wide variety of interesting and eye-catching surface solutions.

On the floor, the designers used a combination of different colours and sizes from the Terrazzo range, which is a complex composite stone collection that features distinctive marble and quartz flecks and speckles.

The abstract design, which is primarily made up of light shades, is occasionally interspersed with darker tiles and luxurious gold strips. The laying style is similarly unique and unexpected, defying the typical uniformity usually observed in retail environments.

Completing the scheme, two different sized tiles from the rustic Undulate range were applied to the walls in the seating area. The gently rippled surface of these cream tiles provides a shifting reflective texture that makes the space feel light and bright. ♦

The terrazzo floor was embellished with striking metallic strips, adding a sense of luxury



our view



John Rose, Solus Area Sales Manager
johnrose@solusceramics.com

A chic and modern application of traditional terrazzo

Block1: Design are at the forefront of the design landscape and their willingness to explore the latest and most innovative material on the market ensures that their projects stand out from the crowd.

Mee Market encapsulates the intrepid spirit and vision of the design team, and the various terrazzo materials that we supplied perfectly evoke the high-end, welcoming and on-trend ambience that the client was looking for.



Tiles used in this project:

- Orlove 7BAB008, Terrazzo range
- Salerno 7BAB009, Terrazzo range
- Fouta 7BAB015, Terrazzo range
- Callico 5AZA512, Undulate range

For more information please visit solusceramics.com

Photography courtesy of: enzocerriphotography.com



elliptical

new range

patterned
floors and walls



elliptical

A provocative and experimental range of patterned tiles

Elliptical is a dramatic and divisive range that is particularly inspired by ornamental artwork, abstract creativity and uninhibited experimentation.

Featuring 'orb-like' elliptical shapes the tiles in this range possess an ethereal and other-worldly countenance that is only emphasised by the hand painted quality of the patterns.

Truly capturing the artisan spirit, tiles feature evocative brushstrokes and carefully crafted tonal flourishes, conjuring the illusion that each piece is a unique and original canvas.

Available in five colours, the range includes a rich and trendy mustard, an emerald green and a warm grey. Users can consider two versions of each tile: one that features coloured orbs or a 'negative' option, which reverses the background tone and the core colour.

In addition, all of the colours in the range can be selected in either 600x600mm or 200x200mm sizes. The 600x600mm tiles come in three different variations of the fluid 'pebble' pattern, whilst the 200x200mm tiles come in nine different variations. ♦



Featuring a hand-painted dynamic effect

The 600x600mm format tiles will come in a random mix of three different patterns, which means that every project will have a unique layout depending on how the tiles are arranged and fitted.



Inspired by hand-painted art, featuring expressive 'pebble-like' patterns



Elliptical technical details:

Search for **Elliptical** at solusceramics.com for more information about this range

Finish: Natural R10
 Appearance: Patterned
 Material: Porcelain
 Usage: Floors and walls
 Shade Variation: V1 - Uniform

Colours:

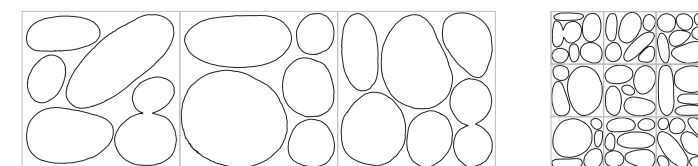


Spheroid 2WKC101 Ellipse 2WKC109 Rounded 2WKC107 Domical 2WKC103 Curved 2WKC105



Oblong 2WKC102 Ovum 2WKC110 Obovate 2WKC108 Ovoid 2WKC104 Oviform 2WKC106


Patterns (randomly packed):



600x600mm

200x200mm

Sizes (mm):



PTV results available upon request



HARRIS + HOOLE

case study



Harris + Hoole

Case study

Brewing a different style of coffee shop


Founded in 2012 Harris + Hoole began as an independent coffee venture between the Tooley Family and Tesco. Created to bring a different style of coffee shop to the British high street, with a focus on speciality coffee and the expertise of talented baristas, the brand centred on a relaxed style with a contemporary and accessible approach.

Bought by Caffe Nero in 2016, Harris + Hoole now has the reigns of the brand firmly back in hand, allowing the ethos of independence, expertise and style to come to the forefront of the business and truly flourish. Solus has worked with Harris + Hoole since its inception, and they are delighted to

continue this relationship with new store openings and future plans with the business.

Harris + Hoole New Cavendish Street is one of the brand's newest stores. Sitting on the corner of Hanson Street, the coffee shop offers a tranquil sanctuary for residents of Fitzrovia and a chance to relax and enjoy a range of delicious drinks and snacks.

Occupying both the street level facade and an atmospheric basement, Harris + Hoole New Cavendish Street offers a rustic yet modern ambience, brought to life with interesting surface finishes, eclectic art and stylish furniture. >




An aesthetic yet practical solution for a commercial premises

Working with the in-house design team at Harris + Hoole, Solus helped to provide a suitable range of high quality tiling solutions to the café. On the ground floor, exquisite white and black hexagon shaped mosaic tiles were used creating a distinctive area for a bistro station and to lead customers to the basement seating area.

Underground, the mosaic surface was continued to a relaxed seating area, creating a stylish and timeless aesthetic that not only suits the ethos of the brand, but is durable enough to withstand the day-to-day rigors of a busy coffee shop.

In the bathrooms, white mosaic tiles were once again featured, along with simple metro gloss wall tiles in a frosty white shade. Warmth and a sense of fun was added with the use of traditional penguin book covers as wallpaper.

Art and individuality plays an important role in the design of the store, and hand painted designs feature throughout in unexpected places, graphitised on rustic cork wall coverings. Complementing this warm, inviting style, tiles from Solus' artistic Boundless range, which feature plain colours embellished with splashes of vibrant colour, were chosen for the splashback behind the main coffee bar. ♦



our view



Zoe Syroka, Solus Area Sales Manager
zoesyroka@solusceramics.com

A warm eclectic design, for a warm and inviting coffee shop

Solus have a long-standing relationship with Harris + Hoole with both the in-house design team and their design partners. We are very excited to work with the brand on future stores and the refurbishment of existing sites.

I particularly like how each café creatively embraces the spirit of the local area in which it is located, using trend-setting materials to create warm, relaxed and stylish interiors for locals and visitors to enjoy.



Tiles used in this project:

- Lamarck 6ZLC270, Capital range
- Lena 6ZLC275, Capital range
- Wearing 5HTR506, Bright range
- Newhey 5MCH101, Boundless range

For more information please visit solusceramics.com

eloquent

new range

2CFY103

limestone effect
floors and walls



eloquent

A subtle and contemporary range of neutral themed tiles

For those searching for a solid, bold, fresh and modern architectural collection, look no further than the sophisticated Eloquent range.

Made up of 6 neutral colours, the range includes various warm beige hues as well as a selection of warm grey neutral shades. Each colour is solid and uniform, but each tile will possess very subtle cloudy movements and soft, minuscule speckles.

A practical and versatile porcelain product, Eloquent is available in a huge variety of finishes, such as a slightly grainy


textured Natural R10 (A+B), the highly polished Levigata, and the intricately rippled Juta R11 (A+B+C).

Three practical sizes offer enough versatility for almost any commercial or residential wall or floor project, with the 900x900mm size acting as a particular showpiece for the range.

A refined and modern collection, Eloquent conjures a distinctly contemporary ambience that would not look out of place in a busy public sector building or a chic office development. ♦



The perfect architectural solution for contemporary projects




Ideal for a wide array of commercial and residential spaces

Eloquent technical details:


Finishes: Natural R10 (A+B), Lappata R9, Perlata, Levigata and Juta R11 (A+B+C)
 Appearance: Limestone Effect
 Material: Porcelain
 Usage: Floors and walls
 Shade Variation: V2 - Light

Search for Eloquent at solusceramics.com for more information about this range

Colours:



Ardent 2CFY101 Fervent 2CFY102 Lucid 2CFY103



Fervid 2CFY104 Potent 2CFY105 Fluent 2CFY106

Sizes (mm):

300x600

600x600

900x900

PTV results available upon request



Creating unique engraved tiles for your next project

With more than 300 manufacturing partners from around the world, it comes as no surprise that Solus are renown for having access to the latest and most exciting new tiling trends and being at the forefront design trends.

However, even with this extensive catalogue of tile designs and patterns, architects and designers still have the desire to explore something different. Personalisation is key, and bespoke, artisan products that tell a story are at the top of the list.

Partnering with Nolan Freebury Bespoke Engraved Tiles, Solus can now offer a unique tile design service that brings together state-of-the-art technology blended with traditional hand craftsmanship, to give intrepid designers the chance to create beautiful and unique tiles.

Using laser cutters and automated sandblasting hardware, Nolan Freebury Bespoke Engraved Tiles can produce very high quality bespoke designed tiles in granite, slate and natural stone together with porcelain and ceramic.

Nolan and his team work closely with clients to create bespoke design solutions that fit their needs, be that a one off feature tile to add a little personalisation to a domestic project, or a large repeated pattern in a commercial design. Almost any conceivable pattern, logo, simple image or motif can be created, with designs effortlessly applied to single tiles or scaled across multiple consecutive tiles to produce something truly dynamic.

Architects and Designers can pick almost any porcelain, natural stone, slate or granite tile from Solus' vast

portfolio to be engraved, resulting in limitless design possibilities. Polished, Matt and Structured tiles can be selected, but users will notice particularly stunning results from black polished, metallic and quartz tiles due to the contrast between the existing surface and the engraved areas.

Users can also experiment with a large range of size options, from a small 200x200mm format to 300x600mm and 600x600mm and even large 800x800mm slabs.

If you require more information, or you are have a particular project that you think will benefit from some bespoke tile customisation then please do get in touch. •



CPD seminars with Solus


Solus are proud to offer a number of CPD seminars to professionals in the design industry. As part of their continuing commitment to customer support, CPD seminars are totally complimentary to any interested parties including past clients and new contacts.

These CPDs, which are all themed around the subject of tiles and tile installation, will help you to develop your knowledge and appreciation of diverse tile related subjects such as safety information, innovative tile products, British Standards and sustainable tile production.

CPDs can be arranged at a time to suit you and can be held at a your own workplace or a meeting point of your choice, as long as sufficient facilities are available. Alternatively, Solus welcomes you to take part in CPDs at their Birmingham HQ or their Baker Street and Clerkenwell showrooms. In addition to taking part in one of our many CPD seminars, which is presented by a member of our experienced and knowledgeable team, Solus will also provide a free lunch.

Solus are happy to accommodate both small, intimate gatherings and large scale group sessions. ♦

Book your free seminar at
solusceramics.com
0121 753 0777
info@solusceramics.com




Duration: 45 to 60 minutes

The seminar includes information on the equalities act and British Standards, as well as Slip Resistance requirements, wet area tiling, movement joints, NCS colour scheme, calibration and corundum inserts.

An overview of tile specification

The main aims of this seminar are to:

- Provide the specifier with ongoing technical and product information as part of continuous professional development
- Discuss subjects which will help the specifier utilise floor and wall tiles avoiding any potential issues
- Provide knowledge and technical support in all areas of supply right through to installation
- To ensure correct detailing for the laying and application of ceramic and porcelain tiles



Duration: 45 to 60 minutes

Don't Slip up

This bespoke seminar will provide you with:

- The latest guidance on anti slip floor tiles and the testing procedures
- A video demonstration of the ramp test (DIN 51130 and DIN 51097) and live demonstrations of the Wessex pendulum machine and surface roughness meter
- Up-to-date HSE anti slip guidelines for commercial floor tiling
- Specific project risk assessment, function before form
- Site conditions, user behaviour, possible contaminants, maintenance

CLERKENWELL SHOWROOM

80 CLERKENWELL ROAD
LONDON, EC1M 5RJ