





## A portfolio of inspiring project case studies

by Paul Shepherd, editor  
paulshepherd@solusceramics.com

For the past 15 issues, Quarter has been an inspirational compendium of tile news and Solus updates, bringing you the latest trending ranges and a curated selection of interesting project case studies.

Switching this up, we decided to dedicate Quarter 16 exclusively to project editorial, showcasing brand new architectural projects, some past favourites, and others that we were unable to squeeze into previous magazines.

We have thoroughly enjoyed making Quarter 16 and if it is well received, we will produce a project focused issue annually.

**quarter**  
inspiring your imagination

**Peter Bentley**  
peterbentley@solusceramics.com  
Chairman

**Marcus Bentley**  
marcusbentley@solusceramics.com  
Managing Director

**Ryan Bennett**  
ryanbennett@solusceramics.com  
Finance Director

**Stephen Baker**  
stephenbaker@solusceramics.com  
Commercial Director

**David Overton**  
davidoverton@solusceramics.com  
Sales Director

**LONDON REGIONAL SALES**

**Jo Burley**  
joburley@solusceramics.com  
+44 (0) 7771 850 058  
West Central

**Pete Toule**  
petetoule@solusceramics.com  
+44 (0) 7917 064 853  
East Central and East

**John Rose**  
johnrose@solusceramics.com  
+44 (0) 7912 479 613  
Central, North West and North

**Michael Irvine**  
michaelirvine@solusceramics.com  
+44 (0) 7717 788 578  
South West Central and South  
East Central

**Mark Ayliffe**  
markayliffe@solusceramics.com  
+44 (0) 7896 266 561  
South West and South East

**Darrell Cook**  
darrellcook@solusceramics.com  
+44 (0) 7795 368 915  
Central

**ENGLAND, WALES AND  
SCOTLAND REGIONAL SALES**

**Ross Murray**  
rossmurray@solusceramics.com  
+44 (0) 7799 867 296  
Scotland and Northern England

**Claire Hulme**  
clairehulme@solusceramics.com  
+44 (0) 7860 850 498  
North West England and North Wales

**Mark Wright**  
markwright@solusceramics.com  
+44 (0) 7772 769 790  
Midlands

**Lee Simmonds**  
leesimmonds@solusceramics.com  
+44 (0) 7885 893 154  
Midlands

**Zoe Syroka**  
zoesyroka@solusceramics.com  
+44 (0) 7530 622 310  
East Midlands and NW Home Counties

**Mark Blamires**  
markblamires@solusceramics.com  
+44 (0) 7590 883 132  
North East and East England

**Nathan Manley**  
nathanmanley@solusceramics.com  
+44 (0) 7595 203 314  
South West England and South Wales




**Head Office  
& Solus Tile Studio**  
Unit 1, Cole River Park,  
Warwick Road,  
Birmingham, B11 2QX  
+44 (0) 121 753 0777  
sales@solusceramics.com

**Clerkenwell  
Showroom**  
80 Clerkenwell Rd,  
London EC1M 5RJ  
+44 (0) 203 282 8466  
sales@solusceramics.com

## contents

projects  
special edition



04



36



56

### Restaurants & bars

- 04 Arsenal Dial Square**  
A new fan experience at the Emirates Stadium
- 08 The Listing**  
An everyday escape in Central London
- 12 Gunpowder**  
Bringing a new flavour to Indian dining
- 16 The White Lion**  
A roaring success at Hotel du Vin

### Public sector

- 20 Eastbourne College**  
College completes £33m redevelopment
- 24 De Montfort University**  
Award winning university design in Leicester

### Private sector

- 28 Chapter Kings Cross**  
Unique student accommodation

### Residential

- 32 Cintra Park**  
A trio of contemporary London homes
- 36 Peckham Kitchen**  
The epitome of inspirational London living
- 40 Kentish Townhouse**  
A tropical terrazzo master bathroom
- 44 Picture Frame House**  
Take a look through this unique terraced home

### Retail outlets

- 48 Ichiba**  
Europe's largest Japanese food hall
- 52 WHSmith Gatwick**  
New airport retail concept revealed

### Offices

- 56 Horizons House**  
Contemporary Aberdeen office space
- 60 Wedlake Bell**  
Open-plan design for leading law firm
- 64 Westside**  
Large format tiles transform reception area
- 68 Lombard Street**  
An elegant Art Deco influenced interior

### Hotel & leisure

- 72 Novotel Heathrow**  
State-of-the-art hotel opens at Heathrow
- 76 Tamburlaine**  
Vibrant hotel in the heart of Cambridge

### International

- 80 Five Guys**  
American brand with global ambitions



20



52



72



# Arsenal Dial Square

## Project

Creating a new dining space for fans

Recently refurbished and reimaged by the creative minds at 20.20, Dial Square at Arsenal's Emirates Stadium offers a stylish and modern food and beverage experience, whilst providing some of the most dynamic pitch views in the UK.


Part of Arsenal's ongoing commitment to innovate and offer an excellent in-house match day experience for all visitors to the stadium, Dial Square is a flexible space with a variety of occasional seating and different cuisine stations.

Following their work with 20.20 on the Royal Oak at the stadium, Solus were delighted to once again collaborate with the design team to supply a wide array of exciting and interesting wall and floor finishes to the redesign of Dial Square.

Inspired by the original munitions workshop that produced the first competitive Arsenal team, the redesign by 20.20, a strategic design agency based in London, provides a social environment that perfectly reflects the spirit of the football club and its industrial heritage.

By working closely with Solus, 20.20 were able to develop a stunning Victorian style floor design in the centre of the courtyard using the black and white patterned tiles from Solus' Program 2 range.

This was perfectly complemented by a tumbled paving stone style tile, that was laid in a dramatic fan motif throughout the space. >



The Victorian pattern meets the tumbled paving stone style tiles

3CBY101  
m101

2PRG235


Jon Lee, Creative Director at 20.20, commented: “We wanted to bring the space to life and create a new and exciting social environment for the fans. It was important that the history of Arsenal was reflected through the design, whilst also celebrating the rich success of the football club.

“In addition to the Victorian style floor, we also utilised the red and white wall tiles from Solus’ Blockade range in the refurbishment, bringing a bright and bold design to the space that effortlessly fits in to the new dining experience the courtyard offers.

“Thanks to the excellent quality and extensive range of innovative floor and wall tiles available from Solus, we were able to incorporate a diverse selection of tiles across different areas of the courtyard that really helped bring to life the vision set out by 20.20 and Arsenal Football Club.” ♦



Vivid wall tiles from the blockade range perfectly convey the bright and bold design aesthetic



Tiles used in this project:

- Pattern035 2PRG235, Program 2 range
- Decison 3CBY101m101, Paving range
- Dreesy 2XAA351, Midspace range
- Nailine 5AZW508, Blockade range
- Bracto 5AZW505, Blockade range

For more information please visit [solusceramics.com](http://solusceramics.com)





# The Listing

## Project

Providing an everyday escape in Central London

Founded in 2008, bar and restaurant group Drake & Morgan have taken London by storm with their eclectic and adventurous bars and restaurants that offer everyday escape, every time.


With their signature blend of innovative cocktails and seasonal foods, the group have expanded boldly across London and in other locations around the UK.

Working with the designers at Fusion Design and Architecture, Solus has been proud to supply a huge array of interesting and

creative tiles to various D&M locations, each showcasing its own unique identity and visual flair.

The Listing, which is located in the Cannon building near Monument in London, follows on from the success of The Allegory, which was featured in Quarter 14.

Offering an all-day eatery for local workers, The Listing cooks up everything from breakfast to tapas along with the usual range of cocktails and craft beers. >



Bathrooms feature a mix of bespoke encaustic floor tiles and glossy, 3D wall tiles.






Designed by Fusion Design & Architecture, The Listing features a dramatic double height glazed 7,319 sq ft space, dominated by the open kitchen and dining counter. To contrast with the building's industrial exterior, the 152-cover interior is a mix of calming colours and textures, from the washed-out timbers through to the marble-topped tables, aged mirror and touches of brass.

This aesthetic is carried through to the bathrooms, where hexagon tiles take centre stage. Whilst the male and female toilets have a distinctively different light and dark theme, cohesion is achieved by the use of the same materials in alternating colours.

Walls are clad in a mixture of three-dimensional hexagon tiles from the Silhouette range and flat tiles from its sister range, Dynamic. Black tones dominate the male areas, whilst white and metallic gold, adorn the female toilets.

Equally evocative, the floors in these areas continue the hexagon theme and feature an energetic mix of bespoke encaustic tiles. These tiles were specially customised to feature different geometric patterns and a specific mix of complementary colours. ♦



#### Tiles used in this project:

Xenia 2KGC102, Crescent range  
Zippy 5SBN101, Dynamic range  
Peppy 5SBN102, Dynamic range  
Sophia 5ALP107, Silhouette range  
Beatrice 5ALP121, Silhouette range  
Abigail 5ALP108, Silhouette range  
Ronda 2HEX106, Unity range  
Arielle 2HEX107, Unity range  
Ainsley 2MSR014, Elixer range  
Harleen 2MSR015, Elixer range  
Fiara 2MSR012, Elixer range  
Skyler 2MSR013, Elixer range

For more information please visit [solusceramics.com](http://solusceramics.com)



Gold hexagon wall tiles from the Silhouette range help to create intriguing cubicles within the bathrooms



# Gunpowder

## Project

### Bringing a new twist to traditional Indian dining

Gunpowder, located on Tower Bridge, is a modern diner specialising in traditional Indian food with a twist. The two-floor space serves the finest Indian cuisine upstairs, whilst the downstairs area of the restaurant is an informal bakery offering Indian pastries and beverages.

The contemporary restaurant was designed by Block 1: Design who worked with Solus to create a standout design throughout the two-storey restaurant. These include a custom arrangement from the Program range in the bathrooms, as well as featuring floor tiles from the Terrazzo range in the centre of the bakery. In the dining area, walls were brought to life with long and thin 65x200mm gloss tiles from the rustically textured Arcadian range.

The designers also used concrete effect floor tiles from the Foundry range throughout the space, completing the eclectic design with bespoke, water-jet cut zig-zag tiles in the booths.

Justin Melican, Director at Block 1: Design, commented: “We wanted to create a space that reflected the traditional raw materials and colour palettes of India. Our brief was to create two spaces, one being an informal bakery offering Indian pastries and coffee, and the second was to be the main dining area, which would continue to the upstairs mezzanine.

“Having a two-floor space that is a bakery by day and transitions to a restaurant in the evening, it was important that each area reflected its own identity, but still felt like one cohesive space. >





The design team commissioned a completely bespoke zig-zag shaped tile, fabricated with colours from the Program range

“We achieved this aesthetic through a creative selection of materials, colour and texture. By utilising not only polished terrazzo floors from the Terrazzo range, but also raw blackened steel, concrete and bespoke custom designed tiles, we were able to implement a design that is a contemporary interpretation of India that reflects the warmth of traditional design without recreating it.

“Working with Solus allowed us to push our design concepts further and bring the whole project to life, we wanted to create an aesthetic that would be timeless but still traditional and this is exactly what we have embodied with the tiles chosen. We very much look forward to working with the team again on future designs.” ♦



**Tiles used in this project:**

- Tamil 5ALG812, Arcadian range
- Warlander 7BAB022, Terrazzo range
- Breton 7BAB016, Terrazzo range
- Bilston 3WLT104, Foundry range
- Martin 2TBT853, Program range
- Damson 2TBT859, Program range
- January 2TBT865, Program range
- Damson 2TBT859, Program range (bespoke zig-zag)
- Martin 2TBT853, Program range (bespoke zig-zag)

For more information please visit [solusceramics.com](http://solusceramics.com)







AVON GORGE  
**WHITE LION**

# The White Lion

## Project

The White Lion roars again at Malmaison Hotel du Vin


Famous for the spectacular terrace view of Bristol's River Avon and the Clifton Suspension Bridge, the refurbishment of The White Lion was part of Malmaison Hotel du Vin's ambitious investment programme into the historic property.

The re-design was carried out by Dexter Moren Associates, and the team were tasked with retaining the character of the Grade II listed building, whilst creating a contemporary and chic bar and restaurant area.

Working alongside Dexter Moren Associates, Solus produced a bespoke central mosaic feature floor using the Capital range, creating a modern standout design that adds charm to the bar, as well as a similar, if more traditional motif in the bathrooms. The distinctive gloss wall tiles from the Arcadian range also add a touch of style to the interior.

Anya Gordon Clark, Interior Designer at Dexter Moren Associates, commented: "The White Lion was an exciting >





project for us to work on as it's a very well-known bar with such an iconic view of the suspension bridge. We aimed to incorporate the essence of this heritage in the redesign, focusing on industrial style features with a contemporary twist.

"We specified Solus for their extensive collection and unique designs. The tiles selected, perfectly captured the heritage of the building whilst bringing a modern and tasteful touch.

"With the tiles being such a prominent feature, especially in the bar area, it was important that the tiles were carefully chosen. The variation and versatility of the tiles really adds to the overall aesthetic of the project design." ♦



**Tiles used in this project:**

- Platonic 5ALG808, Arcadian range
- Lamarck 6ZLC270, Capital range
- Lena 6ZLC275, Capital range
- Tamil 5ALG812, Arcadian range
- Petulia 5TRG505, Smooth range
- Moratall 2MOE018, Illustrate range

Mosaic tiles from the Capital range create a standout design in the main bar area

For more information please visit [solusceramics.com](http://solusceramics.com)





# Eastbourne College

## Project

150-year-old college completes a huge £33 million redevelopment

Following a great deal of planning, consultation and a multiphase development project, Eastbourne College is celebrating the completion of its ambitious Project 150, which saw a carefully considered transformation of a large part of the college's central site.


Well over an acre of land was transformed seeing the creation of a new sports complex, dining and social facilities, 32 state-of-the-art classrooms, new reception areas, and enhanced circulation zones.

Designed by Miller Bourne Architects, the £33 million development marks a pivotal moment in the college's

150-year-history and offers a 21st century experience providing pupils with a healthy balance between schoolwork, cultural engagement, sport and socialising within the outstanding new facilities.

Completing the most recent phase of the project, the Winn Building welcomes visitors with an impressive double height reception area, fronted with a floor to ceiling glazed curtain wall.

Working with Solus, the architects selected practical and lightly speckled tiles from the Basalt range, which offers the authentic quality of basalt in the guise of porcelain. >



Highly sophisticated and contemporary, the tiles help to create a modern ambience that elevates the school reception to a scheme that would not look out of place in a trendy commercial office.

In another part of the building, which features modern elements and traditional features from the existing college campus, Solus supplied tiles from the Terraform range, a beautiful collection of limestone-look tiles.

A successful and innovative redevelopment, the new facilities at Eastbourne College will no doubt play a huge part in the future success of the many pupils that attend the campus. ♦



A highly sophisticated scheme that artfully blends traditional original features with striking, modern design

**Tiles used in this project:**

Anneal 3GBB442, Basalt range  
Peaceful 3FST506, Terraform range

For more information please visit [solusceramics.com](http://solusceramics.com)





# De Montfort University

## Project

Award winning university design in Leicester

Home to the schools of architecture, art, design and fashion, the completion of the Vijay Patel Building at De Montfort University is part of a critical phase in the university's long-term master plan to re-connect to the city centre by creating a series of linked spaces and buildings.

The extraordinary 27,000m<sup>2</sup> building was designed by CPMG Architects Limited, and has gone on to scoop multiple design awards such as: the LABC Award - Best Educational Building; the ProCon Award - Large Non-Residential Building; and the RIBA East Midlands Award 2018.

The faculty vision was to create a development that would impress stakeholders and competitors with its ingenuity and elegant design. The new facilities are to play a key role in the recruitment of staff and students by celebrating the area's industrial and craft heritage as well as its cutting-edge digital future.

At the heart of the building, in the design atrium, floor tiles from Solus' Monolith range take centre stage. A concrete inspired series, the Monolith tiles were featured throughout the stunning atrium, art gallery, circulation walkways and reception area. >



Concrete effect tiles were the ideal choice to complement the bold, industrial aesthetic



Large format 1200x1200mm tiles were used, helping to create a raw, open and limitless feel, reflecting the artistic materials that the students would be using in their projects. The design team also experimented with an innovative floor design, using various complementary shades and bespoke water jet cut tiles to create an artistic and inspiring reception area.

Anna Amin, Senior Interior Designer and Group Leader at CPMG Architects Limited, said of the project: "We selected Solus' Monolith tiles as they encompassed the feel of raw materials and brought an industrial feel to the building, which was exactly what we were looking for. We chose these tiles not only for the aesthetic qualities, but also because they met the client's needs with the range's non-slip and durable qualities." ♦

**Tiles used in this project:**

- Morecheba 2APX508, Monolith range
- Rolley 2APX511, Monolith range
- Divination 2APX510, Monolith range

**Bespoke tile cuts were used to create an abstract, fractured floor design**

For more information please visit [solusceramics.com](http://solusceramics.com)



# Chapter Kings Cross

## Project

### Unique student accommodation in Central London

Situated in the cultural heart of Kings Cross, this new student accommodation provides a unique living experience for students in London, providing unrivalled amenities and customer service.

Tigg + Coll Architects were appointed to reimagine 20,000 sq ft of extensive common spaces that exist within and throughout the Chapter Kings Cross site for Greystar, a leading US real estate company.

The project delivers a more inclusive reception space and arrival hall, new communal study and social areas, a gym, a modern screening room and ancillary facilities.

The design of the refurbishment echoes the local character of the area, drawing inspiration from the industrial heritage of the iconic Kings Cross Station. The main arrival hall has been stripped back to reveal the original concrete and steel structure and then layered with premium finishes and furniture including ceramic wall tiles, wall panelling and mosaic flooring.

Solus were delighted to work with the architects to supply the mosaic tiles that were used throughout the public spaces. The central part of the bespoke pattern was made up of white, black and red hexagon porcelain pieces and finished with a square serpentine border. >




Created specially for this project with patterns and pieces from the Capital range, the mosaic evokes a wonderfully nostalgic yet contemporary ambience.

Finishing the arrival hall scheme, bespoke booth seating, study benches, and a curved, solid oak station-style bench dramatically increases the sense of arrival to the property.

Existing mezzanines that were previously hidden from view were opened up and exposed to the main reception, creating new visual connections, increased daylight and sense of space through the use of steel-framed glazed partitions, with steel cross-bracing and expanded mesh panels.

The upper floor café was reconfigured into a communal study area with an open kitchen for students to prepare refreshments. A range of spaces were provided for group and solo study, with a quiet study room designed for more focused working.

Finished with floor tiles from the terracotta influenced Illustrate range, the café utilised both a patterned and plain floor tile to create a defined space for communal interaction. An interesting range, Illustrate features a wide variety of traditional and contemporary patterns that are printed with intentional imperfections and aspects of wear and tear. ♦



Tiles used in this project:

Bespoke mosaic tile  
Segovia 2MOE049, Illustrate range  
Soala, 2MOE006, Illustrate range

For more information please visit [solusceramics.com](http://solusceramics.com)







# Cintra Park

## Project

A unique collection of three contemporary architectural homes

Located close to Crystal Place in London, Cintra Park is a development of three contemporary four-bedroom mews homes designed by architects NISSEN RICHARDS studio for developer QNEW HOMES LTD.

Offering a top-class specification and adaptable accommodation, this design led collection of family homes feature three double bedrooms, a 4th standard bedroom, contemporary bathrooms, a designer kitchen and a stunning open plan reception area leading onto a secluded courtyard garden.

Set over four light filled floors the development boasts a modern, 21st Century architectural aesthetic with high ceilings, large windows, under floor heating, bi-fold doors to the exterior and innovative smart home features.

Externally, windows are anodised metal, with an interesting choice of brick facade displaying a detailed modern take on brickwork, featuring extra deep reveals and slip brick heads.

Being built upon a challenging slope has resulted in a bespoke, contemporary design, ideal for the modern family. >



Elegant bathrooms feature timeless tiles from the Foundation range



Complementing the detailed high specification finish, Solus supplied an array of luxurious wall and floor tiles to the properties. In the kitchens, dynamic elongated hexagon tiles from the Stealth range adorn the counter backsplash, gently referencing the bespoke joinery of the kitchen units.

In the bathrooms, the design is elegantly chic, with a sleek, neutral palette of colours and high-quality fixtures and fittings. Solus supplied silver grey tiles from the Foundation range, which is inspired by the tones and textures of polished concrete. Various sizes were used in the space in order to create a coherent style from wall to floor. ♦

Unique elongated hexagon tiles create an intriguing backsplash



#### Tiles used in this project:

Chunk 2AHA505, Foundation range  
Neathen 2CPA103, Stealth range

For more information please visit [solusceramics.com](http://solusceramics.com)





## Peckham kitchen

# Peckham Kitchen

## Project

### An inspirational residential refurbishment in London

For those looking to create a stunning contemporary aesthetic in their own home, Solus invite you to explore this recently refreshed London abode, which showcases the simple elegance of concrete effect porcelain.

The ground floor refurbishment creates a large, light-filled kitchen that features an updated patio area. Using a calm palette of materials, the modern living space beautifully captures natural light and opens up the area.


Designed by Studioort, the renovation transforms the small space by enlarging the kitchen and forming an additional

room. The kitchen wraps around the new patio area, and in turn transforms the kitchen into a warm and inviting living space.

Floor and wall tiles from the Format range take centre stage, bringing an expressive and interesting design that reflects the sights and textures of urban city environments. Visually extending the kitchen beyond the sliding doors, the darker Howell tiles are used in the outside area, whilst the Passaic tiles feature in the kitchen. The two colours perfectly complement each other to create a seamless transition between inside and outside. >



Floor and wall tiles from the Format range take centre stage



Two complementary tile shades were used, creating a seamless transition from inside to outside

Artison Wangpraseurt, Principal Architect at Studioort, commented: "Although this was a relatively small space, it was important to make the most of the kitchen area and focus on the design aspects. In opening up the space, we wanted to create a light-filled kitchen, which fitted in with the urban surroundings."

"We specified Solus and the tiles from the Format range as they fit perfectly with the vision set out by Studioort. With the tiles being such a prominent feature in the redesign, it was important that the tiles were carefully selected. The two colours, Passaic and Howell, worked fantastically together and allowed us to make the best use of the patio area and create an additional living space within the home."

Mark Ayliffe, from Solus said: "Peckham Kitchen has been an excellent project to work on. The Format range worked extremely well and complemented the overall aesthetic that the designers were striving to achieve." ♦

**Tiles used in this project:**

Passaic 2WDR001, Format range  
Howell 2WDR002, Format range

For more information please visit [solusceramics.com](http://solusceramics.com)





# Kentish Townhouse

## Project

A theatrical mix of emerald tinged terrazzo and elegant brass

Whilst extended, open-plan kitchens and dramatic lounges have become the showpiece spaces in most 21st Century homes, the master bathroom is also a space that deserves to be indulgent.

And Melissa Jenkinson, of Heirloom Studio, has crafted such a space at her own Kentish Townhouse, creating a modern sanctuary that exudes style and sophistication, utilising a palette of dark finishes, luxurious fixtures, and a curated assemblage of personal treasures.

Influenced by her Caribbean upbringing and love of eclectic

style, the green-blue terrazzo from Solus' Terrazzo range was the starting point of the design. A finish usually found in commercial settings, Melissa applied the terrazzo to the shower side wall, creating a tropical aesthetic that is amplified by the dark floor, neutral palette and oversized palms.

More cost effective than marble slabs, the honed terrazzo was the perfect solution to clad the shower wall – featuring marble chips and colourful glassy flecks. The robust, 20mm tiles were selected in a generous 400x600mm size and a complementary grout shade helped to create a seamless effect, enhancing the luxurious quality of the space. >



The green terrazzo provided a starting point for the design

7BAB026

Beautiful brassware fixtures elevate the overall design, simultaneously paying homage to the heritage of the Victorian building and a modern design statement, making the bathroom seem both timeless and new.

Melissa commented: "I'm really proud of how this room turned out and I wouldn't change a thing, apart from tweaking what's on my display shelf from time to time. It feels very indulgent to lie in the deep bath soaking up the atmosphere, and I do love the dark colours as they're so much more intimate than neutrals. I would say if you like dark colours, then go for it – you will probably be pleasantly surprised." ♦


#### Tiles used in this project:

Rhenish 7BAB026, Terrazzo range

For more information please visit [solusceramics.com](https://www.solusceramics.com)



A neutral palette emphasises the bold, colourful flecks in the terrazzo



The picture frame window provides a connection to the outside space

# Picture Frame House

## Project

### Designing a masterpiece, the story of Picture Frame House

Designed by London-based RIBA chartered architecture practice Archer + Braun, Picture Frame House is a ground floor extension and full internal refurbishment of a terraced house in the Albert Gardens Conservation Area of Stepney Green, East London.

Bought by the project architect Stuart Archer in 2014, the house had not been updated since the 1970's and required a full refurbishment to bring it into the 21st Century.

Key to the brief was to open up the main living spaces, bring in more natural light and if possible, create additional

living space at the back of the building to connect with the garden.

After planning was approved, a new 10m<sup>2</sup> side infill extension was built, which allowed for the internal rearrangement of the ground floor and creation of a larger flexible kitchen featuring a glass door and large rooflight.


The resulting spaces were further enhanced through collaboration with a local picture framer who fabricated bespoke American black walnut and oak 'picture frames', which were used to frame different window-sized openings. >

The purposely crafted openings allow for the individual areas of kitchen, lounge and dining room to be defined without merging into one another, and to allow for unexpected interactions to naturally occur.

Working with Solus, the designers chose light grey concrete effect porcelain tiles from the Concretus range in the kitchen, perfectly complementing the natural palette of materials used throughout the property.

Parallel to the extension, the rest of the house was also transformed. This included the demolition of a bathroom and storage space to create a bigger, good sized bathroom. Once again Solus tiles were used, including beautifully simple white hexagon mosaics in the shower suite and vanity splashback.

The kitchen features the same white hexagon mosaic tiles as seen in the bathroom



**Tiles used in this project:**

Bright 6ZGC150, Ceramic Collection range  
Cather 3VCC507, Concretus range

For more information please visit [solusceramics.com](http://solusceramics.com)





# Ichiba

## Project

### Introducing Europe's largest Japanese food hall

As the newest member of the Japan Centre Group family, Ichiba is reportedly the largest Japanese food hall in Europe at over 1,600 square metres with a capacity for 200 diners.

Now open at Westfield London's newly opened Shepherd's Bush expansion, Ichiba is an evolution of the traditional food hall experience, with freshly prepared street-food, essential kitchen groceries and unique Japanese gifts.

A collaboration between the Japan Centre Group and the Cool Japan Fund, Ichiba promotes a sense of familiarity by taking cues from the design of the flagship store on Panton Street,

with products from Solus once again helping to convey the identity of the brand.

Designed by CADA, Ichiba features "theatrical kitchens" where shoppers can watch cooking demonstrations and workshops, spacious eating areas, and two entrances cleverly allowing guests to flow through the space to access the wider Westfield complex.

Aesthetically, the Ichiba design is bold and contemporary yet timeless, reflecting Japan through subtle environmental elements like chopstick-style lighting. >



Chevron shaped wood effect tiles make a big impact

Situated on the ground floor of the Westfield extension, Ichiba receives plenty of natural light and the gentle colour pallet and natural materials help to maximize its impact.

The team at CADA also made sure that, being such a massive space, there were clear sight lines and distinct sections of the store enabling shoppers to navigate and find their next food adventure, without overwhelming them by controlling the sight lines.

Finishes from Solus helped to achieve this goal, with chevron shaped tiles from the wood effect Recon range in particular being used to create distinctive zones in space. In addition to floor tiles, Solus also supplied contemporary wall tiles from the Arcadian range and bespoke fabricated terrazzo countertops to many of the food stations and till banks. ♦

Solus supplied bespoke fabricated terrazzo countertops to various food and customer service areas



Tiles used in this project:

- Noemi 3YTB101, Recon range
- Beni 2FNV002, Horizon range
- Kisber 7BAB005, Terrazzo range
- Platonic 5ALG808, Arcadian range

For more information please visit [solusceramics.com](http://solusceramics.com)





# WHSmith Gatwick

## Project

A new airport retail concept rolls out for WHSmith

Described as a 'step change' for its in-store environment and service, WHSmith at London Gatwick South Terminal is a brand-new format that offers an innovative experience to departing passengers at the airport.

Designed by Wanda Creative to serve as the 'store of the future', the concept was developed so that it could be adapted to roll out at further airports across the country.

The aim of the design was to create a clear, clean and comfortable store, drawing customers in from the main concourse and maximising sales while catering to all types of travel customers at the airport.

Being a large, busy, 4,500 sq ft store with a lot of product density, it was very important to understand customer movement through the store.

Airport travellers are often rushed, which is why a clear, clean design would not only allow for easy access in and out of the store but also enable the customers to see what they wanted most - water and food.

Hamish Baxter, Retail Designer at Wanda Creative, said: "Customers are led along a tiled path past media and impulse products to the payment area and the exit. Some travellers have plenty of time to wait so to facilitate this, >

The durability of porcelain is perfect for extremely high traffic areas such as airports

the layout also allows for casual browsing of books, magazines and gifts, without impeding the main flow of the walkway created by the two-tone floor. An overall light and airy space that is easy on the eye was key, creating a calm and seamless experience in an otherwise busy airport.

“The Mayenne and Noyers porcelain tiles from the Steam Range were chosen for their neutral colours, refined texture and slip resistant finish that, along with the warm Iguzzini lighting and timber finishes, create an enjoyably pleasant and inviting atmosphere that feels serene and up-to-date.

“Porcelain was chosen due to its durability, a necessity for the extremely high traffic of this site. With its striking fine speckled tiles, the walkway is a strong visual feature that guides customers through the store. Without distracting from the products, it is the perfect balance between moving the customer flow and encouraging them to browse. It is a brand-new walk-through experience that is an exciting change for WHSmith as a retailer.” ♦

The Steam range provides a gently, meandering pathway through the store



Tiles used in this project:

Mayenne 2SCT197, Steam range  
Noyers 2SCT195, Steam range

For more information please visit [solusceramics.com](http://solusceramics.com)





# Horizons House

## Project

A striking office in the heart of Aberdeen's revitalised harbour

Located on Waterloo Quay, overlooking the vibrant dock in the heart of Aberdeen harbour, Horizons House is a new grade A office development providing 60,000 sq ft of accommodation occupying five floors.

Designed by Cummingandco, an architectural practice based in Aberdeen, Horizons House features a striking design, retaining the stone facade of the original building, whilst incorporating contemporary polished granite facings to the front elevation.

Access to the building is via an attractive, double height, glazed entrance, which leads to a shared reception that provides lift and stair access to all levels of the building from a full height glazed atrium.

Speckled grey tiles from the Steam range were specified for the reception, circulation and atrium spaces, complementing the contemporary aesthetic of the building's interior and also referencing the materials used on the exterior. >





Two tiles with contrasting grey shades create distinctive zones within the space

In the reception area, the design team utilised two contrasting grey shades, which helped to create distinctive zones within the space and also aided in forming a seamless path through the area.

Ideal for this kind of commercial project, the steam range is available in two practical sizes and three finishes including a robust Bocciardato R12 (A+B+C) anti slip option.

With a 'very good' BREEAM rating and an EPC 'B' rating, Horizons House has a very energy efficient design, incorporating renewable energy systems and high-performance insulation, to reduce the building's carbon footprint. ♦

**Tiles used in this project:**

Chalon 2SCT198, Steam range  
Mestizo 2SCT199, Steam range

For more information please visit [solusceramics.com](http://solusceramics.com)





# Wedlake Bell

## Project

### A bright and open, agile office environment

With their previous office no longer meeting the aspirations of the business, leading London law firm Wedlake Bell, made the move from Bedford Row to 71 Queen Victoria Street, creating a new agile office environment masterminded by build and design company Oktra.

Previously split across six floors the move was prompted by a need to improve communication and a desire to embrace new ways of working. Oktra worked closely with Wedlake Bell to create a design plan that supported and encouraged this big cultural shift.

The new design scheme was driven by the use of natural light and architectural vista, to create a space that takes a step away from the usual corporate solution.

Typical cellular offices were left behind, with all fee-earning lawyers moved to a fully open-plan environment. Front of house facilities were enhanced to include a conference area housing up to 150 people, 15 meeting suites and an associated terrace.

A neutral and professional colour palette was incorporated into the furniture, fabrics and floor finishes, using bold colours >



Large format floor tiles emphasise the open, expansive design of the office



3AGA507



derived from Wedlake Bell's branding as striking accents in their breakout area and open plan workspace.

With such a vast and open reception area, the design team selected large format tiles from the Transfix range, a modern, plain porcelain finish perfectly suited to contemporary office environments.

Chosen in a sleek grey shade, the 1200x1200mm tiles complement the bold architectural lines in the space and emphasise the use of statement colours throughout the scheme. Two finishes were used, Natural and Polished, creating visual cues to delineate areas within the space. Circulation areas featured the robust and muted Natural finish, whilst sitting areas showcase the sleek and shiny Polished variant. ♦

**Tiles used in this project:**

Gainor 3AGA507, Transfix range

For more information please visit [solusceramics.com](http://solusceramics.com)

The grey tile shade provides the perfect backdrop for the colourful interior details



3AGA507





# Westside

## Project

An overhauled, extended and refurbished Grade A office accommodation


Westside was initially developed in 1990 as a landmark headquarter building providing 175,000 sq ft of office accommodation together with three full height reception areas, a security building and 730 car parking spaces.

When the design team at Sonnemann Toon first visited the site, it was clear that the uninspiring and underachieving building required a full refurbishment. Fortunately the base structure had been constructed to a high level and the shell and facade were robustly detailed.

A rigorous feasibility study investigated options to maximise

the net internal area of the floors and enhance the layout of the building. This was achieved by removing three staircases; infilling terraces, balconies and external under cover ground floor areas. This increased the net internal area by approximately 8,000 sq ft to 99,000 sq ft without the need to increase the building footprint.

The proposed works included a full CAT A refurbishment of the office floors, common parts, reception and toilets. The mechanical, electrical and public health infrastructure was replaced and the six passenger lifts were completely overhauled and modernised. >





#### Tiles used in this project:

Automat 2FNV006, Horizon range  
Radiant 2GSV103, Sophisticate range

For more information please visit [solusceramics.com](http://solusceramics.com)

Solus were delighted to work with Sonnemann Toon to supply tiles to the reception atrium and the WCs. Dramatic large format 1200x1200mm tiles from the concrete inspired Horizon range create a bold welcome at Westside with the rustically worn design of the tiles providing a warm aesthetic in the wide, open space.

In the WCs and shower facilities, light and bright stone effect porcelain tiles from the Sophisticate range were applied in both wall and floor areas. The limestone effect tiles create a chic and modern ambience that is also easy to maintain and clean.

Tim Bennett, Associate, Sonnemann Toon Architects LLP, said: "The design team worked closely to overcome site issues and all parties worked hard to deliver a project to be proud of. The works have extended the life of a building that was once tired and lifeless. Now the building is bright, clean, modern and bustling with activity fit for the next 20 years." ♦

The bathrooms feature chic beige tiles from the Sophisticate range



2FNV006



2FNV006



2GSV103



**LOMBARD STREET**  
Falcon House

# Lombard Street

## Project

A luxurious reception design with a modern Art Deco twist

Located in The City of London's historic financial district adjacent to the Bank of England and the Royal Exchange, 60 Lombard Street, is a beautiful office renovation by TateHindle for the Falcon Group, that evokes a striking Art Deco aesthetic.

Previously the headquarters for TSB Bank, it was last refurbished in 1985 when the building was completely remodelled behind retained facades.

TateHindle's redevelopment reinstates the grandeur and a high quality interior inspired by Art Deco with a sympathetic refurbishment that befits the building's heritage. The interiors

complement the historic fabric of the building and feature bespoke detailing and finishes throughout.

A new double height reception with mezzanine and feature stairs creates a grand entrance, paying homage to the double storey banking hall that had previously been a focal feature of TSB's headquarters. In the main reception coffered ceilings are mirrored by an impressive bespoke geometrical flooring design, water-jet cut and supplied by Solus.

Produced primarily using 1000x1000mm faux marble effect porcelain from the Glacial range, and contrasted with >



Bespoke porcelain tiles create a timeless floor design



composite material from Solid range, all items were cut to a highly detailed site plan to effortlessly form the complex design. Continuing to the elliptical lift lobby, a radial design was implemented by utilising the same process of design.

The reception space was then completed using a 20mm composite material to form window plinths, radiator covers and step treads, which flow upwards with the use of bespoke side detailing on the mezzanine level.

The theme was also carried through to WCs and toilet cores in the building, with marble and composite material cut to size to fit each of the spaces. All installation works on site were completed by Harper & Edwards and thanks to the precision cutting achieved, along with their high-level workmanship and attention to detail, the result is a timeless, elegant design, that will no doubt become an iconic showpiece of the building. ♦




**Tiles used in this project:**

Dappled 3MBL102, Glacial range  
Cobdar 7BAM102, Solid range

For more information please visit [solusceramics.com](http://solusceramics.com)

The lift lobby features a unique radial floor design created specially for the project





**NOVOTEL**  
HOTELS, SUITES & RESORTS

# Novotel Heathrow

## Project

State-of-the-art hotel opens at Heathrow Airport

Blending a unique style with business like functionality, Novotel London Heathrow Airport has proved to be the perfect flagship location for the Novotel brand, and a popular destination since opening in 2018.


Owned and operated by Nine Hotel Group, the former office block was transformed by the team at Konzept ID, an award-winning Interior Design practice in Manchester that specialise in the delivery of interior design projects for the hospitality and leisure market.

Responsible from concept, through to implementation and scheme compliance, Konzept ID took inspiration from the

hotel's airport neighbour, using air and sky as a starting point to flood the space with light in order to create a warm and homely feel.

In addition to 166 bedrooms, the hotel also is home to a restaurant and bar, a fitness centre, 2 meeting rooms and a self-service business centre. The hotel also does away with the traditional check-in desk, utilising informal seating areas and a mobile app.

Featuring various architectural structures, dynamic curved installations and a diverse array of material finishes, the interior of the hotel is decorated with style and comfort in >



The light and bright atrium features an evocative mix of patterned, concrete and wood tiles

mind, providing a home-from-home for business and pleasure passengers alike.

Cosy open fire pits, lush botanical chandeliers, metallic elements and eclectic furniture pieces come together to create a memorable hospitality experience, all complemented by an array of tiles from Solus.

Raw and rustic concrete effect tiles from the recognisable Replicate range feature widely throughout the atrium, social and restaurant areas, with various shades used to bring a different mood to each space. Wood finishes are used in many aspects of the design, which is also echoed in the tile selection.

Tiles from the Nordica range were used carefully throughout the project, breaking up the vast concrete floor designs, whilst complementary metallic trim pieces add a sense of luxurious flair.

A complex project that required vast quantities of material and specialised tile cuts, Novotel London Heathrow Airport exudes the quality, style and luxury of a top city hotel, demonstrating a level of ambition not often seen in typical airport hotels. ♦

The warm and rustic ambience of the lounge area features a melodious array of wood and concrete finishes



**Tiles used in this project:**

- Hampstead 2AST512, Replicate range
- Kirkstall 2AST509, Replicate range
- Coddeck 2WPK101, Pastiche range
- Houston 3HRH510, Nordica range

For more information please visit [solusceramics.com](http://solusceramics.com)





# Tamburlaine

## Project

A vibrant and exciting hotel in the heart of Cambridge

Located in the university town of Cambridge, Tamburlaine is a new 155-room luxury hotel from the Dublin-based O'Callaghan Group.

Situated close to the railway station, the property is a short stroll into the city itself and a stone's throw away from many of the top attractions in the town.

Designed by the talented team at Bryan O'Sullivan Studio, the hotel joyfully fuses traditional and modern design, which echoes the heritage of the town along with its emerging prominence as a vibrant metropolis.

Tamburlaine's welcoming entrance has a dramatic double-height lobby with a dramatic feature staircase and a cosy library space.

The ground floor flows between four different food and drink areas, each with its own particular offering and all tied together with a sense of quality, provenance of local ingredients, attention to detail, and distinct design.

In the reception, visitors are met with a striking tiled floor design made up of white, red and black hexagon tiles from Solus' Program range. >




**The botanical themed bathrooms feature vibrant glossy tiles from the Diffusion range**

The rich and dramatic colour palette perfectly complements the unique library style aesthetic of the area, whilst the dramatic pattern only adds to the intricate sophistication of the space.

In the modern deli Solus supplied vibrantly patterned floor tiles from their emerging Treasure range. The eclectic and contemporary artisan eatery features the bold Elpis tile, which is emblazoned with a chic blue and grey geometric print, brought to life in a rustic hand painted style.

The Garden Room, which is truly like a page from The Secret Garden, offers guests an al fresco ambience in the comfort of the hotel, and features a traditional black and white flooring pattern from Solus' Victorian influenced Program 2 range.

Finally, if visitors take a visit to the botanical influenced bathrooms, they will be met with more inspirational tiling products from Solus. 150x150mm tiles and various special pieces from the Diffusion range along with elegant mosaic floor tiles were used in both the male and female WCs. ♦



**Tiles used in this project:**

- Pattern013 2PRG212, Program 2 range
- Arun 2TBT855, Program range
- Martin 2TBT853, Program range
- Atkins 2TBT844, Program range
- Damson 2TBT859, Program range
- Hesket 5VEL107, Diffusion range
- Eamont 5VEL106, Diffusion range
- Chinae 5VEL102, Diffusion range
- Eskdale 5VEL103, Diffusion range
- Lena 6ZLC275, Capital range
- Lamarck 6ZLC270, Capital range
- Elpis 2GBN003, Treasure range

For more information please visit [solusceramics.com](http://solusceramics.com)





# FIVE GUYS®

## DUBAI

### An all-American recipe for international success

Originating in Arlington, Virginia in 1986, Five Guys is one of the fastest growing food chains in the USA, expanding from just five outlets in 2002 to over 1,000 in 2016.

The formula for the company is as uncomplicated as it comes- offering burgers and fries cooked to perfection. At Five Guys everything is cooked fresh from scratch. There are no freezers, potatoes are hand-cut daily and they don't use timers- everything is cooked instinctively based on sight, aroma and texture.

In the past three years the US export has arrived in the UK and has already become a familiar sight on high streets and in shopping centres up and down the country.

Solus has been proud to work alongside the brand on the tiling specification for each of their UK branches, supplying the main restaurant flooring tile, all of the kitchen tiles and the iconic red and white wall tiles seen in every restaurant.





**Mixing classic Americana style with modern and fresh design ideas**

Five Guys now has its sights set firmly on Europe and further afield with restaurants opening in France, Spain, the Netherlands and the Middle East. Five Guys have recently opened a new restaurant in Dubai, which is located at the Dubai Mall overlooking the Burj Khalifa Lake.

The restaurant is typical of the Five Guys concept with the exposed kitchen fronted with the red and white tiles and the relaxed dining area fitted with Solus floor tiles.

The dramatic location is one of the busiest areas in Dubai, with fantastic views of The Dubai Fountain and the Burj Khalifa.

Solus are excited to work with the brand as it expands further into the Middle East and across Europe, and look forward to the future of Five Guys.



**Supplying tiles to projects all across the world**

Solus is well known for supplying tiles to commercial projects in the United Kingdom, but they also have a vast amount of experience working with international brands on specifications around the globe.

Like FIVE GUYS, which now has outlets in the Middle East and Europe, Solus has worked alongside countless other big brand names, shipping products as far and wide as Chile in South America and Tokyo in Japan.

Shown in this section of the quarter are four international brands that have worked with Solus recently. The map below shows some of the project locations that Solus have worked on around the world.



**McLaren**

Dealerships include Auckland in New Zealand, Beijing in China and the beautiful Gold Coast of Australia. The specification is noticeable for the bespoke tiled feature circles.

**Jaguar Land Rover**

Solus has finished numerous projects throughout the United Kingdom and are now supplying tiles to international locations far and wide including North and South America.



**Primark**

A millennial success story, Primark has grown exponentially in the past decade and Solus are proud to supply tiles to stores all over Europe.



**AccorHotels**

A worldwide leader in hospitality, Accor welcome guests in more than 4,500 hotels across 100 countries. Solus supply tiles to many of the Accor brands including Novotel, Ibis and Mercure.

# Clerkenwell Showroom



80 Clerkenwell Road, London EC1M 5RJ

+44 (0) 203 282 8466