



# Third Space

Redefining the modern health club

An elegant space brought to life by an inspirational choice of tiles and surface finishes.

#CDW2019  
Celebrating 10 years

42 Berners Street  
Elegance in Fitzrovia

Mountain  
The next big trend

Caractère  
Character personified



# Festivals, awards, and launching new products

Riding high on the success of Clerkenwell Design Week 2019, the Design Week Awards 2019 and a huge array of exciting events, Solus is excited to bring the focus back to products with Quarter 18.

In this issue, we look to the future of terrazzo with a variety of authentic and porcelain material as well as introducing a wide selection of eccentric and interesting wall tiles.

As usual, we also cover some of our recent projects, including the luxurious Third Space City health club, the retro-chic Everyman Horsham and the beautiful Kym's.

# contents



## new products

**10 terratek**  
Inspired by metropolitan environments

**16 link**  
A modern modular range

**22 vigilant**  
Evoking the nuances of natural limestone

**28 zealous**  
Exploring fluorescent wall tiles

**32 atlantis**  
An elegant and refined wall range

**36 mountain**  
The next big trend in terrazzo

**40 terrain**  
A contemporary reimagining of 'cast stone'



## projects

**46 42 Berners Street**  
An elegant addition to Fitzrovia

**52 Kym's**  
Restaurant blossoms in the City of London

**58 Third Space**  
Redefining the modern health club

**64 Vovem**  
Sophisticated steakhouse in Aberdeen

**70 Everyman Horsham**  
A retro-chic boutique cinema

**76 Caractère**  
Bringing a distinctive character to Notting Hill



## intelligence

**04 Clerkenwell Design Week 2019**  
Solus celebrates their most successful Clerkenwell Design Week yet!

**82 CPD seminars**  
Find out about the range of different CPD seminars available with Solus



### DIRECTORS

**Peter Bentley**  
peterbentley@solusceramics.com  
Chairman

**Marcus Bentley**  
marcusbentley@solusceramics.com  
Managing Director

**Ryan Bennett**  
ryanbennett@solusceramics.com  
Finance Director

**Stephen Baker**  
stephenbaker@solusceramics.com  
Commercial Director

**David Overton**  
davidoverton@solusceramics.com  
Sales Director

### LONDON REGIONAL SALES

**Jo Burley**  
joburley@solusceramics.com  
+44 (0) 7771 850 058  
West Central / Kent

**Beatriz Garcia**  
beatrizgarcia@solusceramics.com  
+44 (0) 7936 368 992  
West Central / Kent

**Pete Toule**  
petetoule@solusceramics.com  
+44 (0) 7917 064 853  
East Central and East

**John Rose**  
johnrose@solusceramics.com  
+44 (0) 7912 479 613  
Central, North West and North

**Michael Irvine**  
michaelirvine@solusceramics.com  
+44 (0) 7717 788 578  
South West Central and South East Central

**Mark Ayliffe**  
markayliffe@solusceramics.com  
+44 (0) 7896 266 561  
South West and South East

**Darrell Cook**  
darrellcook@solusceramics.com  
+44 (0) 7795 368 915  
Central

### ENGLAND, WALES AND SCOTLAND REGIONAL SALES

**Ross Murray**  
rossmurray@solusceramics.com  
+44 (0) 7799 867 296  
Scotland and Northern England

**Claire Hulme**  
clairehulme@solusceramics.com  
+44 (0) 7860 850 498  
North West England and North Wales

**Mark Wright**  
markwright@solusceramics.com  
+44 (0) 7772 769 790  
Midlands

**Lee Simmonds**  
leesimmonds@solusceramics.com  
+44 (0) 7885 893 154  
Midlands

**Zoe Syroka**  
zoesyroka@solusceramics.com  
+44 (0) 7530 622 310  
East Midlands and NW Home Counties

**Mark Blamires**  
markblamires@solusceramics.com  
+44 (0) 7590 883 132  
North East and East England

**Nathan Manley**  
nathanmanley@solusceramics.com  
+44 (0) 7595 203 314  
South West England and South Wales

### EHF & LVT DIVISION

**Alex Hutchison**  
alexhutchison@solusceramics.com  
+44 (0) 7761 511 351

**Daniel Jefford**  
danieljefford@solusceramics.com  
+44 (0) 7761 511 352



**Head Office & Solus Tile Studio**  
Unit 1, Cole River Park,  
Warwick Road,  
Birmingham, B11 2QX  
+44 (0) 121 753 0777  
sales@solusceramics.com


**Clerkenwell Showroom**  
80 Clerkenwell Rd,  
London EC1M 5RJ  
+44 (0) 203 282 8466  
sales@solusceramics.com

solusceramics.com



With design week over you would think that it would be time to relax - but we are already gearing up to launch some exciting and unique products. Read on to be the first to see our latest selection..."



Stephen Baker, Commercial Director



## A PRIME SPOT TO CAPTURE THE CROWDS

Solus Clerkenwell is situated on the corner of Clerkenwell Road at the junction of St John Street, perfectly positioned to capture the attention of those exploring the district.

Created for architects, the showroom is filled with the most exciting and trendsetting surface materials, tile displays and even inspirational lighting and furniture to help guide creative professionals with their projects.



## Celebrating the most successful Clerkenwell Design Week yet!

Clerkenwell is home to more creative businesses and architects per square mile than anywhere else on the planet, making it truly one of the most important design hubs in the world.

To celebrate this rich and diverse community, Clerkenwell Design Week was created to showcase the leading UK and international brands in a series of showroom events, exhibitions and unique installations.

Celebrating its 10th year, CDW has firmly established itself as the UK's leading independent design festival and annually attracts the international design community to the small, but vibrant area of Clerkenwell for three days of exciting events.

This year the team at Solus devised a full schedule of activities themed around concepts such as 'utilising tiles in unconventional ways' and 'the future of tile design'.

Guests were able to explore some of the most exciting new tile ranges to enter the UK market, create tile inspired jewellery, take part in a mosaic mural masterpiece and visit an installation by ALEKSA Studio.

Solus was thrilled to welcome a record-breaking attendance of more than 3100 guests to Solus Clerkenwell throughout the festival and were equally delighted to see the showroom mentioned with such praise on social media and in the media.

## NEW PRODUCTS AT CDW

As well as activities and collaborations, Solus also introduced a wealth of new ranges specially for the festival, which were revealed to Design Week visitors exclusively at Solus Clerkenwell.

Three-dimensional tiles are set to be the next big trend, and Solus hit hard with the refreshed colourful Carnival range, which now features complementary relief wall décors.






## SUSPENDED COLOUR & ILLUSION



In partnership with ALEKSA Studio, Solus created two impressive window displays specially for Clerkenwell Design Week. The first entitled SUSPENDED COLOUR, utilised more than 600 colourful tiles from the Carnival range in 7 bright colours. The tiles were mounted on rods and could be spun 360 degrees, allowing guests to play with the gradients - creating their own display. The installation proved a great draw for visitors, capturing the attention of passersby and making a big impact on social media - appearing on many bloggers/influencers 'CDW favourites'.

The second part of the collaboration was called ILLUSION, a collection of bespoke printed porcelain wall tile designs that feature dynamic parametric patterns. The geometric textures and colour gradients were created by ALEKSA studio using digital design tools and were printed on full size porcelain slabs.



ALEKSA Studio director, Aleksa Rizova, said:

"Our key ambition was to create eye-catching installations showcasing Solus fabrication techniques and materials and how those can be utilised unconventionally to create dynamic wall screens and partitions. We used lots of colour and playful designs to draw people in and encourage them to interact with the installations."



## FARO ILLUMINATES SOLUS CLERKENWELL

Solus is now home to an array of new lamps, pendants and accessories by lighting company Faro Barcelona.

Faro is new to the UK market and Solus Clerkenwell is the first showroom in the UK to feature their products. Some key installations include pendant lights above the bar area and in the windows, and lamps situated on the shelving units and chill out spaces.

At CDW, Faro were in the showroom demonstrating their products and meeting with guests.



## EVENING EVENTS AT CDW2019

Evening events are a huge draw at CDW, and Solus are well-known for their hospitality, entertainment and catering!

This year Solus held three exclusive, invitation-only events for clients and industry partners. The evening events offer guests the chance to let their hair down, network with peers and explore the showroom in a more informal setting.

Solus offered an array of tasty street food dishes including curry, pitas, houmous and kebabs, along with signature Solus drinks such as Aperol and Prosecco. Entertainment included a DJ and a live saxophonist - adding a fun jazz flavour to proceedings!



one we made earlier



## A MAJESTIC MOSAIC MURAL

Showcasing the artistry and intricacy of mosaics, Vitrogres performed a monumental miracle by completing a huge bespoke mural during CDW.

Inspired by an image of St Paul's Cathedral at sunset (which can be seen from Solus Clerkenwell), the mural was created, piece by piece, by two Vitrogres experts, along with help from members of the public.

The show stopping design instantly captured the attention of visitors and perfectly conveyed the potential of mosaics. The design will be completed and put on display in the coming weeks.



vitrogres

## CREATIVE JEWELLERY WITH ONE WE MADE EARLIER

What is the connection between tiles and jewellery? If there wasn't one before - there certainly is now thanks to the talented duo One We Made Earlier!

The respected jewellery designers offered a FREE workshop at Solus - combining their bold style with muted, pastel mosaics from the Fornia range. The makers had three designs on offer, which could be customised with mosaic pieces during a short 15 minute workshop. In total the team attracted more than 150 guests, including influential designers, bloggers and artists.

design AWARDS 2019 Winner!

## Solus Clerkenwell picks up award for best Retail Interior!

Following on from Clerkenwell Design Week 2019, the team at Solus had their eyes firmly set on the Design Week Awards 2019, where Commercial Branding & Interior Design Agency BusbyWebb were nominated for the Retail Interior Award for Solus Clerkenwell.

A hugely competitive category with the likes of Virgin Megastore and Johnnie Walker Madrid also on the shortlist, it was a nerve-wracking night for both the design team and everyone at Solus while they awaited the result at the ceremony.

'Creating the best showroom in Clerkenwell' was always an ambitious brief, but BusbyWebb hit the nail on the head with Solus Clerkenwell, so it was a with great pleasure to see the team win, and bring the award home!



Discussing the showroom, Nick Wills, Director of Branding at BusbyWebb, said: "I think what sets Solus Clerkenwell apart is how we designed it from the perspective of the designers and architects that would use the space - for example allowing tiles to be viewed under different light temperatures and informal spaces to sit and discuss projects etc.

"It is more of a collaborative studio than a showroom. We also incorporated touches normally associated with hospitality."



2GX.H02  
m102

2GX.H02

terratek

Porcelain  
Floors and Walls



# terratek

Inspired by modern metropolitan environments

External environments have always been a source of interior inspiration, from simple concepts such as using natural materials inside, to big statements with biophilia. Blurring the lines between these two spaces can create extraordinary designs.

However, for those looking for something a little edgier, why not look to the 'urban jungle' for inspiration?

Cities are melting pots of culture, architecture and art. They are complex contradictions of progress and monotony, a palette of the most vibrant colours mixed with the greyest shades. This evocative, metropolitan aesthetic is authentically captured in

the new Terratek range, a porcelain product that endeavours to capture the diverse look of concrete.

Users can choose from a selection of four grey shades, which have been carefully realised in a rustic design featuring digitally sculpted elements of wear and tear on every tile. This exposed look is enhanced by the appearance of scratches and scuffs, which conjures the characteristics of worn pavement.

The range is completed by an array of four practical sizes, and the choice of Natural R10 or a Grip R11 (A+B) finishes, along with a matching mosaic décor option for each colourway. ♦



Authentically conveying the look of concrete



Tiles feature evocative elements of movement and intriguing tonal blemishes



**terratek technical details:**

Finishes: Natural R10 and Grip R11 (A+B)  
 Appearance: Concrete  
 Material: Porcelain  
 Usage: Floors and walls  
 Shade Variation: V4 - Heavy

Search for **terratek** at [solusceramics.com](http://solusceramics.com) for more information about this range

**Colours:**



Anatomic 2GXJ101    Organic 2GXJ103    Formative 2GXJ102    Monument 2GXJ104

**Mosaics:**

All mosaics are available in 300x300x10mm in a Natural R10 finish.



Anatomic Mosaic 2GXJ101m101    Organic Mosaic 2GXJ103m103    Formative Mosaic 2GXJ102m102    Monument Mosaic 2GXJ104m104

**Sizes (mm):**



PTV results available upon request.





5XZT105

 link

Ceramic  
Walls only



# link

## A modern modular range for ambitious design

While universally overused in the surface and finishes industry, 'unique' is the perfect adjective to describe the new Link range – an original and peerless wall collection that challenges the status quo.

Forget traditional formats and repetitious patterns; Link offers a surprising yet functional assortment of funky modular shapes for users to explore.

Inspired by the look of chainmail, Link is made up of three core elements: the 'H' shaped 'hit' connector piece, the long 'wall joint' and the three-dimensional 'dot'. The unusual shapes can be used independently to create uniform designs or can be mixed to produce incredible patterns.

From long 'zip-like' chains to a wall of interlocking 'H' shapes, creativity is in the hands of the designer, with the modular forms offering almost unlimited flexibility to develop enticing interior concepts.

Link is framed within a nautical palette of bluish, icy shades, which evoke a fresh, northern aesthetic. Each colour is finished with a brilliant glossy texture, and users can effortlessly mix and match different shades to form beautiful glacial themed environments.

In addition to individual formats, Link also includes a mosaic sheet version of the 'dot' for those looking to create consistent 'micro brick' effect patterns. ♦



Featuring an array of nautical shades and innovative formats

The modular style formats can be mixed together to create unusual chain-like patterns



link technical details:

Finishes: Gloss and Gloss Relieve  
Appearance: Irregular  
Material: Ceramic  
Usage: Walls only  
Shade Variation: V1 - Uniform \*  
\* Slight shade variation may occur, please ask for details.


Search for link at solusceramics.com for more information about this range

Colours:

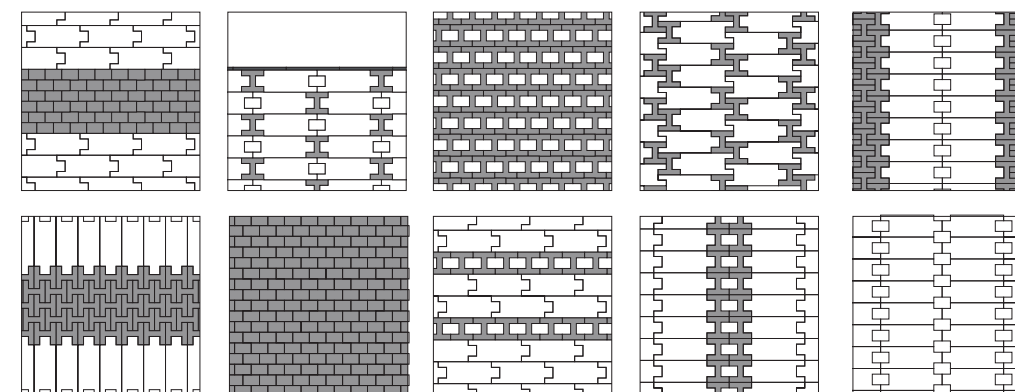


Mosaics:

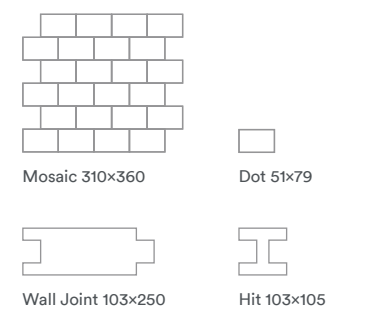
All mosaics are available in 310x360x8mm in a Gloss Relieve finish.



Layout examples:



Sizes (mm):



Bespoke colours and mix mosaics are available on request.



3FNL104  
m304

3FNL103

vigilant

Porcelain  
Floors and Walls



# vigilant

Evoking the subtle nuances of natural limestone

For centuries limestone has been the stone of choice for bringing a sense of timeless character and natural beauty to architectural design, and it continues to be a favourite amongst the design community due to its versatile aesthetic and robust characteristics.

Solus introduce Vigilant, a new range which offers the stunning natural appearance of stone, with all of the benefits of engineered ceramic.

The collection is made up of five neutral shades, which range from light beige to dark grey, and are enriched with the greenish tinge commonly found within strata of limestone.

The surface of each tile features generous movement in the form of visible veins and speckles of quartz, that only adds to the evocative drama of the range.

Vigilant comes in three finishes, Natural R10, Lucidato and Outdoor R11 (A+B). In the Natural finish, the range comes in a complete array of five sizes, including familiar formats such as 300x600mm, 600x600mm and 600x1200mm, but also some distinctive sizes such as 200x1200mm and 450x900mm.

Also, the range includes an array of exciting décor options such as a 'tumbled' effect mosaic, a mixed finish geometric style mosaic and an irregular striped wall décor. ♦



A modern interpretation of a beloved natural stone



**vigilant technical details:**


Finishes: Natural R10, Lucidato and Outdoor R11 (A+B)  
 Appearance: Limestone  
 Material: Porcelain  
 Usage: Floors and walls  
 Shade Variation: V3 - Moderate

Search for **vigilant** at [solusceramics.com](http://solusceramics.com) for more information about this range

Décors offer a host of architectural options for designers



**Colours:**



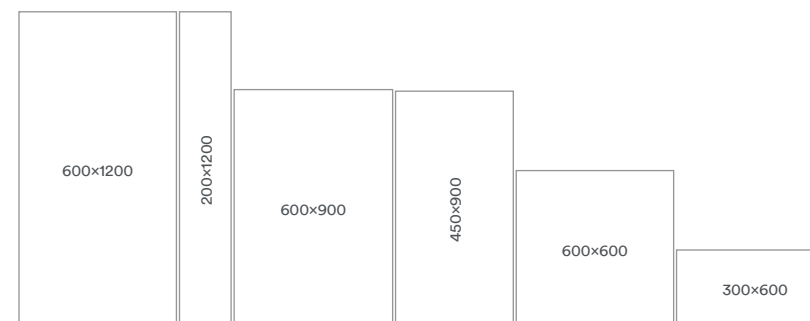
Watchful 3FNL101    Attentive 3FNL102    Observe 3FNL103    Alert 3FNL104    Guarded 3FNL105

**Mosaics (available in all colours):**



Mosaic A 300x300x10mm    Mosaic B 300x300x10mm    Mosaic C 300x600x10mm

**Sizes (mm):**



PTV results available upon request.



# ZEALOUS

SSWR102  
SSWR110  
d104

Ceramic  
Walls only

Search for **zealous** at [solusceramics.com](http://solusceramics.com) for more information about this range



**zealous technical details:**

Finishes: Gloss Relieve and Gloss  
 Appearance: Irregular  
 Material: Ceramic  
 Usage: Walls only  
 Shade Variation: V1 - Uniform

**Colours and décors:**



**Size (mm):**



**ZEALOUS**

**In the spotlight:  
exploring fluorescent tiles**

Bringing the kitsch vibrance of the '80s to the present, Zealous is a neon-infused wall range that celebrates the colour, style and abundance of the decade renowned for indulgence and excess.

Typifying the period, neon was replicated in fashion, make-up, art, music and décor, and now it returns in the form of tiles, bringing the excitement and intensity of colour to the world of interior design.

While neon is sometimes regarded as a divisive theme, Zealous takes a subtle approach by offering three-dimensional tiles with subtle elements of neon, which adorn the relief edges.

The range is available in two face colours, black and white,

and three shaped styles, one flat and two relief décors. This means that the neon edges can be seen when tiles are arranged in a precise pattern.

Designers can mix and match different décor options, intersperse flat tiles, or lay tiles in alternating directions to create the desired effect.

These unusual and innovative tiles are ideal for creating arresting and evocative feature walls, and would be ideally suited to nightclubs, bars, hotels and restaurant design – where a visual statement is required.

The neon edges can be exploited with the use of directional ultraviolet 'blacklights', which intensify the vivid colours and make them glow in the dark, just like fluorescent paint! ♦





SRLE101

SRLE105  
d105

atlantis

Ceramic  
Walls only



# atlantis

## An elegant and refined wall range

Atlantis is a sophisticated yet traditional style wall range that provides a glamorous, stately aesthetic in a choice of warm and cold tones.

Bevelled metro tiles have long been a favourite for those looking to achieve a classic, Victorian-influenced design, but Atlantis offers something a little different, with an original take on the style.

Firstly, the tiles in the range are longer and slightly thinner than a conventional metro tile, more akin to a brick slip, which helps designers achieve a unique and urban finish.

The range comes in both a chic flat design and a tactile bevelled décor. The three-dimensional finish features a luxurious relieve design that is similar to the profiled edge of a picture frame.

Colour tone is particularly arresting, with the décor featuring tonal pools of light and dark pigmentation, adding to the rippled effect of the borders.

Made up of five high quality, glossy colours, Atlantis features a snowy white, a warm creamy beige, a subtle tan mauve, a light sage green and a cool grey. Designers can play with mixing colours and even formats, to create rich, textured schemes. ♦













### atlantis technical details:

Finishes: Gloss and Relieve Gloss (décor only)  
 Appearance: Traditional  
 Material: Ceramic  
 Usage: Walls only  
 Shade Variation: V1 - Uniform

#### Colours and décors:

#### Size (mm):



	
Utopian 5RLE101	Utopian Decor 5RLE101d101
	
Plato 5RLE102	Plato Decor 5RLE102d102
	
Thera 5RLE103	Thera Decor 5RLE103d103
	
Greek 5RLE104	Greek Decor 5RLE104d104
	
Poseidon 5RLE105	Poseidon Decor 5RLE105d105

Bespoke colours, trims and mosaics are available on request. Please ask for details.

Search for atlantis at [solusceramics.com](http://solusceramics.com) for more information about this range



# mountain

Stone  
Floors and Walls



# mountain

## The next big trend in terrazzo

One of the oldest and most versatile surface options, terrazzo is a composite material that typically consists of marble chippings and a cement binder, cast into shape, and polished to a beautiful finish.

With the material only growing in popularity, new chip colours and base shades are emerging apace, and Solus is at the forefront of the flourishing terrazzo trends.

The new Mountain range is made up of 23 distinctive colours, covering a vast array of tones from dusky pink, to burnt yellow and various neutral grey and beige shades. Chip size across the collection is impressive, with tiles coming in either large flecked styles or subtle, salt grain variations.

Terrazzo surfaces are often unpredictable and difficult to match. In the Mountain range, chip size is consistent, but the spread and configuration of flecks is always random, leading to unique constellations in every tile.

Interestingly, Mountain also features numerous colour options with vibrant red base tones and red chips, a rare and hard to achieve colour configuration in the tile industry!


While all tiles are only available in one size, Mountain includes four finishes to suit a versatile array of project types. From Polished to Hammered and Antiskid, Mountain has the characteristics to suit almost any commercial or residential environment. ♦

### mountain technical details:

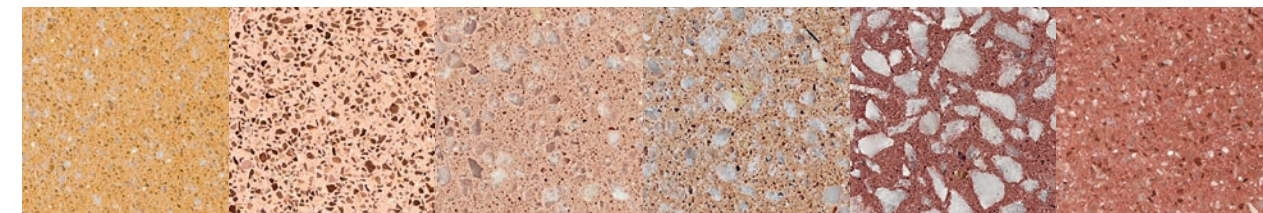
Finishes: Polished, Opaque Polished, Hammered and Antiskid  
 Appearance: Terrazzo  
 Material: Stone  
 Usage: Floors and Walls  
 Shade Variation: V2 - Light

Search for **mountain** at [solusceramics.com](http://solusceramics.com) for more information about this range


#### Colours:




Tatra 7KDN104   Dentellos 7KDN115   Basque 7KDN123   Fagaras 7KDN120   Banat 7KDN125   Botev 7KDN121



Hohe 7KDN105   Cottian 7KDN101   Balkan 3KDN118   Midzor 7KDN119   Prealps 7KDN114   Kreuzeck 7KDN106



Carnic 7KDN108   Dauphine 7KDN112   Julian 7KDN109   Ligurian 7KDN102   Leopontine 7KDN111   Poiana 7KDN124



Savoy 7KDN116   Totes 7KDN107   Rodna 7KDN122   Graian 7KDN103   Apennines 7KDN117

#### Size (mm):



410x410

PTV results available upon request.



#### Antiskid finish

Antiskid finish has a lined, heavily scored texture, ideal for heavy traffic areas where slipping may occur.

Ausgang Exit  
Check-in 2  
Gates D|E



Gates D|E18-44



terrain

3BMA105

3BMA111

Porcelain  
Floors and Walls



# terrain

## A contemporary reimagining of 'cast stone'

Dating back to ancient Greece, 'cast stone' is the process of mixing crushed stone and marble with white or coloured cement – that when hardened, mimics granite.

This evocative material is brought to life in the form of porcelain in the new Terrain range, an adaptable collection of tiles that have been designed with commercial and residential use in mind.

There are six colours in the range, available in a chromatic scale from grey to soft beige, with two designs in each tone. The large flecked design features sizeable chips and speckles, while the second option is made up of subtle, sandy mottles.

Always different yet always authentic, the complex production process means that the grains in each tile are randomly and evenly distributed on the surface, maintaining the traditional look of the source material.

For those looking for a granite or terrazzo style material, but require the characteristics of full-bodied porcelain, Terrain is a fantastic culmination of chic style, natural flair and technical prowess.

The range includes a practical array of sizes and various finishes, Natural R10 (A), Levigato and Bush Hammered R11 (A+B+C), meaning that it is suitable for almost any kind of architectural project. ♦



Featuring confetti-like flecks and interesting tonal speckles




**terrain technical details:**

Finishes: Natural R10 (A), Levigato and Bush Hammered R11 (A+B+C)  
 Appearance: Terrazzo  
 Material: Porcelain  
 Usage: Floors and walls  
 Shade Variation: V2 - Light


Search for **terrain** at [solusceramics.com](https://solusceramics.com) for more information about this range




**Colours:**



Homeland 3BMA112    Firma 3BMA106    Land 3BMA109    Relief 3BMA103

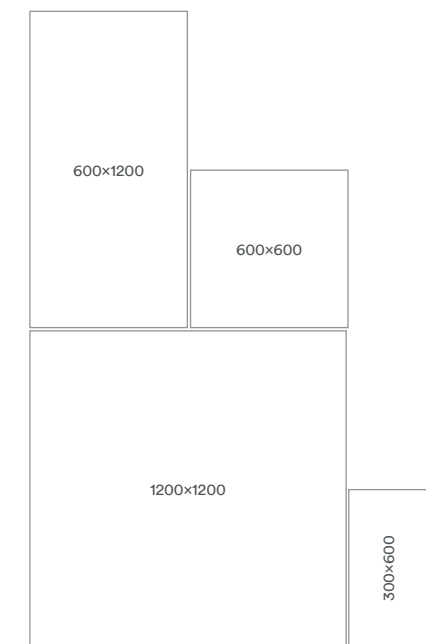


Fields 3BMA110    Precinct 3BMA104    Topgraphy 3BMA111    Arena 3BMA105



Area 3BMA108    Regional 3BMA102    Bailiwick 3BMA107    Province 3BMA101

**Sizes (mm):**



PTV results available upon request.

# 42 BERNERS STREET

BuckleyGrayYeoman

Project



7BABA09





# 42 Berners Street

## Project


An elegant addition to Fitzrovia

42 Berners Street is a contemporary new development situated in the heart of one of London's most stylish neighbourhoods, Fitzrovia.

Designed by BuckleyGrayYeoman on behalf of The Berners-Allsopp Estate, 42 Berners Street has replaced two post-war buildings at the northern end of Berners Street, delivering a major uplift in floorspace, from 17,500 sq ft to 36,500 sq ft (GIA). The first to seventh floors provide office space, with a commercial unit on the ground and lower ground floors.

BuckleyGrayYeoman's design for 42 Berners Street delivers a grand set-piece for one of Fitzrovia's major thoroughfares. The elegantly proportioned façade is constructed of high-quality solid Portland stone with contrasting window setbacks that feature panels of Roach Bed Portland Stone that is visibly filled with the shells of turreted molluscs.

The depth of the window and door reveals gives the building a monolithic, sculptural quality and a quietly assertive >



presence on the street. The upper two storeys step back from the street to create full length outdoor terraces for office tenants.

Setting the tone for the office floors to follow, the ground floor reception area was given a distinctive space order and rhythm, featuring carefully detailed panels of oak fins and a black marble desk with visible seashells to mirror the style of the main façade. Featuring light, neutral toned composite stone from the Terrazzo range, 300x1000mm polished slabs lead through to the central core, perfectly complementing the aesthetic style of the space.

42 Berners Street offers a range of commuter facilities, with a cycle workshop for users of the building that provides a workstand and communal maintenance equipment. This is accompanied by 40 secure cycle parking spaces in the basement, comfortable shower and changing facilities and drying rooms for hanging wet clothing, plus WC's. ♦

Shower rooms were finished with a combination of white wall tiles and textured, anti slip floor tiles from the Program range



**Tiles used in this project:**

Salerno 7BAB009, Terrazzo range  
 Ainsworth 2TBT857, Program range  
 Rieter 5VNA505, Magnetic range  
 Wearing 5HTR506, Bright range  
 Leawood 3MDL266, Marbalite range

For more information please visit [solusceramics.com](http://solusceramics.com)



**A stunning project that showcases the beauty of terrazzo**

“

While terrazzo has long been favoured in architectural projects, there has been a tangible resurgence in popularity in recent years, and with projects like 42 Berners Street is easy to see why it is specified.

From the organic, natural speckling and wide array of chic formats and colour options, there is a terrazzo product to fit any style of commercial or residential project.”



**Pete Toule**  
 Solus Area Sales Manager  
[petetoule@solusceramics.com](mailto:petetoule@solusceramics.com)



K K  
Y Y  
M M  
'S 'S



KVM'S  
Project

7BAB026



# Kym's

## Project

### Chinese restaurant blossoms in the City of London

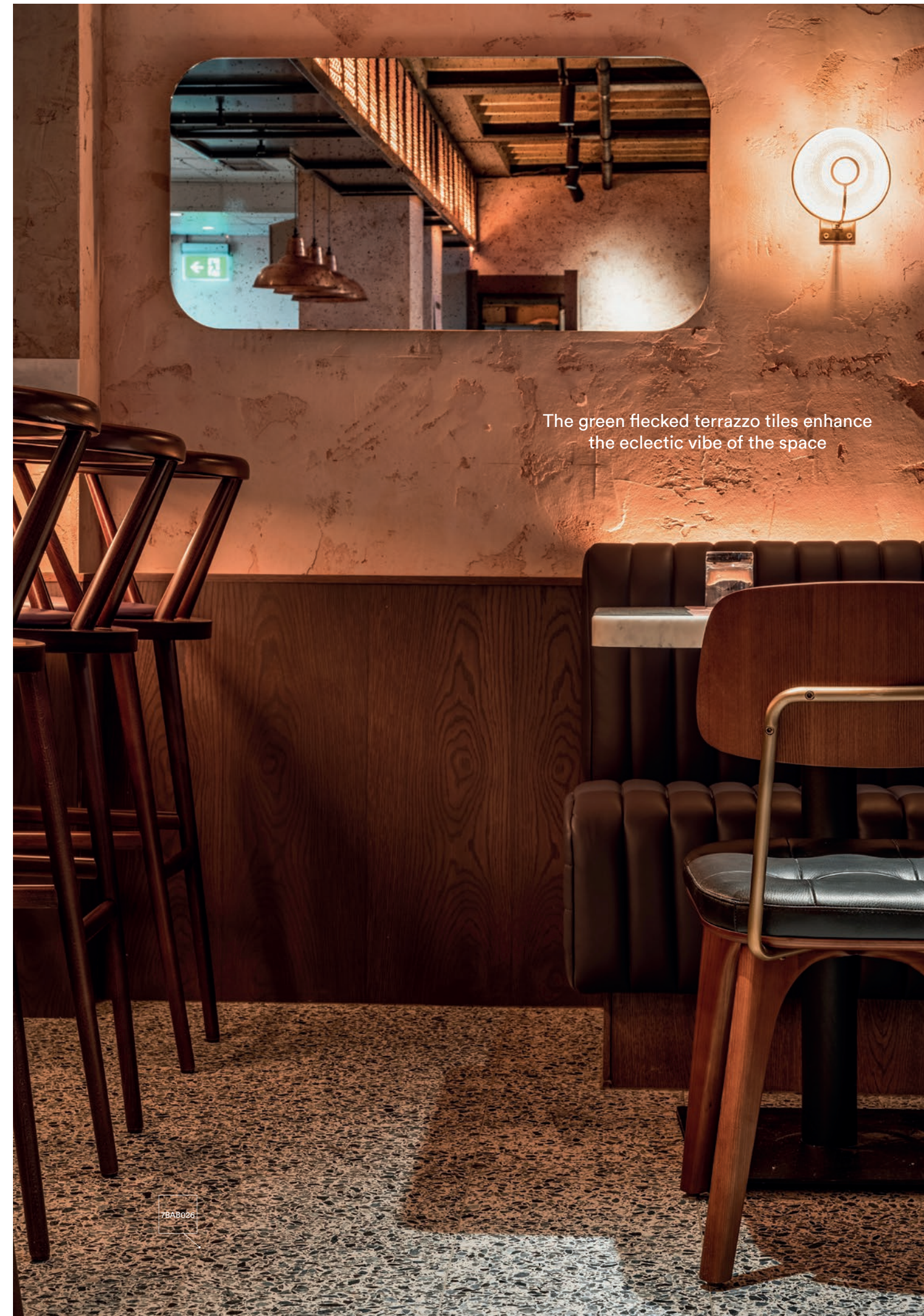
Located in the Bloomberg Arcade near Bank Station in the City of London, Kym's is an innovative premium casual restaurant showcasing the art of Hong Kong cuisine as well as creative interpretations of well-known favourites from China's culinary landscape.

Featuring an open kitchen, a statement curved bar and an iconic five-metre high cherry tree in full bloom, the stylish interior is spread over two floors subtly incorporating Chinese traditions and modern design cues.

The second restaurant by Michelin star chef Andrew Wong, Kym's was designed by Michaelis Boyd, the passionate and creative team behind Soho Farmhouse, Hotel Indigo – One

Leicester Square and many luxurious residential properties. Tiles from the Terrazzo range provide a smooth and natural finish to the restaurant. Speckled with green marble chips the floor tiles effortlessly fit with the chic and rustic interior, seamlessly working with the hand-painted tones of the reclaimed bar front. Used in the main dining area, the terrazzo offers a hard-wearing and practical surface, while also complementing the warm and soft tones used throughout the restaurant.

Alex Michaelis, Director at Michaelis Boyd, commented: "We wanted to create a vibrant and timeless restaurant that transports guests from the busy streets of Central London into a sophisticated and harmonious space, where they can enjoy the exquisite Chinese cuisine from Chef Andrew Wong. >




The green flecked terrazzo tiles enhance the eclectic vibe of the space

Terrazzo is a gorgeous composite material featuring unique constellations of glassy quartz chips and tonal marble flecks

"We selected Solus' Terrazzo range for its excellent quality, contemporary design and natural palette. The marble and quartz flecks on the tiles add character to the restaurant, while also providing a solid surface that fits with the calm colour palette used throughout."

In addition, the design team also selected beautiful glazed mosaic tiles from the Peacock range for the bathrooms. These variegated green tiles were used to decorate the walls and sink areas, as well as cladding the monolithic sink troughs to complete the bold, traditional aesthetic. The subtle variations in colour effectively add depth to the surface while complementing the exposed copper pipes.



### A complementary blend of green themed tiles


“

Working on this stylish new London restaurant has been an exciting project. The striking interior truly captures the spirit of the orient in a contemporary way.

The characteristics of the Terrazzo range make an excellent choice for the restaurant, creating a stunning aesthetic that truly complements the overall design of the interior.”



**Jo Burley**  
Solus Area Sales Manager  
joburley@solusceramics.com



### Tiles used in this project:

Rhenish 7BAB026, Terrazzo range  
Downe 6MPP073, Peacock range

For more information please visit [solusceramics.com](http://solusceramics.com)

# THIRD CITY SPACE

Project

3YFX105

3YFX104

81HEED

000 # 10

NO DIVING

000 # 10

ED

ED

ED



# Third Space

## Project

### Redefining the modern health club

According to the 2018 State of the UK Fitness Industry Report, the UK health and fitness industry is continuing to strengthen with more gyms, more members and higher market value than ever before.

In a heavily saturated sector, with gyms on almost every high street, shopping centre and retail park, brands need to stand out to capture the attention and loyalty of the consumer.

Third Space, a luxe health and fitness brand with six sites across London, is doing something extraordinary – offering clubs with a sense of individual style that members can feel are their own.

Designed by Studio RHE, Third Space City is a 27,000 sqft health club that spans the ground and basement floors of

‘Minster Court’, a neo-gothic, post-modern office building located just three minutes from Fenchurch Street Station.

The refined and luxurious club features a range of high-end leisure facilities, including an 8,000 sqft open gym space, 20m swimming pool and spa, mind and body studio, treatment rooms, café and changing rooms.

Solus was thrilled to work with the design team to supply material to almost every area of the club including the dramatic reception area, which features an impressive copper clad desk and floor tiles from the Inspired range.

Mirroring the tessellated shard-like copper ceiling used in the reception, the pool area stands out as one of the most iconic spaces in the club. With raw, natural effect tiles from >



A luxurious and elegant space, brought to life with a chic array of high-quality finishes




the Inspired range, the pool hall appears carved from the subterranean area, a fitting aesthetic to the building that has been previously dubbed the 'Bat-Cave'.

The evocative, dark grey tiles were used from wall to floor, while a lighter shade was applied to the pool surround, which was specially fabricated to incorporate grating and drainage channels.

Maintaining the same coherent aesthetic, Inspired was also used in the boutique style changing rooms and complemented by a pairing of green and black wall tiles from the Program range in the shower facilities.

Richard Hywel Evans, Director of Studio RHE, commented, "Having designed the first Third Space in Soho back in 2000, a completely revolutionary concept for its time, we were delighted to revisit this extraordinary brand who remain committed to providing the best workout and Club Membership experiences in a fast-changing environment." ♦

**The pool features bespoke grating tiles that were fabricated specially for the project**



**Tiles used in this project:**

- Durer 3YFX105, Inspired range
- Braque 3YFX104, Inspired range
- Elder 3YFX102, Inspired range
- Ainsworth 2TBT857, Program range
- Infer 2TBT869, Program range

For more information please visit [solusceramics.com](http://solusceramics.com)

**Combining serious training with luxury**

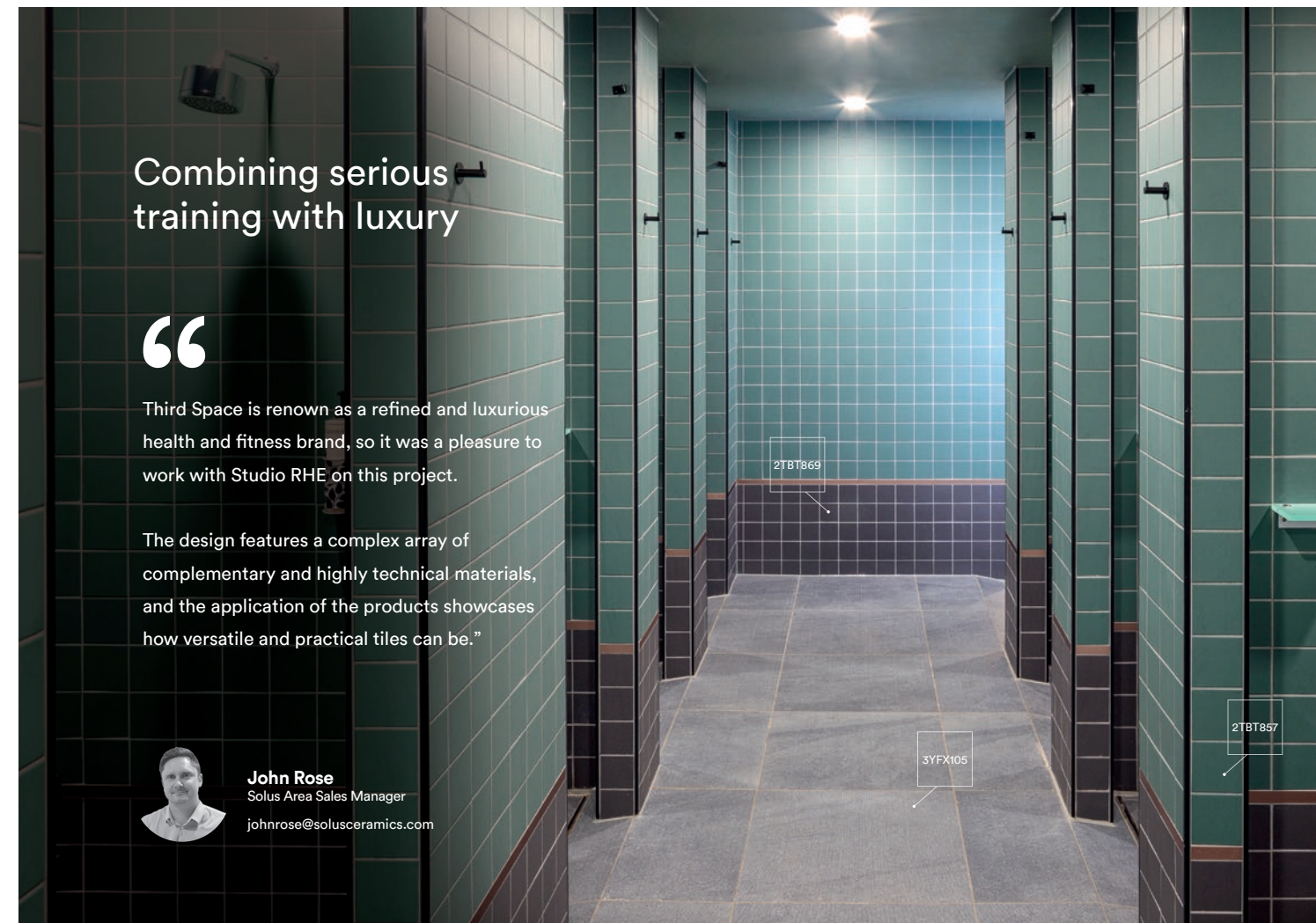
“

Third Space is renown as a refined and luxurious health and fitness brand, so it was a pleasure to work with Studio RHE on this project.

The design features a complex array of complementary and highly technical materials, and the application of the products showcases how versatile and practical tiles can be.”



**John Rose**  
Solus Area Sales Manager  
[johnrose@solusceramics.com](mailto:johnrose@solusceramics.com)







**VOVEM**  
MEAT & LIQUOR  
Project

2CPA110

2CGL003



# Vovem

## Project

### A contemporary and sophisticated steakhouse arrives in Aberdeen

Situated on 254 Union Street in Aberdeen, Vovem is a superior independent steakhouse owned and operated by premium hospitality brand PB Devco.

Having recently completed work on another venue for PB Devco, Aberdeen based practice Tinto Architecture were approached to work on the overall design and interior fit out of the project.

Nina Cradock, Interior Architectural Designer and Mark Hadfield, Chartered Senior Architect spent a year working on the project, helping the client to create a destination unlike anything else in Aberdeen!

The team spent a lot of time in the discovery and conceptual stages, making trips to London and Edinburgh to explore other venues – exploring finishes and details that would create a real talking point in the city.

With a fully glazed entrance, the main bar had to be dramatic, which was achieved with a carefully curated fusion of refreshing muted tones, rustic textures, fresh botanical elements and rusty metallic floor tiles from the Furnace range.

Intricacy was introduced around the bar with elongated hexagon shaped tiles from the Stealth range, which feature random geometric patterns in a monochrome palette. >



Metallic toned tiles from the Furnace range draw guests from the bar through to the restaurant

While the overall design is amorphous, the team took the opportunity to clad the bar area with tiles from the Experience range, adding a pop of denim blue to the restaurant area.

Finally, downstairs in the secret hidden bar 21 Crimes, the team wanted to create a dark, moody and glamorous atmosphere. The undulating gold décor from the Narrow range was the perfect choice for the bar front, providing a luxurious reflective shimmer in the seductive space.

Client collaboration was paramount to the success of the project, as Nina explained: "We actually took the client to Clerkenwell Design Week to show him the new Solus Showroom. We really wanted them to be involved and see the product at the core of the design.

"It was very much a collaboration between the designers and PB Devco, and I think that's why it was so successful." ♦

### Vovem offers a superior food and beverage experience in the heart of Aberdeen



#### Tiles used in this project:

- Muirend 2CGL003, Furnace range
- Gleaston 2CPA110, Stealth range
- Marwari 7BAB020, Terrazzo range
- Nymet Decor 3 5PUR107d703, Narrow range
- Ardor 2VWG108, Experience range

For more information please visit [solusceramics.com](http://solusceramics.com)

### A complex yet satisfying fusion of finishes

“

Vovem is a wonderful showcase of Solus material, especially the way in which various ranges have been used in harmony to create a coherent and memorable interior design.

I particularly appreciate the way in which the design team used ranges with very specific tonal qualities, patterns and textures to create talking points in every distinct area of the space.”



**Ross Murray**  
Solus Area Sales Manager  
[rossmurray@solusceramics.com](mailto:rossmurray@solusceramics.com)



# EVERY MAN

HORSHAM PROJECT

2CAA808

2CAA810

2CAA811

2CAA812



# Everyman Horsham

## PROJECT

### Everyman Cinema arrives in Horsham

Redefining the cinema experience, Everyman is bringing an upmarket lifestyle approach to their venues, where you swap your soft drink for a nice glass of red wine, and a slice of freshly made pizza served to your seat.

Everyman creates a warm and friendly atmosphere with a unique blend of hospitality, customer service and a distinctive, boutique design aesthetic that provides a unique flavour to every venue.

Opened in early 2019, Everyman Horsham is the latest in the expanding chain, which now consists of 28 venues spread throughout the length and breadth of the UK - with more planned in the future.

With three screens, each theatre in the cinema contains a mixture of double or single sofa-style chairs complete with cushions, small side-tables and plenty of leg room, offering a more refined experience to that of a typical multiplex.

Known for its retro-chic brand identity, Horsham like many of the Everyman sites, was designed by Fusion DNA, effortlessly blending the glamour of the golden age of Hollywood with the relaxed atmosphere of a restaurant or bar.

Nostalgia is turned up in the reception area, which features a dramatic statement bar, fronted with an extensive skirting of bespoke tiles from Solus. The intricate pattern, which was designed specifically for the project, was fabricated with four >



The bright and vibrant wall tiles really pop against the dark wall colour!

5AZB519

2GFD110

complementary shades from the Rockface range – water jet cut off-site and delivered ready to fit.

The sophisticated geometric design is carefully referenced throughout the design scheme, from the fabric of the gorgeous sofas and chairs, to the Solus supplied encaustic tiles in the lobby area.

And the same eye for detailed is carried through to the WCs, which showcase delicious honey-yellow wall tiles from the Sparkle range, paired with the hand-drawn style floor tiles from the aptly named Sketch range. ♦

Four tiles were chosen from the Rockface range and subsequently transformed into the design seen in the bar area


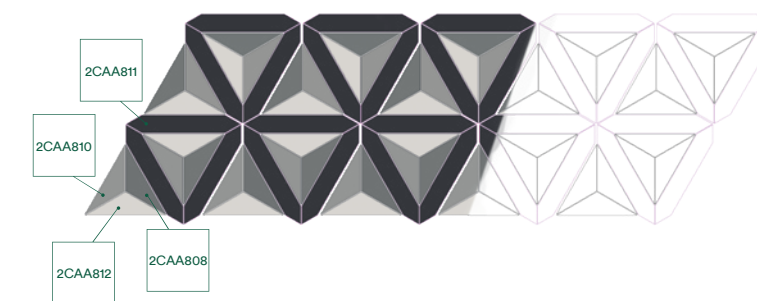


## USING WATERJET CUTTING TO BRING CONCEPT TO REALITY

While standard shaped tiles are versatile in themselves, architects and designers are often looking for something totally different, unique and bespoke.

Waterjet cutting is the perfect solution, allowing almost any available tile to be fabricated into virtually any shape or intricate pattern.

If you have a pattern in mind, contact Solus to discuss your own bespoke tile designs.



## CONVEYING A DISTINCTIVE AESTHETIC WITH TILES



I love working with the team at Fusion DNA, and I have had the pleasure of supplying tiles to various Everyman sites across the UK. It has been incredible seeing the team refine the Everyman experience with each new venue.

I particularly like how each project has a coherent yet unique style, which has allowed us to supply a wide array of intriguing and distinctive products over the years.”



MICHAEL IRVINE  
SOLUS AREA SALES MANAGER  
michaelirvine@solusceramics.com



### Tiles used in this project:

- Morelia 2CAA811, Rockface range
- Pochard 2CAA808, Rockface range
- Abaco 2CAA810, Rockface range
- Davan 2CAA812, Rockface range
- Doormouse 5AZB519, Sparkle range
- Simprim 2GFD110, Sketch range
- Tabathe 5ACM580, Unlimited range

For more information please visit [solusceramics.com](http://solusceramics.com)



 CARACTÈRE

Project

2BRK004



2BRK004

# Caractère

## Project

Bringing a distinctive character to a Notting Hill restaurant

Located in Notting Hill, a popular area for stylish new restaurants, Caractère offers a casual and contemporary dining experience. Owned by Emily Roux, daughter of Michel Roux Jr, and Diego Ferrari, the menu combines their Italian and French heritage, offering guests a variety of exciting and innovative culinary dishes.

The restaurant was designed by Rosendale Design and the team were tasked with creating a chic and stylish interior that

reflects the modern dining experience. With the name of the restaurant translating to character, it was important that this was expressed through the design, as well as the food.

Rosendale Design worked closely with Solus to create a standout design within the restaurant. The distinctive tiles from the Brickwork range provide a tasteful finish, with the exposed brick shapes effortlessly fitting with the contemporary interior. >



The Brickwork range can be applied to walls like traditional brick slips and also works well on floor areas

2BRK004



Used in the main dining area, the brick-inspired tiles create a stylish, yet understated feature wall, adding a rustic charm to the space.

Dale Atkinson, Associate Designer at Rosendale Design, commented: "We wanted to create a space that was laidback, but also elegant and luxurious. The contemporary design truly captures the modern culinary experience that we wanted the restaurant to offer."

"The client wanted the design to incorporate natural finishes, which is why we selected Solus' Brickwork range. Offering authentically sized and textured brick shapes, the range adds to the overall aesthetic, creating a warm and inviting space."

Finally, Solus also supplied tiles from the Convex range to the elegant and sumptuous bathrooms. The sage green, hexagonal shaped tiles evoke a dramatic, art deco sentiment. ♦



#### Tiles used in this project:

Ombra 2BRK004, Brickwork range  
Ickneid 2SCP103, Convex range

For more information please visit [solusceramics.com](http://solusceramics.com)



## A perfect mix of tone, texture and form

“

Caractère has been a fantastic project to work on. The Brickwork range worked extremely well and captures the contemporary design of the restaurant – each tile perfectly replicating the look of a unique and authentic brick slip.

It's striking appearance and excellent quality make it an outstanding choice, complementing the overall look the designers were looking to achieve.”



**Mark Ayliffe**  
Solus Area Sales Manager  
[markayliffe@solusceramics.com](mailto:markayliffe@solusceramics.com)



## CPD seminars with Solus


Solus are proud to offer two RIBA approved CPD seminars to professionals in the architecture and design industry. As part of their continuing commitment to customer support, seminars are totally complimentary to any interested parties including past clients and new contacts.

These seminars, which are all themed around the subject of tiles and tile installation, will help you to develop your knowledge and appreciation of diverse tile related subjects such as safety information, innovative tile products, British Standards and sustainable tile production.

Seminars can be arranged at a time to suit you and can be held at your own workplace or a meeting point of your choice, as long as sufficient facilities are available. Alternatively, Solus welcomes you to take part in seminars at their Birmingham HQ or their Clerkenwell showroom. In addition to taking part in a CPD seminar, which is presented by an experienced and knowledgeable team member, Solus will also provide a free lunch for attendees!

Solus are happy to accommodate both small team gatherings and large group sessions. ♦

Book your free seminar at  
solusceramics.com  
0121 753 0777  
info@solusceramics.com




Duration: 45 to 60 minutes

The seminar includes information on the equalities act and British Standards, as well as Slip Resistance requirements, wet area tiling, movement joints, NCS colour scheme, calibration and corundum inserts.

## An overview of tile specification

The main aims of this seminar are to:

- Provide the specifier with ongoing technical and product information as part of continuous professional development
- Discuss subjects which will help the specifier utilise floor and wall tiles avoiding any potential issues
- Provide knowledge and technical support in all areas of supply right through to installation
- To ensure correct detailing for the laying and application of ceramic and porcelain tiles




Duration: 45 to 60 minutes

## Don't slip up

This bespoke seminar will provide you with:

- The latest guidance on anti slip floor tiles and the testing procedures
- A video demonstration of the ramp test (DIN 51130 and DIN 51097) and live demonstrations of the Wessex pendulum machine and surface roughness meter
- Up-to-date HSE anti slip guidelines for commercial floor tiling
- Specific project risk assessment, function before form
- Site conditions, user behaviour, possible contaminants, maintenance



**Come and visit our award winning Clerkenwell showroom**

Solus Clerkenwell, 80 Clerkenwell Road, London EC1M 5RJ Tel: +44 (0) 203 282 8466

**design** WEEK AWARDS **2019**  
*Winner!*

Solus headquarters: Unit 1, Cole River Park, Warwick Road, Birmingham B11 2QX  
+44 (0) 121 753 0777 sales@solusceramics.com

solusceramics.com  
Instagram Pinterest YouTube Twitter Facebook