



Viewpoint

Ideal for large architectural spaces

Create a sense of harmony on floors, walls, and ceilings as well as external facades with Viewpoint's large format tiles

B Corp Certification

Selecting partners who have achieved the highest environmental standards. *p42*

Modern mosaics

Showcasing seven fresh mosaic ranges. *p48*

Beckworth Emporium

A masterclass in biophilic design. *p52*



In memorandum of Solus Chairman and Founder

Peter Bentley

In the final quarter of 2007, the world economy entered a recession. Financial markets, banking, and real estate took a hammering; unemployment soared, and many companies were sadly forced to close.

It was at this moment that founder of Solus, Peter Bentley, saw an opportunity. As his counterparts faltered, he expanded, investing in a move to new premises and snapping up employees let go by the competition.

It was a bold move and speaks of Peter's unique character. A self-made man from a working-class Birmingham background, Peter created his own success - and the success that Solus and its team continue to enjoy today - through hard work and dogged determination.

His pioneering nature is clearly a family trait, reflected in the commitment shown by his son Marcus, who took on the role of Managing Director of Solus in 2012, and daughter Nicki, both of whom have been instrumental in building on their father's legacy.

A keen judge of character, Peter surrounded himself with a talented team that shared his work ethic. He was direct in his dealings, but his candour and transparency were appreciated by most, while his approach fostered a loyalty in employees and clients alike.

He was passionate about Solus and knew everyone who worked for him. His generosity of spirit extended to his contractors and clients, earning the outstanding reputation that Solus is renowned for.

Peter was a natural entrepreneur with a phenomenal memory who simply loved the business; he was also an empathetic person who cared about the wellbeing of his team and customers: this proved to be a winning combination of qualities.


He was a people person and a "go with your gut" businessman. He wanted to meet and speak to people and was as happy discussing creative ideas with architects as he was bantering with contractors. An abiding passion of Peter's was football. He played semi-professionally in his youth and was a coach at Solihull. This ability to lead, manage, and play the game transferred over into his professional life.

Peter was a dapper gent, and his sartorial flair expressed his personal and professional commitment to excellence, precision, and style. Professional reputation and recognition were important to him, and he achieved excellence in each, as the outpouring of sympathy from clients and colleagues around the world has demonstrated.

However, Peter's life was not without challenges. He struggled with health issues for many years without complaint. Such problems would have debilitated many others but seemed to merely strengthen Peter's resolve to succeed.

Diabetes, numerous transplants, and latterly skin cancer were routinely shrugged off - it is no wonder his colleagues called him "The Bionic Man." The death of his wife Jane, however, diminished him and his customary fortitude waned with her passing. His eyes would still sparkle when talking about Solus, but Jane's loss was hard to bear.

Peter has left a significant legacy, both emotionally and financially. Solus has grown from a front room business into a market leader. Consequently, mortgages have been paid, children fed and educated, retirements funded, and friendships formed. There are now even some Solus babies, born to couples who met through the company. He will be sadly missed as the father of Marcus and Nicki, the grandfather of Lily, Oliver, and Daisy, and as the founding father of Solus.



Solus celebrates the new year by launching a selection of 'moving' ranges

As we look forward to the challenges and successes that 2022 promises to deliver, we are excited to reveal a series of stylish new ranges that we are confident will inspire our colleagues in the A&D community and assist you in creating truly stunning interior and exterior design concepts.

The year's debut edition of Quarter features a strong emphasis on products that produce a sense of movement on floors and walls, transforming otherwise flat surfaces with their bright and bold three-dimensional texture. We are also delighted to reveal seven unique mosaic ranges which are both intriguing and refreshing in equal measure.

We have hand-picked an array of fabulous projects to showcase in Quarter 26, from The Restaurant in the Glasshouse which truly is a masterclass in the art of biophilic design, to the authentic restoration of the 1930s Trafalgar Theatre, and the sustainably developed Tillermans Court apartment complex in Greenford.

Michelle Bell, Editor

DIRECTORS

Marcus Bentley
marcusbentley@solusceramics.com
Managing Director

Ryan Bennett
ryanbennett@solusceramics.com
Finance Director

Sam Frith
samfrith@solusceramics.com
Creative Director

Ian Hamilton
ianhamilton@solusceramics.com
Commercial Director

David Overton
davidoverton@solusceramics.com
Sales Director

LONDON REGIONAL SALES

Michael Irvine
michaelirvine@solusceramics.com
+44 (0) 7717 788 578
Head of London Sales

Jo Burley
joburley@solusceramics.com
+44 (0) 7771 850 058
London West Central, Essex and Hampshire

Pete Toule
petetoule@solusceramics.com
+44 (0) 7917 064 853
London East Central

John Rose
johnrose@solusceramics.com
+44 (0) 7912 479 613
London North Central

Mark Ayliffe
markayliffe@solusceramics.com
+44 (0) 7896 266 561
London South Central, Kent and East Sussex

Justin Lashley
justinlashley@solusceramics.com
+44 (0) 07761 511 351
London South West, London South East and West Sussex

UK REGIONAL SALES

Mark Atherton
markatherton@solusceramics.com
+44 (0) 7706 353 683
Head of Regional Sales

Lee Simmonds
leesimmonds@solusceramics.com
+44 (0) 7885 893 154
Midlands, Staffordshire, Shropshire and Northern Home Counties

Mark Blamires
markblamires@solusceramics.com
+44 (0) 7590 883 132
North East and East England

Nathan Manley
nathanmanley@solusceramics.com
+44 (0) 7595 203 314
South West England, Mid Wales and South Wales

Laura Birrell
laurabirrell@solusceramics.com
+44 (0) 07799 867 296
Scotland



Head Office & Showroom
Unit 1, Cole River Park, Warwick Road,
Birmingham, B11 2GX
+44 (0) 121 753 0777
sales@solusceramics.com

Clerkenwell Showroom
80 Clerkenwell Road,
London, EC1M 5RJ
+44 (0) 203 282 8466
sales@solusceramics.com

solusceramics.com



contents

new ranges

06 Montedoria
Creating the illusion of movement

12 Homestead
Stylish and sustainable wood-effect range

18 Naples
A tribute to full-bodied terrazzo tiles

24 Crest
A chromatic collection of 3D designs

30 Viewpoint
Ideal for extensive architectural environments

36 Cylinder
An interplay between reflected light and shade

48 Modern mosaics
Showcasing seven fresh mosaic ranges

projects

52 Beckworth Emporium
A masterclass in the art of biophilic design

58 Trafalgar Theatre
Art Deco detail takes centre stage at venue

64 O'Connor Utilities
An inspirational example of human-centric design

70 The Terrace, Wimbledon
Revamp embraces the ethos of Wimbledon

76 Tillermans Court
Sustainable apartments transform derelict site

intelligence

42 Eco-friendly tiles
New partnership promotes sustainable products

82 "El Clásico" in Clerkenwell
Sponsored by Pamesa Cerámica and Mapei


83 RIBA approved CPD Seminar
Title: An overview of tile specification



36



48




06

“

Solus has embarked upon 2022 full of anticipation for the year ahead and with an array of exciting plans in the pipeline, designed to offer our colleagues in the A&D community an even better experience when working with us.

We are kickstarting what promises to be a time of innovation and creativity by launching a selection of unique ranges in Quarter 26 which we hope you will find as architecturally intriguing and visually vibrant as we do.”

Sam Frith, Creative Director




70



New range

Montedoria

Reflecting light and shade in equal measure, Montedoria is presented in flat, convex, and concave shapes, in two alternate finishes, which produce randomly mixed or wave patterns that can be combined to create the illusion of movement on internal walls and external façades.



Ceramic | Walls only | 6 colours | 12 shades | 2 finishes

Mono colour



Montedoria

Hand-crafted range beautifully reflects light and shade

Inspired in both name and nature by Milan's iconic Palazzo Montedoria, Solus' new range of hand-crafted tiles beautifully reflects light and shade in equal measure, culminating in a truly mesmerising aesthetic.

Presented in flat, convex, and concave shapes, as well as randomly mixed and bespoke combinations, the collection encourages the formation of unique undulating patterns, creating the illusion of movement on walls.

Mirroring the retro visuals of its namesake - designed by world-renowned Italian architect Gio Ponti in the 1970s - Montedoria is offered in a palette of six core colours: white, almond, pink, green, blue, and black.

Chromatic intensity ebbs and flows depending on the finish

applied, with a softer appearance achieved through the Satin option and a more vibrant aesthetic adorning the Gloss products. Further enhancing the latter, additional variation in tone is provoked by the pitting of the glaze during the manufacturing process.

Produced in accordance with traditional artisanal techniques, the tiles are heterogeneous, both in the effects they lend to surfaces and in the exact dimensions of each piece.

A versatile mosaic-style range, Montedoria's ceramic composition and availability on a 300x400mm mesh-mounted sheet makes it perfectly suited for indoor cladding in residential and commercial spaces, while its technical and physical characteristics provide an eye-catching and hard-wearing external façade. ♦



Chromatic intensity ebbs and flows depending on the finish




Montedoria encourages the creation of unique undulating designs



Montedoria technical details:


Finishes: **Satin and Gloss**
 Appearance: **Mono colour**
 Material: **Ceramic**
 Usage: **Walls only**

Satin colours



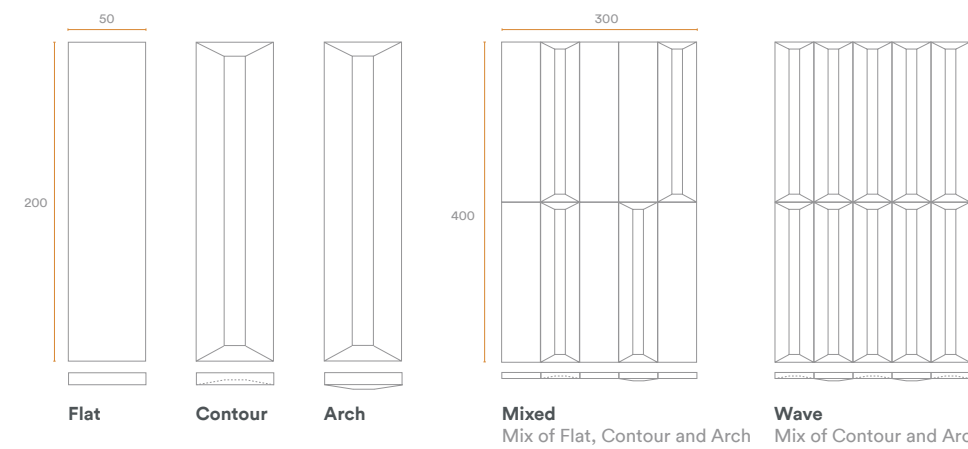
MON-White 5MON501 MON-Peach 5MON502 MON-Blush 5MON503 MON-Cyan 5MON506 MON-Green 5MON505 MON-Ash 5MON504

Gloss colours

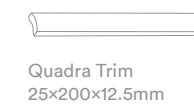


MON-Snow 5MON551 MON-Orange 5MON552 MON-Fire 5MON553 MON-Teal 5MON556 MON-Forest 5MON555 MON-Raven 5MON554

Sizes (mm) and finishes *Tiles are supplied on 300x400mm mesh sheets.*



Special Pieces



Search for Montedoria at solusceramics.com for more information about this range





New range

Homestead

Authentically reflecting the rustic aesthetics of natural oak, Homestead is a stylish and sustainable wood-effect range. Setting it apart from similar products, Homestead's neutrally shaded planks are offered in significantly larger than average formats.



Porcelain | Floors and walls | 4 colours | 2 finishes | 3 sizes

Wood-effect



3HOM102

Homestead

A refined wood-effect range featuring large format products

Elegant and rustic, Homestead comprises a stylish and sustainable selection of extra-large wood-effect planks, designed to enhance both internal and external spaces.

Authentically replicating the essence of naturally grown oak, the collection is offered in a series of neutral shades - delicate white, softly shaded natural, warm beige, and rich caramel - decorated with gentle grains and knots.

Setting it aside from similar ranges, Homestead's formats are significantly larger than average, with products featuring a

Natural R10 (A+B) finish and a Grip R11 (A+B+C) finish provided in sizes of 200x1200mm and 300x1200mm.

Composed of up to 40 per cent recycled content and awarded certification for Leadership in Energy and Environmental Design (LEED), the collection also benefits from a reassuring shod foot wet PTV result of 40+.

Innovative 'StepWise' technology combines a high degree of slip resistance with a surface that is smooth, soft to the touch, and easy to clean. ♦

Homestead can be used to enhance internal and external spaces





3HOM103



Delicate knots and graining decorate the four neutral shades that compose Homestead

Homestead technical details:

Finishes: **Natural R10 (A+B) and Grip R11 (A+B+C)**
 Appearance: **Wood**
 Material: **Porcelain**
 Usage: **Floors and walls**
 Shade Variation: **V2 - Light**

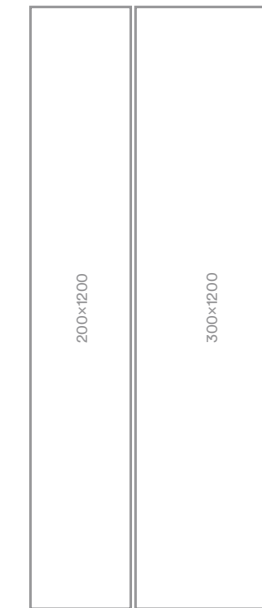


Colours



HOM-White 3HOM101 HOM-Natural 3HOM102 HOM-Beige 3HOM103 HOM-Caramel 3HOM104

Sizes (mm)



PTV results available upon request



40%

Search for Homestead at solusceramics.com for more information about this range



New range

Naples

Reflecting the appearance of full-bodied terrazzo tiles, artisanal techniques combine with cutting-edge technology to create Naples' appealing aesthetic. Featuring large and small ceramic chips, the products effectively produce a porcelain version of their traditional counterpart.



Porcelain | Floors and walls | 6 colours | 2 finishes | 5 sizes

Terrazzo-effect



Naples

Traditional techniques create full-bodied terrazzo-effect tiles

Echoing age-old Italian craftsmanship, the full-bodied terrazzo-style composition of Naples has been achieved using traditional techniques, combined with state-of-the-art manufacturing methods.

The range's eye-catching aesthetics deliver an impressive architectural impact thanks to the combination of large chips and small speckles which have been pressed into the body of the tiles, effectively producing a porcelain terrazzo.

Paying homage to its artisanal inspiration, Naples is a perfect fusion of romanticism and sophistication, complemented by innovation and a tantalising touch of the avant-garde.

Offered in six shades, the products travel in tone from a light pearly base towards soft ivory, subtle fawn, and warm sand before concluding their chromatic journey with rich chocolate and deep charcoal hues.

Ideal for application in extensive architectural environments, Naples is available in five large-scale sizes including 600x600mm, 600x1200mm, 750x750mm, 750x1500mm, and 1200x1200mm, with each product provided in a Natural R10 (A+B) and Polished finish.

A timelessly classic addition to both commercial and residential settings, the collection's versatile nature allows it to be applied in equal success to both floors and walls. ♦



A versatile range, Naples can be applied to floors and walls



Diamond polishing


The polishing process of this unglazed porcelain takes place through the mechanical movement of 32 diamond wheels that rotate at an exact speed and pressure.



Naples technical details:

Finishes: **Natural R10 (A+B) and Polished**
 Appearance: **Terrazzo**
 Material: **Porcelain**
 Usage: **Floors and walls**
 Shade Variation: **V3 - Moderate**

Colours



NAP-Pearl
3NAP547

NAP-Beige
3NAP545

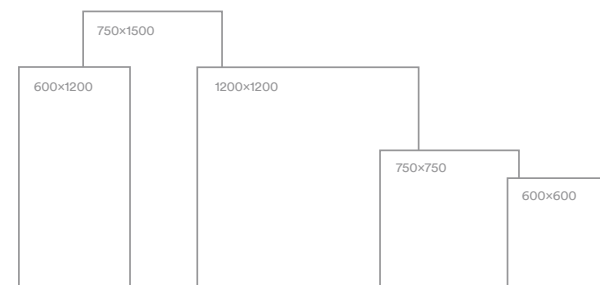
NAP-Ivory
3NAP544

NAP-Sand
3NAP543

NAP-Grey
3NAP548

NAP-Umber
3NAP546

Sizes (mm)



PTV results available upon request. Bespoke cut-to-shape formatting is available, please ask for details.



40%


Search for Naples at solusceramics.com for more information about this range



New range

Crest

A chromatic collection of smooth, convex, and concave tiles, Crest's multi-faceted personality is ideal for creating statement walls with a sense of movement. The range's Matt, Matt Arch, and Gloss Contour options can be beautifully combined to produce three-dimensional designs.



Ceramic | Walls only | 6 colours | 2 finishes | 3 formats

Mono colour



Crest

Create the illusion of movement on smooth surfaces

A minimalist collection with a multi-faceted personality, Crest's lively aesthetics and three-dimensional designs are perfect for creating a sense of movement on walls.

Inspired by the seamless yet uncertain border between land and sea, blurred only by the dance of the waves, the products that compose this range reflect a boundless and unfettered energy.

Offered in smooth, convex, and concave formats, the ceramic tiles mirror the undulating appearance of their inspiration, transforming otherwise undeviating surfaces.

Featuring a white enamel body, this ceramic collection is available in six contemporary yet resolutely refined colours: dazzling white, gentle blush, sage green, navy blue, warm mahogany, and raven black.

Each tile that sits within Crest is offered in a size of 75x300mm, with the Matt option featuring a thickness of 8mm and the Matt Arch and Gloss Contour versions available in a thickness of 13mm.

The varying finishes can be combined to create interior designs featuring truly individual aesthetics. ♦




Create feature walls with Crest's three-dimensional designs



Crest technical details:

Finishes: **Matt and Gloss**
 Appearance: **Mono colour**
 Material: **Ceramic**
 Usage: **Walls only**
 Size: **75x300mm**

Matt Colours




CRE-White 5CRE102 CRE-Blush 5CRE101 CRE-Sage 5CRE103 CRE-Blue 5CRE104 CRE-Mahogany 5CRE106 CRE-Black 5CRE105

Special Pieces



Matt Arch Colours



CRE-White 5CRE102 CRE-Blush 5CRE101 CRE-Sage 5CRE103 CRE-Blue 5CRE104 CRE-Mahogany 5CRE106 CRE-Black 5CRE105

Gloss Contour Colours




CRE-White 5CRE102 CRE-Blush 5CRE101 CRE-Sage 5CRE103 CRE-Blue 5CRE104 CRE-Mahogany 5CRE106 CRE-Black 5CRE105

Matt finish



Crest is offered in six vibrant shades



Search for Crest at solusceramics.com for more information about this range



New range

Viewpoint

Ideally suited for application in extensive architectural environments, Viewpoint's large format tiles can be applied to floors, walls, and ceilings as well as external façades to produce a sense of harmony. Offered in six neutral shades, the products provide a contemporary aesthetic.



Porcelain | Floors and walls | 6 colours | 2 finishes | 5 sizes

Mono colour



Viewpoint

A scale of solid colours creates uniformity between surfaces

Building on a scale of solid colours designed to enhance large architectural backgrounds, Viewpoint highlights geometries and creates uniformity between surfaces.


Composed of six neutral shades including white, beige, grey, ash, tan, and black, the products encourage artistic flair in the surrounding space.

Each tone is offered in a Matt R10 (A+B) finish and can be used to create a completely homogeneous coloured surface uninterrupted by graphics or patterns.

The tiles produce a harmonious visual on floors, walls, and ceilings resulting in an envelope effect in internal environments, as well as providing high technical performance on external walls.

Each porcelain product is offered in a selection of large sizes, ranging from 300x600mm to 1200x1200mm.

The white option also benefits from an extra-large measurement of 1200x2780mm, available in a Matt finish, which is designed for application on walls only. ♦



Viewpoint can be applied to floors, walls, and ceilings



Viewpoint is suitable for application both internally and externally

Truly versatile in nature, each product that sits within the Viewpoint range can be used to enhance internal settings and external façades. The collection's large formats, which extend to a measurement of 1200x2780mm, provide the perfect solution for vast buildings, producing a cohesive and contemporary aesthetic.

Contact your local Solus Area Sales Manager for more information about our Viewpoint range.




Viewpoint technical details:

Search for Viewpoint at solusceramics.com for more information about this range

Finishes: **Matt R10 (A+B) and Matt**
Appearance: **Mono colour**
Material: **Porcelain**
Usage: **Floors and walls**

Colours



VIE-White
2VIW101

VIE-Beige
2VIW106

VIE-Grey
2VIW102

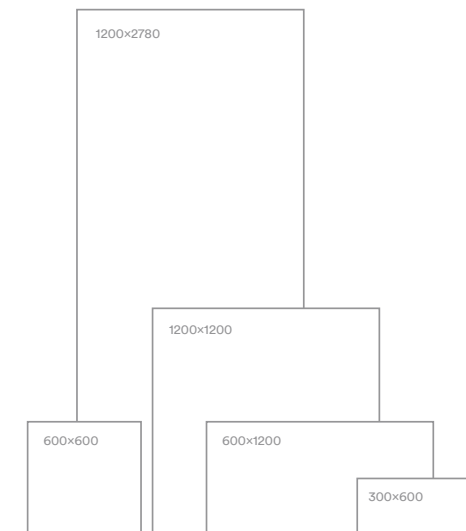


VIE-Tan
2VIW105

VIE-Ash
2VIW103

VIE-Black
2VIW104

Sizes (mm)




PTV results available upon request.



New range

Cylinder

Embodying the bright and breezy palette of the Mediterranean, Cylinder's bold colours and unusual designs create a sense of intrigue on walls. Influenced by the traditional terracotta rooftops that line the region's skyline, the tiles create an interplay between reflected light and shade.



Ceramic | Walls only | 10 colours | 2 finishes

Mono colour



Cylinder

Inspired by the Mediterranean's traditional terracotta rooftops

Inspired by the rustic rooftops that line the Mediterranean skyline, the unique products that sit within Cylinder provide a tantalising interplay between reflected light and shade.

A characterful collection, the concave tiles that compose the range can be used to create undulating designs on walls, culminating in intriguing interior concepts.

Emulating the hues of traditional terracotta tiles, a natural wash decorates Cylinder's most authentic offering - the only product provided in a Matt finish - which serves as a striking contrast to its glossy counterparts.

Mirroring the bright and breezy chroma of the region that influenced its inception, the remaining nine options beautifully embrace the stunning shades that paint the Mediterranean vista, from the ocean to the sunrise and the olive trees that surround the vineyards.

Visually bold, the ceramic tiles, measuring 150x450mm, feature hues of sky, sea, petrol blue, teal, green, silver, mocha, red, and white.

Encouraging artistic flair, the different tones can be combined to create eye-catching visuals, whether they are applied to large surfaces or simply as a decorative touch. ♦



Cylinders' glossy products beautifully reflect the light



Featuring a rainbow of colours, the 10 tiles that compose Cylinder produce bright and bold visuals

Cylinder technical details:

Finishes: **Matt and Gloss**
 Appearance: **Mono colour**
 Material: **Ceramic**
 Usage: **Walls only**
 Shade Variation: **V1 - Uniform (CYL-Natural has a shade variation of V2 - Light)**



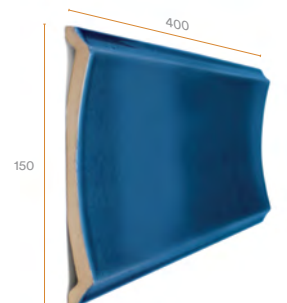
Gloss colours



Matt colour




Size (mm)



Search for Cylinder at solusceramics.com for more information about this range

Certified



Corporation



Partnership puts sustainability at the heart of Solus' operation

Striving to put sustainability at the heart of its operation, Solus is actively seeking to form partnerships with factories that work to the highest possible environmental standards.

With this commitment in mind, the company has teamed up with Florim - the first ceramic company in the world to gain B Corp certification.

To receive this prestigious accolade, Florim needed to prove that it was not only driven by the desire to make a profit but also to positively contribute to the future of the planet and the health and wellbeing of the communities which surround its factories.



Economic, social, and environmental responsibility

Companies that are awarded B Corp status are required to demonstrate that they fully embrace a regenerative business model, as opposed to an extractive one, where tangible actions are reflected in economic, social, and environmental improvements.

Just three per cent of businesses that apply for the certification pass the rigorous verification process, putting Florim among the world's most environmentally evolved companies.





100% of wastewater generated during production is recycled

One hundred per cent of the wastewater generated during the production cycle at each of Florim's sites is recycled.

Furthermore, the company has worked with its partners to develop and implement a series of systems that operate without the use of water, enhancing its already impressive green credentials.



100% of electricity needed to power the factories is self-generated

Florim has installed more than 42,000 m2 of photovoltaic panels and two cogeneration plants which, in optimal conditions, can generate up to 100 per cent of the electricity needed to power its factories.


On top of this, the photovoltaic plants have significantly reduced the company's CO2 emissions. Since 2012, 95,000 fewer tons of CO2 have been produced.



100% of raw tile and slab waste is recovered and reused

At a time when natural resources are reaching unsustainably low levels, Florim has pledged to recover and reuse all of the dust residue and waste produced by raw tiles and slabs.

It also recycles more than 90 per cent of its total waste, either internally or externally, as well as recycling waste generated by other companies.



Raw materials

Each supplier of raw materials is meticulously monitored via a cutting-edge software program to guarantee continuity of quality and reliability of source. The system records a wealth of information including the location of the quarry, its distance from the plant, a recycled content declaration, and technical safety data sheets.

The software allows Florim to ensure that its products are manufactured with carefully selected, controlled 'ingredients', which are blended to create highly sustainable materials.



Packaging

All of Florim's products are packed in reused paper which, in turn, can be recycled by the customer. State-of-the-art machines which modulate and cut the cardboard packaging to measure - reducing waste to zero - have been installed in each of the company's Italian factories.

In partnership with its Italian-based supplier of plastic films, used to cover the finished products, Florim has developed a method to sort and send plastic waste back to the manufacturer for recycling.

The material is then treated and regenerated into a new product.

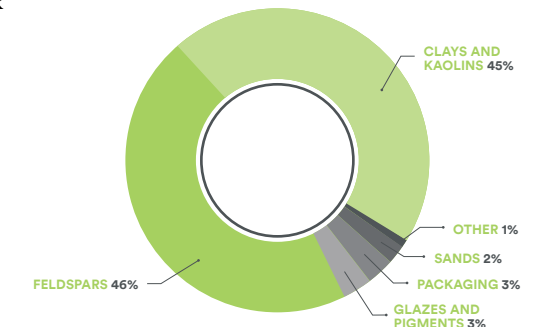



Product

Ceramic products manufactured by Florim are composed from almost 90 per cent of quality natural raw materials: clays, kaolins, feldspars, and sand.

All of the company's products are guaranteed to be eco-friendly, frost-proof, and free from toxic and pollutant emissions.

Products consist of more than 90% of quality natural raw materials





Concrete - Floors and Walls
7 textures | 5 finishes
8 sizes - 200x800 to 1200x2400mm

Cast

A wide range of pieces offering great versatility through mutual combinations


Cast is a highly expressive range of porcelain tiles, inspired by concrete, that offers complexity through a matrix of décors, textured finishes and modular sizes, extending from 200x800mm to 1200x2400mm.

The undecorated grey tiles come in varying finishes which suggest different stages of weathered concrete. The products can be laid on floors and walls, both internally and externally, their neutral grey shades subtly shifting according to finish. Décor is provided by a network of linear incisions that can be filled with brightly coloured grouts, generating a variety of geometric patterns.

The collection presents various tactile properties of concrete through a series of finishes that recall the architectural effects of Rationalism and Brutalism. The designers also drew inspiration from the arithmetic patterns of electronic music, the repetition of forms in nature and elements of traditional embroidery.



Seven finishes form a ceramic alphabet creating meaning through differing combinations



Silica

Powerful visuals create an unrivalled sense of drama

An enigmatic interpretation of freshly mined rock salt, Silica is composed of a naturally evocative selection of tiles.

The products' powerful visuals create an unrivalled sense of drama on both floors and walls, their lightening style veining transforming spaces with a fission of energy.

For more information on this range and the complementary mosaics available visit solusceramics.com.

Marble - Floors and Walls
5 colours | 3 finishes - Natural, Gloss, Textured
5 sizes - 300x600 to 1200x2400mm



Officina

Range is characterised by intricate details and individual nuances

A sophisticated range with a discreet personality, Officina defines the evolutionary journey of modern cement-inspired surfaces.

Featuring shades of pearl, beige, umber, cream, steel, and ash, the collection's neutral palette and individual nuances become a flexible tool in the hands of designers.

The delicately textured structure of the tiles' surface implies a hand-crafted finish, the intricate details of which are beautifully highlighted when reflecting either natural or artificial light.

For more information on this range and the complementary mosaics available visit solusceramics.com.



Concrete - Floors and Walls
6 colours | 3 finishes - Natural, Matt, Grip
11 sizes - 200x200 to 1200x2800mm




A series of dynamic and diverse mosaic ranges

The world is evolving... and so are mosaics

Originating in Mesopotamia more than 4,000 years ago, mosaics have steadfastly stood the test of time, enjoying a rich and vibrant history and a promising future.

From glass to ceramic tiles and stone, the intricate pieces take pride of place in artwork and design concepts worldwide and truly are as popular today as when they first emerged.



Testing visual perception, Cloud embraces the aesthetics of modern mosaics

Augmenting the high esteem in which they are held, the products have evolved over time to appeal to contemporary audiences, metamorphosing to cater to ever evolving tastes and styles.

Solus' seven new ranges – Cloud, Touch, Jewels, Splinter, Lustrous, Mixture, and Quadrant – reflect a new era of mosaics, moving away from traditional concepts towards a more abstract version of the original form that inspired their creation.

Embracing a rainbow of colours, materials, textures, and sizes, each of the collections presents a radical version of its predecessors, responding to the needs of individual projects to produce unique and thought-provoking designs.

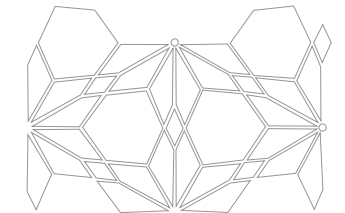
Jewels

An elegant addition to interior design concepts

Mirroring the delicate beauty of stained-glass windows, Jewels' ethereal aesthetics are reminiscent of the leaded mosaics used in sacred medieval architecture.

An elegant addition to interior designs, the range features entrancing geometric shapes and a glass composition that refracts light, creating a lively sense of movement.

Glass - Walls only
8 colours | 1 finish | 1 size




Touch

Inspired by rugged cityscapes and industrial aesthetics


Perfectly imperfect, each surface within the concrete-effect Touch range is completely unique, resulting in the creation of floors and walls which are truly individual.

Inspired by rugged cityscapes and industrial design concepts, the collection features three unique modules of full-bodied porcelain stoneware which can be used to produce different elements, shapes, and dimensions.

Porcelain - Floors and walls
4 colours | 1 finish | 1 size



Touch is composed of a mix of three different modules which are randomly packed.



Splinter


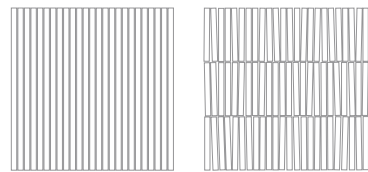
Add surface dimensions to walls and floors

Achieve individual designs and create the illusion of movement on floors and walls through Splinter's system of matter, texture, size, and colour.

The range's mesh-mounted porcelain products are subdivided several times into smaller sizes capable of transforming surfaces and producing unexpected results.



Porcelain - Floors and walls
5 colours | 3 finishes | 3 sizes




Mixture

A blissful union between uniformity and irregularity

Mixture offers a fresh mosaic concept where the shape of the rectangular chip is uniform, while the overall look of the installation is random. Each of the chips features an irregular surface, generating a tactile three-dimensional impression.

A versatile range, the perception of the mosaics can be substantially altered depending on the tone of the grout applied.

Porcelain - Floors and walls
4 colours | 8 mixes | 1 finish | 1 size




Lustrous

Embracing geometric designs and diagonal patterns

A modern mosaic concept centred on structured geometric designs and diagonal patterns, Lustrous' glass tiles are available in a wide array of solid colours and a selection of marble-style blends.

Glass - Walls only
35 colours | 1 finish | 1 size



Layout pattern examples. Please ask for details.


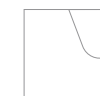
Quadrant

Echoing the aesthetics of traditional hand-crafted patchwork designs

Harking back to an age-old hand-crafted tradition in which pieces of patchwork combine to produce a unique pattern, Quadrant provides a decorative addition to interiors.

Smooth, raw, and coloured tiles can be mixed and matched in different percentages or laid uniformly to produce a geometric effect.

Porcelain - Floors and walls
8 colours | 2 finishes | 1 size





beckworth
emporium

Project

2WDR004

2WDR002

2ATJ101



Project

Beckworth Emporium

Biophilic design embraces the essence of Beckworth Emporium

Drawing inspiration from its rural roots and vast horticultural offering, the recently revamped Beckworth Emporium truly is a masterclass in biophilic design.

Set in the scenic village of Mears Ashby, the independent business, combining locally sourced fresh produce, gifts, and garden supplies with an award-winning restaurant, has benefitted from a major two-million-pound transformation.

Led by KVB Design Ltd, the facility, which was launched in 2008 and is now one of Northampton's most successful destination venues, has undergone a complete refresh and rebrand as well as being significantly extended to create a new kitchen, office space, and warehouse.

The footprint of the original restaurant has also been increased to accommodate more than 300 diners, with a further 100 covers catered for externally. Reflecting the essence of the original eatery, The Restaurant in the Glasshouse has been cleverly composed to appeal to its loyal customer base as well as to attract a new cohort of visitors, enabling the business to develop and expand.

Senior Designer Gillian Fisher explained the process behind the concept: "The previous restaurant evolved over many years and won a place in customers' hearts and minds. The challenge we faced was in tying together the brand-new glasshouse building with the existing infrastructure and mirroring the ethos of the original restaurant in every aspect of the refreshed interior."

The team successfully replicated the cosy and welcoming ambiance that enveloped the former dining area by dividing the venue into a series of distinct zones, resulting in a highly flexible space capable of catering for large parties as well as intimate dinners for two and everything in between.

A nod to the eatery's heritage of alfresco dining, biophilic design principles were employed throughout, with large scale pot plants strategically placed within the seating area and baskets brimming with luscious foliage hanging from the rafters. Further augmenting the concept of bringing the outdoors in, a stunning glazed canopy wraps around the restaurant, allowing guests to enjoy panoramic views of the horticultural retail space. >



Victorian inspired tiles reflect the aesthetics of traditional glasshouses

The warm, natural vibe is enhanced by a pleasing palette of tan and chocolate leather combined with dark timber, creating an atmosphere that is both luxurious and supremely relaxing. Striking blue banquettes topped with floral trims sit upon Solus' Morocco tiles, inspired by designs synonymous with the Victorian era, which are present throughout the design.

Gillian added: "The Morocco tiles are reminiscent of Victorian glasshouse floor grates, so they were perfect for the space. They have been used to great effect around the large U-shaped bar and around the banquette seating which runs along the spine of the restaurant. We also used a narrow strip along the two glazed perimeter walls which really helps to create the glasshouse feel we were after."

A neutral palette decorated with pops of colour provides a classic design with a contemporary twist

A contemporary aesthetic has been composed in the dining area through the application of Solus' concrete-effect Format tiles in complementary shades of dove grey and soft charcoal which sit alongside a raven toned décor version sourced from the same range. The Format product in shades of charcoal has also been laid externally, in a robust Grip R11 finish, next to brickwork salvaged from the original restaurant floor, creating a subtle link between the indoor and outdoor space.

The garden inspired theme continues in the customer WCs where greenery hangs in baskets from spherical light fittings. A sophisticated aesthetic is achieved through warm ivory and deep grey shades which adorn the walls, combined with dove grey floor tiles from the Format range. The products also feature alongside subtle lighting and rustic wood panels in the revamped gift shops, completing the venue's stunning renovation. ♦



Lee Simmonds

East Midlands, North West Home Counties, and Staffordshire
Solus Area Sales Manager

“Biophilic design provides a blissful union between inside, and outside”

KVB Design Ltd has cleverly embraced the original essence of Beckworth Emporium while simultaneously giving the venue a fresh new feel. By applying biophilic design principles, the team has created cohesion between the outdoor and indoor space, resulting in a serene atmosphere that will continue to appeal to its longstanding client base while also attracting new customers.

The juxtaposition of the concrete-effect Format tiles and the traditional appearance of the Morocco range looks incredible, creating a modern interpretation of the classic Victorian glasshouse.”

leesimmonds@solusceramics.com

Interior Designer: KVB Design Ltd
Principal Contractor: Swan Innovations and Andy Thornton
Tiling Contractor: Richmond Ceramics
Photography: Tom Lee

Tiles used in this project:
Howell 2WDR002, Format range
Ansbach 2WDR003, Format range
Gladbeck 2WDR004, Format range
Ansbach Décor 2WDR003d001, Format range
Akerly 2ATJ101, Morocco range

Creating cohesion, concrete-effect tiles have been applied throughout the venue



CLOAKROOM

FOYER BAR

DRESS CIRCLE

STALLS
BAR
TOILETS
DRESS C
TOILETS



TRAFALGAR
THEATRE

Project

3CXG102

3CHR105

3CHR102



Project

Trafalgar Theatre

Dramatic Art Deco detail takes centre stage at restored theatre

Decadent in detail and grand in design, the Grade II listed Trafalgar Theatre has been lovingly returned to its former glory thanks to a multi-million-pound investment which has revealed its authentic Art Deco features after decades of concealment.

Under the direction of award-winning architectural practice Foster Wilson Size, the facility, which first opened its doors in 1930, has been painstakingly restored to inspire a new generation of visitors. Located in London's bustling West End and surrounded by famous landmarks including Big Ben, Buckingham Palace, and Downing Street, the building, owned by Trafalgar Entertainment, has for years commanded significant cultural and historical interest.

Beginning its journey as Whitehall Theatre, it was adapted in the 1990s and divided into two separate spaces to accommodate a television and radio studio before being relaunched as Trafalgar Studios, a live performance venue, in 2004.

It has now come full circle, with the original single auditorium reinstated and its Art Deco details, created by renowned


interior designers Marc-Henri Levy and Gaston Laverdet, proudly showcased once more. Eye-catching and opulent, the aesthetics that characterise the movement are instantly evident on arrival, encouraging guests to step back in time to a glamorous bygone era.

Epitomising the essence of Style Moderne, a sensational statement floor featuring silver and charcoal products from Solus' Marbling collection adorns the spacious lobby, complemented by larger format wall tiles from the Virtue range. The marble-effect appearance of the three porcelain products exudes a timelessly classic aura, with gentle veins and clouding providing a whisper of mystique and a hint of nostalgia, beautifully replicating the authentic composition of the space. Creating cohesion, the partnership is mirrored in the impeccably refurbished foyer bar.

Taking centre stage, and again paying tribute to the theatre's initial configuration, the awe-inspiring auditorium has been returned to its heyday thanks to historical photographs which were used to guide the design process. >



Mirroring the original Art Deco design, opulent marble-effect tiles create a sensational statement floor



Jonathan Size, Partner at Foster Wilson Size, commented: “Having images of the venue to refer to was absolutely key to the success of the project, enabling us to echo the initial composition so that theatre-goers can continue to enjoy the legacy of this incredible space for decades to come. It was wonderful to be able to source tiles from Solus that were so similar to the products chosen by the original designers and could really pay tribute to their vision.”

A sense of drama is reflected in the beautifully restored main auditorium

The monotone flooring and dated red seats in the performance space, synonymous with theatres up and down the country, have been replaced with patterned carpet and 630 new chairs, specially crafted for enhanced comfort. Reflecting the palette of the 1930s, bold prints in racing green, sage, yellow, and cream juxtapose against the dynamic black, silver, bronze, and metallic hues that decorate the surrounding space, providing an intense backdrop to live shows.

A sense of drama is instilled through the exquisitely restored grand ceiling and proscenium arch, while the balcony frontage, which was carefully stored for many years, has been refurbished to spectacular effect. To adhere to modern guidelines, technical and service facilities have been significantly upgraded to offer more powerful and energy efficient ventilation systems.

Contemporary limestone-effect tiles from Solus’ Eminence range create a dark and brooding visual in the first-floor male and female WCs, their smouldering shades enhanced by sparkling white wall tiles from the Cosmopolitan collection, with the latter gracing the back of house shower facilities. ♦



John Rose
North London and North West London
Solus Area Sales Manager

“Authentic refurbishment has returned theatre to its former glory

The restoration and re-launch of Trafalgar Theatre heralds an exciting new era, both for the venue and the wider West End district. The building has been an important part of the area’s physical and cultural landscape for almost a century, so it is great to see its rich and vibrant heritage proudly displayed.

Foster Wilson Size has revealed an array of stunning Art Deco details; their authenticity beautifully complemented by new features designed to reflect the unmistakable style of the 1930s.”

johnrose@solusceramics.com

Architect: Foster Wilson Size

Principal Contractor: GF Holding


Photography: Tom Lee

Tiles used in this project:

Latour 5PRP230, Cosmopolitan range
Purity 3CXG102, Virtue range
Moondance 2AGX105, Giglio range
Siyah 5LGA102, Vogue range
Celebrity 2WWT104, Eminence range
Rise 2WWT105, Eminence range
Sheeny 3CHR105, Marbling range
Glisten 3CHR102, Marbling range

Inspired by 1930’s design concepts, Giglio provides a theatrical aesthetic

Ash grey porcelain products also sourced from the Eminence range have been laid in the second-floor ladies’ WCs alongside intriguing hexagonal ceramics chosen from the Giglio range, the classic monochrome colouring of which bedecks the walls. The male toilets in the stalls have been refreshed, featuring raven toned gloss wall tiles from the Vogue collection.



Guided by original images of the theatre, the venue’s renovation pays tribute to its past





O'CONNOR GROUP LTD.

O'Connor
Utilities

Project



Project

O'Connor Utilities

Pioneering project puts employees at its heart

Bold in its brief and ahead of the curve, a pioneering project to create a destination workplace for employees at O'Connor Utilities' flagship headquarters is an inspirational example of human-centric design.

Led by Habit Action, every element of the once dated three-storey building, located in Greater Manchester's recently established business district of Stockport, has been carefully considered to reflect the needs of a contemporary workforce.

An aura of opulence, representative of the company's growth and stature, envelops employees and visitors as they step into the new glass-fronted lobby and onto authentic Terrazzo tiles supplied by Solus. Luxurious in appearance and hardwearing in nature, the products offer a subtle hint to the composite materials that the business works with on a day-to-day basis. Creating cohesion throughout the space, the products have also been laid in the lift cars and corridors on each level.

Sophisticated shades of chocolate, umber, dove, and smoke grey combine to create a serene ambiance in the spacious ground floor reception, where a dramatic bronze light fitting cascades from the ceiling. Impressive in its presentation, the fixture's corkscrew-inspired composition beautifully replicates the image of a drill, while eye-catching glass fins featuring copper detail reflective of metallic cabling create pleasant partitions between the workspace, visitor seating area, and reception.

Luscious green pot plants provide a pop of colour in the adjacent open-plan offices, further enhanced by a living wall which provides sound-absorbing qualities.

Lead Creative at Habit Action Michelle Carr commented: "The workplace landscape has seen a seismic change since the beginning of 2020 and, being an innovative company, O'Connor Utilities realised the importance of creating a destination office that people actively want to work in. >



Terrazzo tiles create a luxurious visual in the reception

“To bring its employee-focused vision to life, we completely renovated and refurbished the building to produce an environment that was professional yet luxurious, mirroring both the business’ success and providing subtle hints to the utilities sector.”

A fully fitted gym, complete with an array of hi-tech equipment, has been introduced on the ground floor, its contemporary aesthetics designed to rival any commercial equivalent. Echoing the sleek appearance of the surrounding space, the floors of the modern superloos and shower facilities are graced with Solus’ basalt-effect tiles from the Colony range while a trio of products from the Arena collection, decorated with either yellow, green, or grey detail on a crisp white background, add a fresh and funky vibe to the walls.

A stylish palette of vibrant red combined with sliding shades of grey adorns the vast first floor office space, composing a chic and modern ambiance. The urban vibe is continued in the break-out area which offers employees a bona fide hiatus from work thanks to the provision of restaurant-style banquettes in on-trend teal, a counter, and individual tables.

Bronze, copper, and burgundy shades create a high-end aesthetic

In keeping with the company’s brief, the second-floor space encourages team members to unwind and socialise with one another thanks to the addition of a plush bar where events and activities are held. Beautifully designed and featuring bronze, copper, and burgundy tones, coupled with high-end finishes, the setting perfectly emulates swanky city centre night spots.

Complementing the luxurious atmosphere that is present throughout, the superloos on each level do not disappoint. Solus’ silver and white terrazzo-effect tiles from the Peppered range have been laid on each floor, while ochre, racing green, and crimson products from the Westlock range adorn the walls, adjacent to micro mosaics in corresponding shades from the Villes collection, adding a touch of boutique glamour to the project. ♦



Jo Burley

West Central London, West London and Essex
Solus Area Sales Manager

“Sleek and sophisticated revamp reflects company’s success

Habit Action has completely transformed O’Connor Utilities’ new headquarters from an uninspiring and dated 1990s office block to a contemporary environment that offers employees far more than just a place to work.

The sleek and sophisticated aesthetics are present in every part of the design and the attention to detail is second to none. It was a privilege to be part of this project and to see the impact that Solus’ tiles have made in bringing the company’s vision to fruition.”

joburley@solusceramics.com



Micro mosaics add a touch of glamour to the stylish superloos on each floor



Interior Designer / Principal Contractor: Habit Action

Photography: SCOPIC Productions

Tiles used in this project:

- Fitness Composition 2JDD104, Arena range
- Sports Composition 2JDD102, Arena range
- Games Composition 2JDD105, Arena range
- Roche 6TXT111, Villes range
- Narbonne 6TXT109, Villes range
- Toulon 6TXT119, Villes range
- Elbert 5SPR217, Westlock range
- Haakan 5SPR213, Westlock range
- Maine 5SPR282, Westlock range
- Fouta 7BAB015, Terrazzo range
- Sprinkled 2HPD109, Peppered range
- Isseka 2LJF014, Colony range



**The Terrace
Wimbledon**
Project

3SCT0049

3SCT0044



Project

The Terrace, Wimbledon

Timeless refresh reflects Wimbledon's traditional palette

The Terrace servery in Centre Court is the latest venue to be redesigned as part of a long-running project to refresh a series of restaurants, bars, and cafés located within The All England Lawn Tennis Club's (AELTC) iconic Wimbledon grounds.


SHH Interior Design & Architecture teamed up with the AELTC in 2013 and has successfully refurbished hospitality facilities including the Media Restaurant, Champions' Room, Walled Garden, Courtside Restaurant and Members' Brasserie. The over-arching brief for each project was to complement the AELTC's 'tennis in an English garden' concept.

One of the venues that caters for Centre Court debenture holders during The Championships, The Terrace offers simple yet satisfying food and beverages for short stay visits. It also hosts larger events, including drinks receptions, throughout the

year. A key focus of the revamp was to improve the overall guest experience, as well as the quality of the meals served.

Hetty Wheeler, Architectural Designer at SHH Interior Design & Architecture, explained: "The intention was to create a spacious, functional eatery which could facilitate live front of house food preparation - relieving back of house kitchen pressures - and provide an enjoyable dining experience for Debenture holders.

"The vision was to provide The Terrace with a fresh and bright interior feel which brings the excitement of outside, in. This was achieved through the use of natural tones within the décor, along with planting and a distinctive floor tile design which runs seamlessly, both internally and externally. Striped lengths of green and off-white present a subtle nod to the grass courts that surround The Terrace restaurant." >



Floor to ceiling glass doors provide stunning views of Wimbledon

Floor to ceiling sliding glass doors feature around the perimeter of the dining space, bathing the space in natural light, while oak panelled screens at waist height help to delineate the space.

A significant number of tiles from Solus' Travertine 1 range – totalling 732sqm – form part of an elegant design that now decorates the restaurant floor. The green / grey products have been laid adjacent to lighter coloured tiles from the same collection, resulting in a subtle yet chic aesthetic. The tiles' neutral colouring and gently dappled visuals beautifully augment the ribbed oak fronted counters and ceiling slats.

Featuring a Bocciardato R11 (A+B) finish, each of the porcelain products provides the perfect flooring solution for areas of high footfall thanks to their hardwearing nature and slip-resistant qualities.

Creating a contemporary visual in the WCs, dove grey porcelain tiles sourced from Solus' Rockface collection adorn the walls, their Gloss finish further enhancing the in-vogue design of the rest rooms. ♦



Michael Irvine
Solus Head of London Sales

“**Elegant refurbishment embraces ethos of Wimbledon**”

SHH Interior Design and Architecture's in-depth knowledge of the AELTC brand can be clearly seen in The Terrace's sophisticated redesign.

The team's use of Wimbledon's iconic colour scheme creates a link between the restaurant and other venues within the grounds while the internal and external application of Solus' green toned Nigella tiles, sourced from the Travertine 1 range, provides a nod to the world-famous tennis courts.

michaelirvine@solusceramics.com



Interior Designer:
SHH Interior Design & Architecture

Principal Contractor:
Portview

Tiling Contractor:
Tyrene Tiles

Photography:
Alastair Levin

Tiles used:
Nigella 3SCT0044, Travertine 1 range
Asus 3SCT0049, Travertine 1 range
Pomak 2CAA815, Rockface range



**Tillermans
Court**

Project



Project

Tillermans Court

Cutting-edge development creates a vibrant community atmosphere

The first phase of a major project led by global real estate giant Greystar has been completed, transforming a decades' derelict factory site into a contemporary apartment complex designed to deliver a vibrant community atmosphere.

Tillermans Court, which overlooks The Grand Union Canal in Greenford, is one of five bespoke 'build-to-rent' blocks earmarked for an eight-and-a-half-hectare plot of land once occupied by GlaxoSmithKline and Hovis.

Sustainability sits at the heart of the ambitious project, with material sourced from the original factory buildings used to raise the site levels, creating a new south facing canal-side amphitheatre and canalboat moorings.


The building's factory-based manufacture and assembly are also credited with reducing CO2 emissions by 26,000 tonnes compared to an equivalent on-site construction, achieved by minimising the amount of concrete used, and significantly decreasing both vehicle movements and the production of waste.

Combining high-end accommodation, which benefits from an abundance of amenities including a dog grooming salon featuring Solus' bespoke-cut pink Osakis tiles, with commercial and retail space, the 14-storey development is the first large-scale scheme to be undertaken by Greystar in the UK - and its biggest project worldwide.

Consisting of 379 residences, comprising studio, one, two, and three-bedroom apartments, the interior, delivered by HTA Design LLP, embraces an 'eclectic industrial' aesthetic, reflecting the site's rich urban heritage and the varied demographic of its occupants.

The refined double-height entrance offers a sense of spaciousness, further enhanced by dappled concrete walls, while a feature wall in rich chocolate, and a raven coloured ceiling contribute a sense of drama. Walnut timber adds to the elegant aesthetic, complemented by a bespoke mosaic floor featuring white, black, green, and pink tiles from Solus' Fornia range, bordered by charcoal coloured porcelain products from the Program collection. >

A bespoke mosaic floor provides an elegant first impression



Partner at HTA Design LLP Lucy Smith commented: “The interior concept of Tillermans Court reflects the site’s industrial history while also offering a contemporary twist designed to appeal to modern renters of all ages, whether they are couples, friends, individuals, or families.

“Bespoke mosaic tiles supplied by Solus, and an impressive large-scale custom-made chandelier create a sense of grandeur in the entrance, while exposed concrete and hand-crafted furniture made of dark timber provide an edgy urban vibe. Adding cohesion to the communal areas, the mosaic has also been used on the top floor which was designed to encourage social activity among tenants.”

Floors 1-13 feature beautifully appointed boutique accommodation decorated in a neutral palette, while wooden flooring and large windows bathe the rooms in natural light.

Occupants can relax and unwind in the contemporary bathrooms and en-suites, which feature floor tiles from Solus’ Format range, in either dove grey or charcoal, alongside ivory and white wall tiles sourced from the company’s Fabien collection.



Catering to contemporary tenants, Tillermans Court features an extensive array of social amenities

The top storey represents the social hub of the complex, where tenants can enjoy a generous selection of amenities including lounges, a private dining room with kitchen, bar, games room, cinema, children’s playroom, and gym. Reflecting modern needs, co-working spaces are also available, along with a stunning external terrace.

The sense of community that is intrinsic to Tillermans Court not only envelops those who live within the building, it also extends to residents in the surrounding area. A central public realm, canal bridge, and walkway have been created for public use, while sections of the ground floor, accessed via a separate entrance to the accommodation, have been earmarked for retail and commercial space, providing much-needed facilities and employment opportunities for local people. ♦



John Rose




North London and North West London
Solus Area Sales Manager

“An inspirational and innovative blueprint for future residential developments

Tillermans Court is an innovative development which will undoubtedly set the blueprint for residential projects going forward. Creating a sense of community - which many people have missed in the past few years - and focussing on sustainable construction methods that don’t compromise aesthetic integrity has proved to be a winning combination for HTA Design LLP.”

johnrose@solusceramics.com

Stylish bathrooms and en-suites feature a selection of Solus’ tiles



Interior Designer: HTA Design LLP
Principal Contractor: Tide Construction
Tiling Contractor: AB Flooring
Photography:
HTA Design LLP / Billy Bolton / Nick Harrison

Tiles used:
Float 6QMR550, Fornia range
Orpheus 6QMR573, Fornia range
Arboretum 6QMR565, Fornia range
Flora 6QMR572, Fornia range
Martin 2TBT853, Program range
Howell 2WDR002, Format range
Ansbach 2WDR003, Format range
Alwin 5FAB212, Fabien range
Albion 5FAB220, Fabien range
Osakis 2CAA818

“El Clásico” in Clerkenwell

Construction Sport promote mental health in the construction industry

At the time of going to press, anticipation was building for the Community Cup clash between plucky upstarts, Solus and industry giants, Shephard Robson Architects. In what promised to be a thrilling “David and Goliath” contest, the match kicked off at 18.30 on Thursday 10th February near the Solus London Showroom on Clerkenwell Road.

Construction Sport, a charitable organisation created by construction workers to raise awareness of the issues surrounding mental health within the sector, were in attendance to photograph the contest and to promote the wonderful work they do to develop sporting culture in the construction industry.

With such a high-profile match, Ian Hamilton had no difficulty securing sponsorship from Mapei for the Solus Team – let’s hope it helped with midfield cohesion.



Left: Max Milton & Matthew Evans - Sheppard Robson Architects
Right: Ian Hamilton & Michael Irvine - Solus



Shephard Robson sported kits sponsored by Pamesa, who also sponsor a team you may have heard of - Villareal CF. The Solus team kit bore the initials of late Solus Chairman, Peter Bentley, who was an avid football fan and would have been difficult to keep on the bench.

After their likely victory, Solus will have their sights firmly fixed on upcoming contests with AHMM, Aukett Swanke and Hawkins Brown. ♦

SHEPPARD ROBSON v SOLUS



Duration: 45 to 60 minutes

The seminar includes information on the Equalities Act and British Standards, as well as slip resistance requirements, wet area tiling, movement joints, NCS colour scheme, calibration, and corundum inserts.

Book your free seminar at
solusceramics.com
0121 753 0777
info@solusceramics.com


An overview of tile specification

The main aims of this seminar are to:

- Provide the specifier with ongoing technical and product information as part of continuous professional development
- Discuss subjects which will help the specifier utilise floor and wall tiles avoiding any potential issues
- Provide knowledge and technical support in all areas of supply right through to installation
- To ensure correct detailing for the laying and application of ceramic and porcelain tiles



Solus have launched a new website where you can buy exquisite tiles at clearance prices



For almost thirty years, Solus has supplied prestige architectural projects including car showrooms, restaurant chains, corporate headquarters, luxury hotels, and transport hubs.

As a result, Solus have an extensive range of quality surplus stock. Visit [soluswarehouse.co.uk](https://www.soluswarehouse.co.uk) to browse hundreds of outstanding products available now at clearance prices.