



Introducing the incredible diversity of modern tile designs





## Special edition showcases ten stunning new or enhanced ranges

Our latest edition of Quarter features ten ranges that are as diverse and dynamic in design as they are aesthetically appealing. Carefully chosen for their stylish appearance, exceptional performance and environmental credentials, each of the products is sure to inspire your imagination.

We will introduce you to an eye-catching pair of patterned options in the form of Melange, a hexagonal range which features intricate artistic prints, and Sixties, a bold selection of funky encaustic tiles. For specifiers looking to add a splash of colour to their interior projects, Contrast is the perfect option, offered in a palette of 10 vibrant shades.

A quintet of stylish stone-effect products are also showcased in Quarter 23, from the mesmerising marble-inspired Luxurious and Palace, to Community and Terrestrial, which reflect the appearance of limestone, and Materialise which beautifully imitates stone.

**Marcel Thomas**, Marketing Manager  
marcelthomas@solusceramics.com

### DIRECTORS

**Peter Bentley**  
peterbentley@solusceramics.com  
Chairman

**Marcus Bentley**  
marcusbentley@solusceramics.com  
Managing Director

**Ryan Bennett**  
ryanbennett@solusceramics.com  
Finance Director

**Stephen Baker**  
stephenbaker@solusceramics.com  
Commercial Director

**David Overton**  
davidoverton@solusceramics.com  
Sales Director

### LONDON REGIONAL SALES

**Jo Burley**  
joburley@solusceramics.com  
+44 (0) 7771 850 058  
London West Central, West, Essex and Hampshire

**Beatriz Garcia**  
beatrizgarcia@solusceramics.com  
+44 (0) 7936 368 992  
London West Central, West, East Central, East and Kent

**Pete Toule**  
petetoule@solusceramics.com  
+44 (0) 7917 064 853  
London East Central and East

**John Rose**  
johnrose@solusceramics.com  
+44 (0) 7912 479 613  
London North and North West

**Michael Irvine**  
michaelirvine@solusceramics.com  
+44 (0) 7717 788 578  
London South West, South East and West Sussex

**Mark Ayliffe**  
markayliffe@solusceramics.com  
+44 (0) 7896 266 561  
London South East, East Central, East, South West and East Sussex

### UK REGIONAL SALES

**Ross Murray**  
rossmurray@solusceramics.com  
+44 (0) 7799 867 296  
Scotland, Northern England and Ireland

**Claire Hulme**  
clairehulme@solusceramics.com  
+44 (0) 7860 850 498  
North West England and North Wales

**Lee Simmonds**  
leesimmonds@solusceramics.com  
+44 (0) 7885 893 154  
Midlands, Staffordshire, Shropshire and Home Counties

**Mark Blamires**  
markblamires@solusceramics.com  
+44 (0) 7590 883 132  
North East and East England

**Nathan Manley**  
nathanmanley@solusceramics.com  
+44 (0) 7595 203 314  
South West England, Mid Wales and South Wales

### ENGINEERED HARDWOOD & ORGANIC FLOORING DIVISION

**Aaron Smith**  
aaronsmith@solusceramics.com  
+44 (0) 7761 511 352  
West London, South London and Home Counties South

**Alex Hutchison**  
alexhutchison@solusceramics.com  
+44 (0) 7761 511 351  
East London, North London and Home Counties North

**Richard James**  
richardjames@solusceramics.com  
+44 (0) 7530 622 310  
Midlands, North West England and Wales



**Ross Murray**  
rossmurray@solusceramics.com  
+44 (0) 7799 867 296  
Scotland, Newcastle and North East England

**Stephen Baker**  
stephenbaker@solusceramics.com  
+44 (0) 7919 047 934  
Nationwide



**Head Office & Showroom**  
Unit 1 Cole River Park,  
Warwick Road,  
Birmingham, B11 2QX  
+44 (0) 121 753 0777  
sales@solusceramics.com

**Clerkenwell Showroom**  
80 Clerkenwell Rd,  
London, EC1M 5RJ  
+44 (0) 203 282 8466  
sales@solusceramics.com



## contents

### new tile ranges

- 06 melange**  
Stylish coloured and patterned hexagons
- 12 community**  
Inspired by French Renaissance architecture
- 18 contrast**  
A contemporary take on the classic Metro Tile
- 24 terrestrial**  
Embracing four elements of Earth
- 30 luxurious**  
Striking marble and onyx tiles realised in porcelain
- 36 palace**  
An expansive and modernised marble effect range
- 42 sixties**  
Synonymous with the style of the swinging sixties
- 48 materialise**  
The embodiment of stone presented in four textures

“

As we wave goodbye to a challenging 2020, and look forward to a brighter year ahead, we are all hopeful that a sense of normality will soon return. With this in mind, our dedicated team has been busy sourcing a selection of on-trend, high-quality products, to assist you in creating inspirational design projects throughout 2021 and beyond.

**Stephen Baker**, Commercial Director



### new wood ranges

- 54 herringbone**  
A high-tech version of real herringbone wood flooring
- 58 endgrain**  
An eye-catching take on engineered hardwood

### intelligence

- 04 New 40-40 brochure**  
Addressing the need for eco-friendly, antislip porcelain tiles
- 60 Remote CPD seminar**  
Solus is offering a remote-access RIBA certified CPD seminar



# Managing sustainability in porcelain tiles

Solus is frequently asked by specifiers to supply products which have a Pendulum Test Value (PTV) of greater than 36 - the preferred slip resistance level set by the Health and Safety Executive.

We also understand the importance of providing LEED and BREEAM certificates for the materials we offer, and of sharing with our specifiers information regarding the carbon footprint of our factories.

Our dedicated team possesses decades of combined knowledge and experience regarding the technical and environmental characteristics of tiled flooring, ensuring our specifiers choose the right products for their projects. Please contact your local Area Sales Manager for advice; they will be more than happy to help.



A Pendulum Test Value is measured with a piece of equipment called a pendulum machine. This equipment is used to simulate the action of a shoe or a bare foot by swinging different density rubber sliders across a section of flooring. Wet environments are simulated by spraying potable water onto the test surface, usually after a dry test has been performed.

## Solus launches a new and exclusive 40-40 brochure

We are delighted to launch our new digital brochure, featuring a selection of on-trend tiles composed using a minimum of 40% recycled content, and with a score of more than 40 when a shodfoot wet PTV test is undertaken. The series has been developed following extensive research into Solus' existing product ranges, and showcases an ensemble of tiles that are both sustainable and durable.

More than 100 products, selected from 20 stylish ranges, are featured within the literature. They have been grouped into nine distinct categories based on their appearance, from patterned concrete to natural stone and wood. The products are suitable for use on walls and floors alike, making the brochure the 'go-to' place for specifiers designing environmentally conscious projects that require high anti slip performance.

Please visit our website – [solusceramics.com](http://solusceramics.com) - or ask your local Area Sales Manager for more information.





melange

2MTD101

Porcelain  
Floors and Walls



## melange

A stylish selection of hexagonal patterned porcelain tiles

A contemporary selection of hexagonal tiles, the stylish Melange range offers a dynamic alternative to the traditional square and rectangular formats that have previously dominated interior designs.

Dating back to the Roman era, this eye-catching shape peaked in popularity in the early 18th Century, first appearing as sophisticated architectural forms in the trend-setting countries of Italy and Spain.

In modern designs, hexagonal tiles have become increasingly fashionable, actively used to create design flair thanks to their unusual shape and ability to adapt to both classic and eclectic interiors.

The impressively patterned Miscellany features intricate and artistic prints, offering a subtle hint of sophistication. The tile's decorative appearance is composed of a white foundation colour, enriched with delicate grey, beige and cream hues – a stylish option for floors and walls.

Intermix and Incongruity display unique patterns using charcoal, white and grey tones. The former embodies a community of detailed prints, all of which combine to create the perfect blend of shaded shapes. Incongruity provides a striking decorative effect, fusing circular and hexagonal elements to offer a medley of powerful patterns.

Striking in its simplicity, Modulation is a classic interpretation of the hexagonal tile trend, with its neutral shades allowing the shape to take centre stage. Assorted offers a colourful take on the traditional hexagonal design, featuring a combination of pastel shades in yellow, green, pink and cream, beautifully paired to form a striking geometric pattern. Applying Modulation and Assorted to spaces on a large scale guarantees a design that will truly make an impression.

Melange's beauty is characterised by its hexagonal shape, while the presence of colour and patterned designs enhances the versatile nature of this unique range. The products are available in a Natural R10 finish and a selection of sizes. ♦


Neutral shades and subtle patterns allow the hexagonal shape to take centre stage



**melange** technical details:

Finish: **Natural R10**  
 Appearance: **Patterned**  
 Material: **Porcelain**  
 Usage: **Floors and walls**  
 Shade Variation: **V4 - Heavy**

**Patterns**




**Size (mm)**



*PTV results available upon request*

*Absolute alignment of the pattern cannot be guaranteed*



Create eye-catching designs with  
 this range of patterned tiles





3HCS101

community

Porcelain  
Floors and Walls



3HCS105

# community

Inspired by the grand architecture of the French Renaissance

The inspiration for this contemporary range originates from a picturesque French region, nestled along the course of the Loire River, known as the Garden of France.

The abundance of castles and châteaux that sit within the region were built during the early French Renaissance, in an architectural style that has been beautifully captured in the essence of Community.

Drawing its aesthetics from a mix of aged sandstone and limestone, the range comprises a selection of square and geometric mosaic tiles. Available in three sizes, two finishes and the sophisticated ivory, fawn and grey colour options

of Smoke, Grey, Ice, Sand and Vision, Community is truly versatile, used in equal success to create a clean look or a dynamic design.

In addition to the standard 300x600mm and 600x600mm sizes, a 600x1200mm large format option is also offered, capable of creating a greater sense of spaciousness in elegant and contemporary environments.

The Matt R10 (A+B) finish scores highly in slip resistance tests and, combined with a 600x600mm size option available in an R11 (A+B+C) anti slip finish, Community is ideal for commercial projects where safety is paramount. ♦



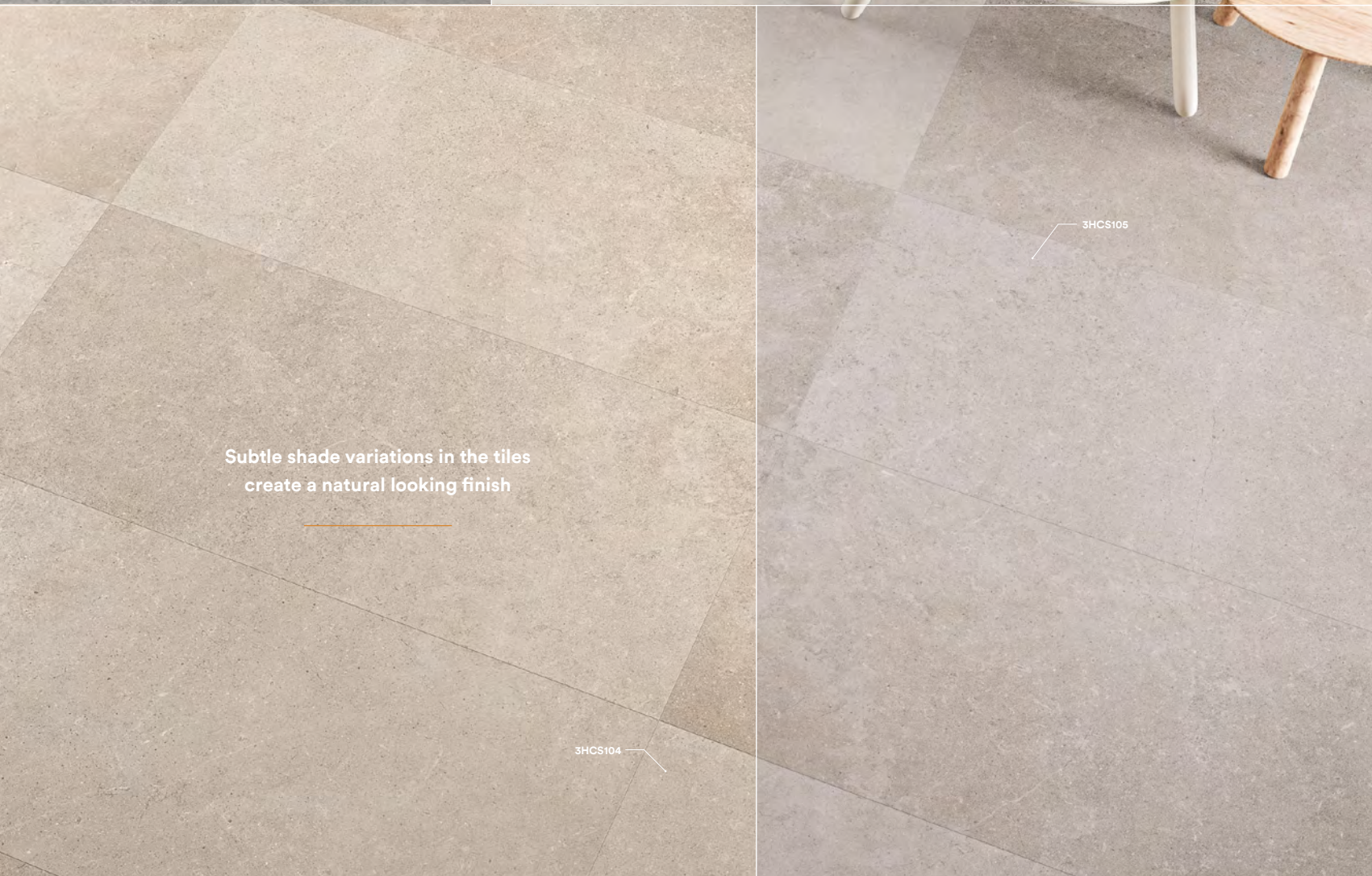
3HCS101m101

3HCS101

3HCS101

Striking geometric mosaics can be used to create a contemporary aesthetic






**community** technical details:

Finishes: **Matt R10 (A+B) and Anti Slip R11 (A+B+C)**  
 Appearance: **Limestone**  
 Material: **Porcelain**  
 Usage: **Floors and walls**  
 Shade Variation: **V3 - Moderate**

**Colours**




Locality 3HCS103    Public 3HCS104    Nation 3HCS105    Residents 3HCS102    Hamlet 3HCS101



**Mosaics**


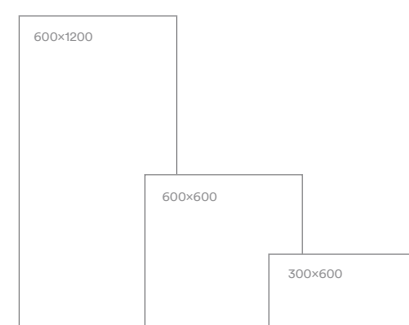
Available in all colours in 300x300mm



Mosaic A    Mosaic B

**Sizes (mm)**

PTV results available upon request





**contrast**

Ceramic  
Walls only



## contrast

Versatile range lends a delicate aesthetic to interiors

Embracing the delicate aesthetics created by small but perfectly formed wall tiles, Contrast features 10 shade options, offered in a high gloss finish. The tiles feature a contemporary design characterised by a bold surface with attractive embossing.

The beauty of Contrast lies within its interpretation of the world famous metro tile, used in London Underground stations since the late 19th Century. The distinctive letterbox shape allowed the rounded tunnels and archways to be adorned with tiles, creating the widely-recognised geometric appearance.


What makes Contrast uniquely different to a standard metro tile, is how the glossy flat surface, combined with the matt bevel, creates a visually stunning effect through the use of light and reflection.

The range benefits from a rich collection of sophisticated pastel colours, offering a modern interpretation on classic white gloss wall tiles.

Designers can use the selection of shades to their advantage, combining different hues with clever lighting, in a uniquely creative and contemporary manner. ♦



Revamping a classic style to create a contemporary design



Different laying patterns and coloured grout present extra design options



**contrast** technical details:

Finish: Lucido  
 Appearance: Mono Colour  
 Material: Ceramic  
 Usage: Walls only  
 Shade Variation: V1 - Uniform

**Colours**



2JDN104

terrestrial

Soluna

2JDN102

Porcelain  
Floors and Walls



## terrestrial

An organic range that takes its inspiration from the elements

Inspired by our planet's natural elements of earth, air, water and fire, Terrestrial comprises a subtle selection of porcelain tiles, crafted to align with the principles of organic architecture.

It was the renowned American architect Frank Lloyd Wright who introduced the revolutionary concept of 'organic' design into his philosophy of architecture, paving the way for his successors. In the early 1900s, the quote "form and function are one" became his mantra, meaning that organic architecture is a reinterpretation of nature's principles.

This stylish range admirably reflects that notion, embodying all the charm and characteristics of natural stone. Porcelain demands minimal maintenance, is moisture resistant and has comparably lower impact on the environment than the real stone alternative.

A key strength of Terrestrial's character is its infinite ability to bring warmth and light to any space, thanks to its palette of neutral tones, including creamy Subsolar, fawn Wordly, dove Earthlike and smoky Earthbound.

Suitable for walls and floors alike, the range offers four tile surfaces, all of which are derived from the concept of organic architecture. Matt R10's smooth surface represents the tranquillity of water, while Worn R10's texture depicts the appearance of Earth, with its weathered look and matt finish. The surface of the Structured R11 finish reflects the undulating imagery of water, while the variation of Grooved R10 exudes a fire-like warmth.

Terrestrial offers an aesthetic that is both natural and unique - no tile is the same in this range - while its large format means there are fewer grout joints, perfect for creating a continuous organic appearance. ♦




The stone-like appearance of Terrestrial lends itself to projects that embrace organic architectural ideals



**Décors (walls only)**


*Décors available in all colours. 300x900x10.5, 600x600x10.5mm in a Mixed finish*



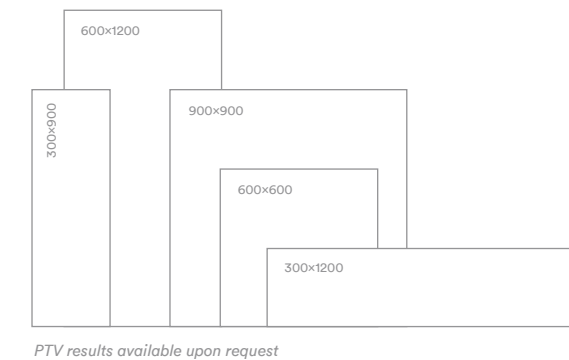
**terrestrial** technical details:

Finishes: Matt R10 (A), Worn R10 (A), Structured R11 (A+B+C) and Grooved R10 (A+B)  
 Appearance: Limestone  
 Material: Porcelain  
 Usage: Floors and walls

**Colours**



**Sizes (mm)**






luxurious

3HVC107

Porcelain  
Floors and Walls





# luxurious

A showcase of striking marble and onyx tiles offered in an array of colours

A perfect imitation of marble and onyx, the Luxurious range is ideal for creating a sense of opulence in any space, from grand hotel receptions to bespoke bathrooms.

This state-of-the-art range expertly combines the deluxe and mesmerising patterns of its authentic counterparts with the high level of performance offered by porcelain tiles. Its striking appearance and cutting-edge production technology allows for an enduring yet stunning visual impact.

The Luxurious range is composed of 10 options, all of which are beautifully adorned with intriguing patterns, striking colours and precious stone effects. Together with a highly polished surface, these tiles are sure to make floors and walls the focal point of any room.

Rich and velvety, Opulent showcases a design formed from the blackest of blacks and purest of whites. With its raven background displaying fine white speckling, this polished tile was created to bring full harmony to elegant interiors.

Classically timeless, Ritzy replicates the Italian Statuarietto marble with its vibrant white background and strong dark grey veining, while Plushy recreates a soft and gentle swaying motion in blue and lavender tones offset against a soothing background. A tribute to the Palissandro marble from the north of Italy, Plushy is guaranteed to bring serenity to any environment.

Conjuring images of the ocean, Pampered provides a bold aesthetic thanks to its striking teal background, delicately adorned with bursts of white veining. Epicurean, inspired by the Greek island of Panormos, portrays a decorative jewel with golden waves and veining, with interlocking shades of cerulean offering a sense of vitality.

Luxurious features four sizes, from a 300x600mm rectangle to a grand 1200x1200mm square format. A smaller, hexagonal option, available in all 10 colours, complements the range. The powerful combination of beautiful stone effects, multiple sizes and on-trend hexagonal options provides designers with everything they need to add a sense of luxury to contemporary spaces. ♦

Beautifully created natural stone effects can be used to make a bold design statement





Discover Luxurious, a range full of stunning visual effects and clever plays on colour, certain to put any wall or floor they adorn in the spotlight


**luxurious** technical details:

Finish: Lux  
 Appearance: Marble  
 Material: Porcelain  
 Usage: Floors and walls  
 Shade Variation: V4 - Heavy


High-tech and highly authentic detailing



**Colours**



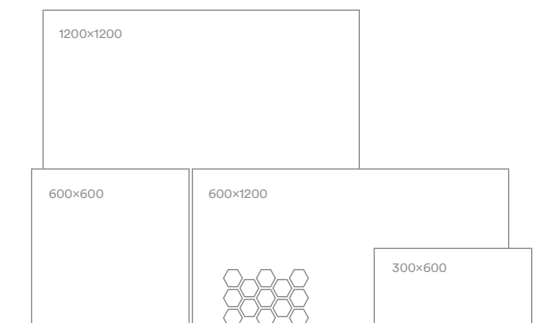
Ritzy 3HVC103    Stately 3HVC104    Sumptuous 3HVC105    Opulent 3HVC102



Plushy 3HVC106    Valuable 3HVC110    Ostentatious 3HVC109    Wealthy 3HVC111    Epicurean 3HVC107    Pampered 3HVC108

**Sizes (mm)**

*PTV results available upon request*



Hexagon décors are available in 225x325mm mesh sheet in all colours.



3JKP125

3JKP125

# palace

3JKP129

Porcelain  
Floors and Walls



## palace

A popular marble-effect range that has been adapted to suit modern designs

The well-established Palace range features an extensive collection of stone and marble-effect tiles, perfectly suited for both floors and walls thanks to its excellent performance and resistance to wear.

The unique appearance of the material provides designers with a multitude of combinations as well as bespoke architectural solutions.

Made with cutting-edge digital technology, Palace fuses shades, veins, transparency, texture and shine with natural colours to produce a versatile range that perfectly replicates the aesthetics of marble.

Originally released more than four years ago, and having been recently updated, the range is renowned for its practicality, stunning aesthetics and strength, all of which make it so desirable. Expressive new colours have been added over time, with over thirty shades available to choose from.

With the development of new-age technology, the popular Palace range has also benefitted from the introduction of additional sizes, with the smallest at 295x590mm and the largest at 1600x3200mm. With nine sizes in-between, including a large hexagonal tile, designers have at their fingertips a timeless and diverse range. ♦





Palace presents new marble-effect products, enhancing the range with additional colours and finishes



**palace** technical details:


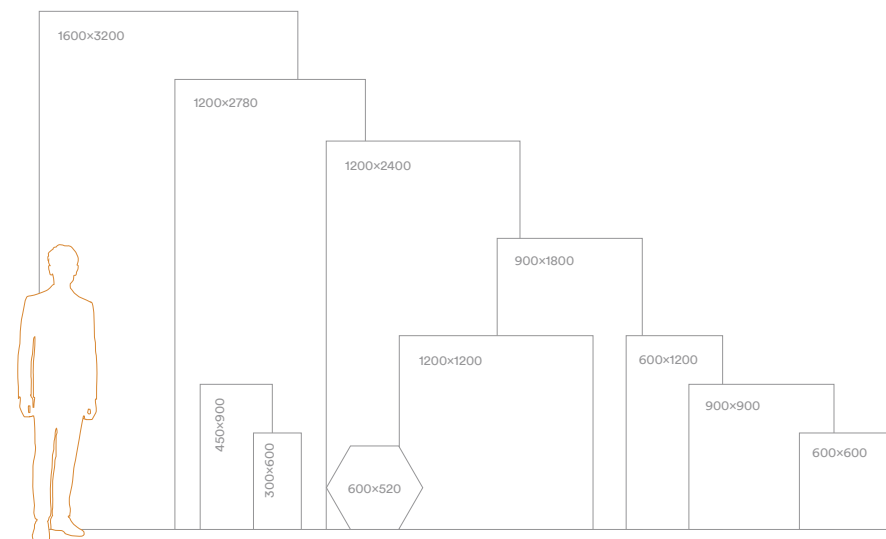
Finishes: Honed, Lucida, Natural, Natural R9 and Natural R10 (A+B)  
 Appearance: Marble  
 Material: Porcelain  
 Usage: Floors and walls  
 Shade Variation: V2 - Light

**Colours**



Highly desirable designs are possible thanks to a plethora of marble-effects

**Sizes (mm)** PTV results available upon request





Sixties

2FBK110

Porcelain  
Floors and Walls



2FBK109

## Sixties

### Stepping back in time to celebrate the stylish décor of the swinging sixties

The iconic style of the swinging sixties has been expertly revived in this fresh and funky retro range which combines on-trend aesthetics with a hint of nostalgia.

A joyous celebration of design, Sixties features eight bold patterns that perfectly reflect the inspirational era, while an additional eight solid colour options are also available.

An inventive range, it embodies the frivolity and freedom of its namesake, with the bold visuals of its encaustic tiles guaranteed to take centre stage in any space.

Psychedelic designs adorn the patterned tiles, creating a format that is authentic yet contemporary. The muted tones of the porcelain base tiles, featuring soft shades of white, grey, blue and brown, provide a subtle yet infinitely stylish nod to the decade's revered style.

Offering endless design opportunities, the 300x300mm tiles can be mixed and matched to emphasize individuality and create unique visuals with an enviable 'wow' factor. A versatile range, Sixties is suitable for use on floors and walls, extending artistic freedom to exciting new levels. ♦



2FBK115

**The Sixties styled decor adds captivating design options to a range that is suitable for both floors and walls**



Simple shapes and patterns create eye-catching designs




Mix plain coloured tiles with patterned tiles to create countless design possibilities


sixties technical details:

Finish: Matt R10  
 Appearance: Mono colour  
 Material: Porcelain  
 Usage: Floors and walls  
 Shade Variation: V2 - Light

Colours



Size (mm)





# THE LODGE

HOTEL & SPA

materialise

Porcelain  
Floors and Walls



## materialise

Embossed surfaces and rigid textures create a contemporary visual

Stylish and sophisticated, the urban-inspired Materialise enhances modern spaces with its edgy aesthetics, presenting a unique twist on the appearance of traditional stone-effect tiles.

A trio of solid colours form the base of this contemporary range, sliding in intensity from the soft dove tones of Visualise to the smoky shades of Symbolise, culminating in the charcoal colouring of Externalise.

Characterised by its versatile nature, Materialise is available in a quartet of finishes; an appearance of stone and semi-rough concrete adorns Cemento R10, while Roccia R10 features an embossed finish with a ridged surface resembling rock. Slate R9 replicates the natural flaking of its namesake, while Riga R9 displays irregular diagonal grooving laid across an

embossed textured surface. The range is complemented by four eye-catching décor options, adding an intriguing visual element to the mix and creating endless design opportunities.

Décor A is perfect for adding personality to floors and walls thanks to its uniform triangular pattern, while Décor options B, C and D feature shimmering silver or bronze designs which, when caught in natural light, reflect hues of green or orange, respectively.

Offered in a 200×200mm format, each of the designs in this endlessly adaptable range can be used in isolation to create a seamless finish, or effortlessly combined to produce a truly unique and stunning visual. ♦



Brimming with natural charm, Materialise is a truly eye-catching range




**materialise** technical details:

Appearance: Slate  
 Material: Porcelain  
 Usage: Floors and walls  
 Shade Variation: V3 - Moderate  
 Size: 200x200mm


Mixed finish mosaics are available.  
 Please ask for details

**Colours**




Visualise 3SFI001    Symbolise 3SFI002    Externalise 3SFI003

**Finishes**




Cemento R10    Roccia R10    Slate R9    Riga R9

**Décors**



Striking décor options that resemble metallic ores embedded in rock further enhance this stunning range



3SFI002

3SFI002d601

3SFI002d601

3SFI003d101

# herringbone

High-Tech Wood Flooring



Herringbone in both name and nature, this high-quality range is composed of 16 rich and varied wood surfaces, featuring Naturally Oiled and Matt Lacquered finishes.

This style of flooring is believed to date back to the 16th Century when Louis XIV decreed that it should be laid throughout the Palace of Versailles.

Centuries on, its classic appearance has become a popular feature in design projects, with Herringbone widely used in both residential and commercial interiors.

Offering distinct aesthetics, angular patterns and natural finishes, the Herringbone range exudes an aura of classic charm, creating a rustic ambiance with a refined sense of style.

Luxurious and opulent, it possesses a versatility that lends itself to a plethora of design concepts, while the consciously-crafted material it is formed from guarantees a robust level of durability.

The range is produced from four bonded layers, including a high-density middle layer merged with a Nordic spruce backing layer.

The environmentally-friendly 2.5mm real wood wear layer is then treated with a choice of oiled or lacquered protective surfaces, creating a timeless oak aesthetic. And, thanks to advanced manufacturing processes, this high-tech material is particularly suitable for rooms with underfloor heating, making it the perfect partner to commercial and residential settings.



To produce a floor with exceptional longevity, quality materials are carefully selected and intelligently combined

## TECHNICAL DETAILS

The four layers that make up Herringbone have been carefully selected to form an incredibly durable and quiet flooring product.



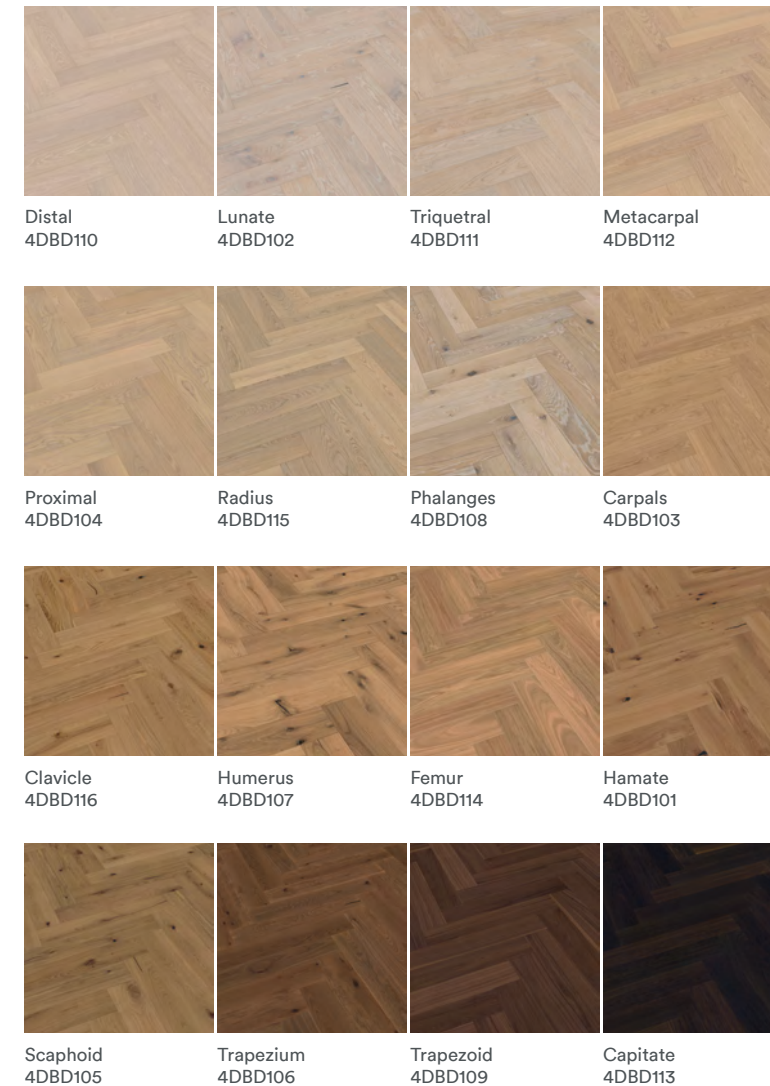
## SURFACE FINISHES AND SIZE



142x710mm  
Herringbone


The matt lacquered and naturally oiled finishes available accentuate the wood's character and provide it with permanent protection. Matt lacquered floors have an elegant, slightly glossy surface. The naturally oiled finish penetrates deep into the wood and forms a protective, breathable surface. This kind of finish creates a natural appearance with subtle brilliance, emphasising the grain as well as the structure.

## COLOURS



# endgrain


Solid Wood Flooring



## COLOURED OILS OFFER A DIFFERENT APPEARANCE TO THE BASE WOOD

The four different base woods are supplied in five oiled finishes and an untreated finish. After installation a final oil, of any colour, should be applied.

Solus recommends the standard 18mm thickness but, for special projects, up to 40mm thicknesses are available.



Different laying options present even more design possibilities

Solus' rustic Endgrain range derives its name from the grain of wood as it appears when it has been cut across the growth rings, known as the 'end grain'.

Cutting timber this way fully reveals the special aesthetic charm of the clearly recognisable annual rings and woodgrain. Often used in areas of high traffic, the surface of an end-grain tile is incredibly robust and durable, featuring an impressively high load capacity.

Because end-grain flooring absorbs more moisture than conventional wood flooring, it needs to be sealed following installation. This presents the perfect opportunity to infuse the wood with any number of coloured oils, leading to unique and expressive interior designs.

## WOOD




Pinegrain  
4JYA101

Sprucegrain  
4JYA102

Larchgrain  
4JYA103

Oakgrain  
4JYA105



Agedwood  
Depending on availability



## Solus launches remote CPD seminar

Solus has launched a remote-access RIBA approved CPD seminar which its Area Sales Managers will deliver remotely to architects.

The Overview of Tile Specification CPD is a complementary service offered by the company and is available to past clients, existing customers and new contacts.

The seminar will help architects to develop their knowledge and appreciation of diverse tile related subjects such as safety information, innovative tile products, British Standards and sustainable tile production.

The CPD will take between 45-60 minutes to complete and all participants will receive an official certificate as proof they have taken part. Dates and times will be arranged to accommodate architects' availability.

Special packs which include everything necessary to take part – and a few little extras! – have been put together and will be sent out in Solus' new recyclable packaging.

Details of the event can be discussed with your Area Sales Manager, who will be in touch to arrange a suitable time and date to present the CPD.

Solus also offers a Don't Slip Up! bespoke seminar, details of which can be found on the website. ♦



**Duration: 45 to 60 minutes**

The seminar includes information on the Equalities Act and British Standards, as well as slip resistance requirements, wet area tiling, movement joints, NCS colour scheme, calibration and corundum inserts.

## An overview of tile specification

**The main aims of this seminar are to:**

- Provide the specifier with ongoing technical and product information as part of continuous professional development
- Discuss subjects which will help the specifier utilise floor and wall tiles avoiding any potential issues
- Provide knowledge and technical support in all areas of supply right through to installation
- To ensure correct detailing for the laying and application of ceramic and porcelain tiles





supplying your imagination

**Solus headquarters:** Unit 1, Cole River Park, Warwick Road, Birmingham, B11 2QX +44 (0) 121 753 0777 [sales@solusceramics.com](mailto:sales@solusceramics.com)

**London showroom:** Solus Clerkenwell, 80 Clerkenwell Road, London, EC1M 5RJ +44 (0) 203 282 8466

[solusceramics.com](http://solusceramics.com)

