

# Basalt

6 COLOURS | 1 FINISH | 3 SIZES | 2 MOSAICS



S  
O  
L  
U  
S

Project:  
Eastborne College  
(Featured in Quarter issue 16)  
Photography by Millerbourne Architect

Floor:  
3GBB442

# Basalt

Basalt is a stunning range of porcelain floor tiles with six authentic natural shades. From deep greys to pale fawn colours, this series is sophisticated yet highly versatile.



Project:  
University of West London  
(Featured in Quarter issue 6)

Floor:  
3GBB443





Project:  
Crampmoor Lane  
(Featured in Quarter issue 20)

Floor:  
3GBB444



Maven  
3GBB445



Anneal  
3GBB442




Scree  
3GBB444



Cabel  
3GBB443



Element  
3GBB441






Isotope  
3GBB440



Floor:  
3GBB445

## SIZES AND FINISHES

			
	300x300 9mm	300x600 9mm	600x600 9mm
All colours	●	●	●

● Matt R10 (A+B)


## MOSAICS



Mosaic A

300x300mm (50x50)

Available in all  
colours



Mosaic B

300x300mm (25x25)

Available in all  
colours



# Basalt

**APPEARANCE**  
Basalt

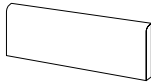
**MATERIAL**  
Porcelain

**USAGE**  
Floors and Walls

**SHADE VARIATION**  
V3 - Moderate

**SPECIAL PIECES**  
Available in all colours.  
For more information contact our sales team.

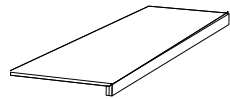
**BATTISCOPIA**  
90x300m  
90x450mm  
90x600mm



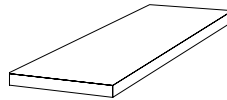
**GRADINO**  
300x300m  
300x600mm  
300x1200mm



**GRADONE (ASSEMBLATO)**  
330x1200mm



**ANGOLARE (ASSEMBLATO)**  
330x1200mm



## ISO 10545 RESULTS

**2. DIMENSIONS AND SURFACE QUALITY**  
Conforms

**3. WATER ABSORPTION**  
 $\leq 0.1\%$

**4. FLEXURAL STRENGTH**  
50-60 N/mm<sup>2</sup>

**6. DEEP ABRASION RESISTANCE**  
High

**8. LINEAR THERMAL EXPANSION**  
 $6.6 \times 10^{-6} \text{ }^\circ\text{C}$

**9. THERMAL SHOCK RESISTANCE**  
No rating

**10. MOISTURE EXPANSION**  
No rating

**12. FROST RESISTANCE**  
Conforms

**13. CHEMICAL RESISTANCE**  
Conforms

**14. STAIN RESISTANCE**  
Conforms


**SLIP RESISTANCE**  
(DIN 51130-51097)  
Matt R10 (A+B)

## MANUFACTURER CERTIFICATIONS:



EPD: Available  
ISO 14001

For LEED, BREEAM and WELL information, please ask for details. On request tiles can be tested to BS EN 16165:2021. HSE surface roughness and NCS Colour values are also available upon request. All sizes shown are nominal. Due to the printing process and differing screen values actual tile colours may vary. E&OE. © Solus Ceramics Limited 2023. 013a.

 > 65%  
Pre-consumer