

Bedstone

5 COLOURS | 3 FINISHES | 4 SIZES



LOS
LUS



Floor:
2HDF102

Bedstone

Bedstone is a versatile range that combines expressive natural tones with contemporary concrete textures. Suitable for both indoor and outdoor use, Bedstone is a high-performance, environmentally friendly tiling solution.



S
O
LUS



Solus Plus ranges are responsibly sourced in line with the BES 6001 standard.

For more information, [click here](#)

Floor:
2HDF102



Terrene
2HDF101



Foothold
2HDF102



Hiking
2HDF103



Rock
2HDF104







Earthy
2HDF10



Floor:
2HDF104

SIZES AND FINISHES

				
	300x600 8mm	450x450 8mm	600x600 9mm	600x1200 9mm
All colours	● △	♥	● △	● △
		♥ Matt R9	● Matt R10(A+B)	△ Anti Slip R11 (A+B)

Bedstone

APPEARANCE

Concrete

MATERIAL

Porcelain

USAGE

Floors and Walls

SHADE VARIATION

V4 - Heavy

SPECIAL PIECES

More special pieces available.

For more information contact our sales team.

BATTISTCOPA

90x450mm

90x600mm



GRADINO

300x600mm



ISO 10545 RESULTS

2. DIMENSIONS AND SURFACE QUALITY

Conforms

3. WATER ABSORPTION

< 0.1%

4. FLEXURAL STRENGTH

> 45 N/mm²

6. DEEP ABRASION RESISTANCE

No rating

8. LINEAR THERMAL EXPANSION

6x10⁻⁶ °C

9. THERMAL SHOCK RESISTANCE

Conforms

10. MOISTURE EXPANSION

No rating

12. FROST RESISTANCE

Conforms

13. CHEMICAL RESISTANCE

Conforms

14. STAIN RESISTANCE

Conforms

SLIP RESISTANCE

(DIN 51130-51097)

Matt R10 (A+B)

Anti Slip R11 (A+B)

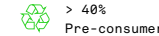
CERTIFICATIONS:



BES 819709

EPD: Available
ISO 14001
SASO-Approved

For LEED, BREEAM and WELL information, please ask for details. On request tiles can be tested to BS EN 16165:2021. HSE surface roughness and NCS Colour values are also available upon request. All sizes shown are nominal. Due to the printing process and differing screen values actual tile colours may vary. E&OE. © Solus Ceramics Limited 2025. 006.



Solus Plus ranges are responsibly sourced in line with the BES 6001 standard for the responsible sourcing of construction products.

BIRMINGHAM
Unit 1 Cole River Park
Warwick Road B11 2QX

LONDON
80 Clerkenwell Road
EC1M 5RJ

MANCHESTER
14 Kennedy Street
M2 4BY

solusceramics.com
+44 (0)121 753 0777
sales@solusceramics.com

The logo consists of the word "SOLUS" in a large, white, sans-serif font, stacked vertically. To the right of the word "SOLUS" is a green circular icon containing a white plus sign (+).

SOLUS

About Solus Plus

Solus Plus is our new mark of assurance for responsibly sourced products. Built on the rigorous standards of BES 6001, it highlights collections produced by factories that demonstrate industry-leading sustainability across their entire supply chain, from raw material extraction to final delivery.

When specified through Solus, these products can contribute valuable credits toward BREEAM, LEED and WELL certification, helping you meet your environmental targets without compromising on quality or design. Look for the Solus Plus symbol to specify with confidence.

[Visit our website to learn more.](#)

[Back to top](#)