

Blocking

4 COLOURS | 3 FINISHES | 6 SIZES



S
+
LUS

Floor:
2PAD104

Blocking

A concrete effect range that takes inspiration from natural elements such as rock, clay and limestone. Each tile features a smattering of gravel like speckles, creating a pleasant aesthetic quality.



S
O
LUS

Solus Plus ranges are responsibly sourced in line with the BES 6001 standard.

For more information, [click here](#)

Floor:
2PAD103



Milldam
2PAD101



Ballylig
2PAD104



Tully
2PAD102













Clinty
2PAD103



Wall:
2PAD101

SIZES AND FINISHES

						
	300x600 9mm	600x600 9mm	600x1200 9mm	750x750 9mm	900x900 20mm	1200x1200 9mm
 Milldam	● \	● \	● \	● \		● \
 Ballylig	● \	● \	● \	● \		● \
 Tully	● \	● \	● \	● \	△	● \
 Clinty	● \	● \	● \	● \		● \

● Matt R10 (A+B) \ Satin △ Anti Slip R11 (A+B+C)

Blocking

APPEARANCE
Concrete

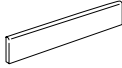
MATERIAL
Porcelain

USAGE
Floors and Walls

SHADE VARIATION
V3 - Moderate

SPECIAL PIECES
Available in all colours.
For more information contact our sales team.

BATTISCOPIA
70x750mm
70x600mm



ISO 10545 RESULTS

2. DIMENSIONS AND SURFACE QUALITY
Conforms

3. WATER ABSORPTION
0.2%

4. FLEXURAL STRENGTH
Conforms

6. DEEP ABRASION RESISTANCE
Conforms

8. LINEAR THERMAL EXPANSION
7 MK⁻¹

9. THERMAL SHOCK RESISTANCE
Conforms

10. MOISTURE EXPANSION
No rating

12. FROST RESISTANCE
Conforms

13. CHEMICAL RESISTANCE
Conforms

14. STAIN RESISTANCE
Class 5

**SLIP RESISTANCE
(DIN 51130)**
Matt R10 (A+B)
Anti Slip R11 (A+B+C)

CERTIFICATIONS:



For LEED, BREEAM and WELL information, please ask for details. On request tiles can be tested to BS EN 16165:2021. HSE surface roughness and NCS Colour values are also available upon request. All sizes shown are nominal. Due to the printing process and differing screen values actual tile colours may vary. E&OE. © Solus Ceramics Limited 2025. 007.



Solus Plus ranges are responsibly sourced in line with the BES 6001 standard for the responsible sourcing of construction products.

BIRMINGHAM
Unit 1 Cole River Park
Warwick Road B11 2QX

LONDON
80 Clerkenwell Road
EC1M 5RJ

MANCHESTER
14 Kennedy Street
M2 4BY

[solusceramics.com](https://www.solusceramics.com)
+44 (0)121 753 0777
sales@solusceramics.com

The logo consists of the word "SOLUS" in a large, white, sans-serif font, stacked vertically. To the right of the middle letter "O" is a green circular icon containing a white plus sign (+).

S
O
LUS

About Solus Plus

Solus Plus is our new mark of assurance for responsibly sourced products. Built on the rigorous standards of BES 6001, it highlights collections produced by factories that demonstrate industry-leading sustainability across their entire supply chain, from raw material extraction to final delivery.

When specified through Solus, these products can contribute valuable credits toward BREEAM, LEED and WELL certification, helping you meet your environmental targets without compromising on quality or design. Look for the Solus Plus symbol to specify with confidence.

[Visit our website to learn more.](#)

[Back to top](#)