

Caenstone

6 COLOURS | 7 FINISHES | 8 SIZES | 2 MOSAICS



S
O
LUS



Floor:
2CAE104
Wall:
2CAE104M012

Caenstone

Available in seven finishes and six natural colours this porcelain limestone-effect collection is minimalist only in aesthetic. Potential applications are extended further by the range of sizes, thicknesses, and special pieces.

S
O
LUS

Solus Plus ranges are responsibly sourced in line with the BES 6001 standard.

For more information, [click here](#)



Floor:
2CAE102
Wall:
2CAE101

Caenstone




ABOVE
Floor:
2CAE102

Wall:
2CAE102

RIGHT
Wall:
2CAE103
2CAE103M008



ABOVE
Floor:
2CAE103
Wall:
2CAE103



CAE-Cream
2CAE104



CAE-Light
2CAE101



CAE-Grey
2CAE105



CAE-Beige
2CAE102



CAE-Greige
2CAE103



CAE-Dark
2CAE106

MOSAICS



CAE-Cream Mosaic A

2CAE104M010

300x300mm (50x50 chips)

Natural R10 (A+B)



CAE-Light Mosaic A

2CAE101M001

300x300mm (50x50 chips)

Natural R10 (A+B)



CAE-Grey Mosaic A

2CAE105M013

300x300mm (50x50 chips)

Natural R10 (A+B)



CAE-Beige Mosaic A

2CAE102M004

300x300mm (50x50 chips)

Natural R10 (A+B)




CAE-Greige Mosaic A

2CAE103M007

300x300mm (50x50 chips)

Natural R10 (A+B)



CAE-Dark Mosaic A

2CAE106M016

300x300mm (50x50 chips)

Natural R10 (A+B)




CAE-Cream Mosaic B

2CAE104M011

300x300mm (50x150 chips)

Natural R10 (A+B)



CAE-Light Mosaic B

2CAE101M002

300x300mm (50x150 chips)

Natural R10 (A+B)



CAE-Grey Mosaic B

2CAE105M014

300x300mm (50x150 chips)

Natural R10 (A+B)




CAE-Beige Mosaic B

2CAE102M005

300x300mm (50x150 chips)

Natural R10 (A+B)




CAE-Greige Mosaic B

2CAE103M008

300x300mm (50x150 chips)

Natural R10 (A+B)



CAE-Dark Mosaic B

2CAE106M017

300x300mm (50x150 chips)

Natural R10 (A+B)

Caenstone

APPEARANCE
Limestone

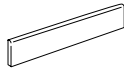
MATERIAL
Porcelain

USAGE
Floors and Walls

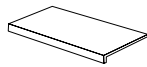
SHADE VARIATION
V3 - Moderate

SPECIAL PIECES
More special pieces available.
For more information contact our sales team.

BATTISCOPIA
70x600mm
70x900mm



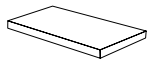
GRADONE (ASSEMBLATO)
1200x330mm



GRADINO
300x600mm
300x900mm



ANGOLARE (ASSEMBLATO)
1200x330mm



NOTES

* Natural R10 (A+B) finish is not suitable for use on the beach, swimming pool and/or changing rooms.

ISO 10545 RESULTS

2. DIMENSIONS AND SURFACE QUALITY
Conforms

3. WATER ABSORPTION
 $\leq 0.1\%$

4. FLEXURAL STRENGTH
 $> 45 \text{ N/mm}^2$

6. DEEP ABRASION RESISTANCE
 $< 150 \text{ mm}^3$

8. LINEAR THERMAL EXPANSION
 $6 \times 10^{-6} \text{ }^\circ\text{C}$

9. THERMAL SHOCK RESISTANCE
No rating

10. MOISTURE EXPANSION
No rating

12. FROST RESISTANCE
Conforms

13. CHEMICAL RESISTANCE
Conforms

14. STAIN RESISTANCE
Conforms

**SLIP RESISTANCE
(DIN 51130-51097)**
Natural R10 (A+B)
Textured Ridge R10 (A+B)
Textured Groove R10 (A+B)
Textured Aged R10 (A+B)
Anti Slip R11 (A+B+C)

CERTIFICATIONS:



EPD: Available
ISO 14001
SASO-Approved

For LEED, BREEAM and WELL information, please ask for details. On request tiles can be tested to BS EN 16165:2021. HSE surface roughness and NCS Colour values are also available upon request. All sizes shown are nominal. Due to the printing process and differing screen values actual tile colours may vary. E&OE. © Solus Ceramics Limited 2026. 005.



Solus Plus ranges are responsibly sourced in line with the BES 6001 standard for the responsible sourcing of construction products.

BIRMINGHAM
Unit 1 Cole River Park
Warwick Road B11 2QX

LONDON
80 Clerkenwell Road
EC1M 5RJ

MANCHESTER
14 Kennedy Street
M2 4BY

solusceramics.com
+44 (0)121 753 0777
sales@solusceramics.com

The logo consists of the word "SOLUS" in a large, white, sans-serif font, stacked vertically. To the right of the word, there is a green circular icon containing a white plus sign (+).

S
O
L
U
S

About Solus Plus

Solus Plus is our new mark of assurance for responsibly sourced products. Built on the rigorous standards of BES 6001, it highlights collections produced by factories that demonstrate industry-leading sustainability across their entire supply chain, from raw material extraction to final delivery.

When specified through Solus, these products can contribute valuable credits toward BREEAM, LEED and WELL certification, helping you meet your environmental targets without compromising on quality or design. Look for the Solus Plus symbol to specify with confidence.

[Visit our website to learn more.](#)

[Back to top](#)