

Calcaire

7 COLOURS | 5 FINISHES | 9 SIZES | 1 MOSAIC | 1 DECOR



S
O
L
U
S

Floor:
3CLC107

Calcaire

Inspired by the Petit Granit stone of Belgium, Calcaire is a collection that draws upon geology, geometry, and the sense of touch.



Wall:
3CLC104

Calcaire



ABOVE
Floor:
3CLC101

RIGHT
Floor:
3CLC103



ABOVE
Floor:
3CLC102



CLC-Cream
3CLC104




CLC-Ivory
3CLC101



CLC-Tan
3CLC105



CLC-Ash
3CLC102



CLC-Grey
3CLC103




CLC-Dark
3CLC106



CLC-Black
3CLC107




CLC-Ivory Decor
3CLC101D001
800x800x9mm
Natural R10(A+B)




CLC-Tan Decor
3CLC105D003
800x800x9mm
Natural R10(A+B)



CLC-Grey Decor
3CLC103D002
800x800x9mm
Natural R10(A+B)




CLC-Dark Decor
3CLC106D004
800x800x9mm
Natural R10(A+B)



CLC-Black Decor
3CLC107d005
800x800x9mm
Natural R10(A+B)



















CLC-Ivory Mosaic
3CLC101M010
300x300x9mm
Textured R11 (A+B)



CLC-Grey Mosaic
3CLC103M101
300x300x9mm
Textured R11 (A+B)

SIZES AND FINISHES

									
	300x600 9mm	600x600 9mm	600x1200 6mm	600x1200 9mm	600x1200 20mm	800x800 9mm	1200x1200 6mm	1200x2400 6mm	1200x2800 6mm
 CLC-Cream			⊘	▲	△		⊘	⊘	⊘
 CLC-Ivory	♥ \	♥ \		♥ \ △		♥ \			
 CLC-Tan	♥ \	♥ \		♥ \ △		♥ \			
 CLC-Ash			⊘	▲	△		⊘	⊘	⊘
 CLC-Grey	♥ \	♥ \		♥ \ △		♥ \			
 CLC-Dark	♥ \	♥ \		♥ \ △		♥ \			
 CLC-Black	♥ \	♥ \		♥ \ △		♥ \			

♥ Natural R10 (A+B) \ Satin ⊘ Satin R9 △ Anti Slip R11 (A+B) ▲ Textured

NOTES

* Shade variation differs per tile colour, please ask for details.

APPEARANCE

Stone

MATERIAL

Porcelain

USAGE

Floors and Walls

SHADE VARIATION

V2 - Light to V3 - Moderate *

SPECIAL PIECES

For more information contact our sales team.

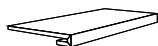
BATTISCOPIA

46x600mm



GRADINO

330x1200x30mm



ANGOLO GRADINO DX

330x1200mm



ANGOLO GRADINO SX

330x1200mm



ISO 10545 RESULTS

2. DIMENSIONS AND SURFACE QUALITY

Conforms

3. WATER ABSORPTION

0.08%

4. FLEXURAL STRENGTH

52 N/mm²

6. DEEP ABRASION RESISTANCE

140 mm³

8. LINEAR THERMAL EXPANSION

No rating

9. THERMAL SHOCK RESISTANCE

Conforms

10. MOISTURE EXPANSION

No rating

12. FROST RESISTANCE

Conforms

13. CHEMICAL RESISTANCE

Conforms

14. STAIN RESISTANCE

Conforms

SLIP RESISTANCE (DIN 51130-51097)

Satin R9

Natural R10 (A+B)

Anti Slip R11 (A+B)

MANUFACTURER CERTIFICATIONS:



EPD: Available
ISO 14001

For LEED, BREEAM and WELL information, please ask for details. On request tiles can be tested to BS EN 16165:2021. HSE surface roughness and NCS Colour values are also available upon request. All sizes shown are nominal. Due to the printing process and differing screen values actual tile colours may vary. E&OE. © Solus Ceramics Limited 2025. 007.