

# Cemento

5 COLOURS | 2 FINISHES | 5 SIZES | 3 MOSAICS



S  
O  
LUS

Floor:  
2CEM107

# Cemento

A fine porcelain concrete-effect range that offers larger and standard sizes and two finishes. Subtle shades enhance walls and floors.



Floor:  
2CEM105

# Cemento



ABOVE  
Floor:  
2CEM106

RIGHT  
Floor:  
2CEM109



ABOVE  
Floor:  
2CEM105



CEM-White  
2CEM105



CEM-Cloud  
2CEM107



CEM-Taupe  
2CEM106



CEM-Ash  
2CEM109



CEM-Grey  
2CEM108



Floor:  
2CEM105  
Wall:  
2CEM105m102



Mosaic A  
300x300x9mm (30x30)  
Matt R10 (A)  
Available in all colours



Mosaic B  
300x300x9mm (50x50)  
Matt R10 (A)  
Available in all colours













Mosaic C  
210x400x9mm  
Matt R10 (A)  
Available in all colours



Floor:  
2CEM109

## SIZES AND FINISHES

	 300x600 9mm	 600x600 9mm	 600x600 20mm	 600x1200 9mm	 800x800 9mm
 CEM-White	● △	●		●	●
 CEM-Cloud	● △	●	△	●	●
 CEM-Taupe	● △	●	△	●	●
 CEM-Ash	● △	●		●	●
 CEM-Grey	● △	●		●	●

● Matt R10 (A)    △ Anti Slip R11 (A+B+C)

# Cemento

## APPEARANCE

Concrete

## MATERIAL

Porcelain

## USAGE

Floors and Walls

## SHADE VARIATION

V3 - Moderate

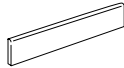
## SPECIAL PIECES

Available in all colours.

For more information contact our sales team.

## BATTISCOPIA

46x600mm



## ISO 10545 RESULTS

### 2. DIMENSIONS AND SURFACE QUALITY

Conforms

### 3. WATER ABSORPTION

$\leq 0.08\%$

### 4. FLEXURAL STRENGTH

50-52 N/mm<sup>2</sup>

### 6. DEEP ABRASION RESISTANCE

$< 140 \text{ mm}^3$

### 8. LINEAR THERMAL EXPANSION

No rating

### 9. THERMAL SHOCK RESISTANCE

Conforms

### 10. MOISTURE EXPANSION

No rating

### 12. FROST RESISTANCE

Conforms

### 13. CHEMICAL RESISTANCE

Conforms

### 14. STAIN RESISTANCE

Conforms

### SLIP RESISTANCE (DIN 51130-51097)

Matt R10 (A)

Anti Slip R11 (A+B+C)

## MANUFACTURER CERTIFICATIONS:



EPD: Available

ISO 14001

For LEED, BREEAM and WELL information, please ask for details. On request tiles can be tested to BS EN 16165:2021. HSE surface roughness and NCS Colour values are also available upon request. All sizes shown are nominal. Due to the printing process and differing screen values actual tile colours may vary. E&OE. © Solus Ceramics Limited 2024. 002.