

Cemento

5 COLOURS | 2 FINISHES | 5 SIZES | 3 MOSAICS



S
O
LUS



Floor:
2CEM107

Cemento

A fine porcelain concrete-effect range that offers larger and standard sizes and two finishes. Subtle shades enhance walls and floors.



S
O
LUS



Solus Plus ranges are responsibly sourced in line with the BES 6001 standard.

For more information, [click here](#)

Floor:
2CEM105

Cemento



ABOVE
Floor:
2CEM106

RIGHT
Floor:
2CEM109



ABOVE
Floor:
2CEM105



CEM-White
2CEM105



CEM-Cloud
2CEM107



CEM-Taupe
2CEM106



CEM-Ash
2CEM109



CEM-Grey
2CEM108



Floor:
2CEM105
Wall:
2CEM105m102



Mosaic A
300x300x9mm (30x30)
Matt R10 (A)
Available in all colours



Mosaic B
300x300x9mm (50x50)
Matt R10 (A)
Available in all colours













Mosaic C
210x400x9mm
Matt R10 (A)
Available in all colours



Floor:
2CEM109

SIZES AND FINISHES

	 300x600 9mm	 600x600 9mm	 600x600 20mm	 600x1200 9mm	 800x800 9mm
 CEM-White	● △	●		●	●
 CEM-Cloud	● △	●	△	●	●
 CEM-Taupe	● △	●	△	●	●
 CEM-Ash	● △	●		●	●
 CEM-Grey	● △	●		●	●

● Matt R10 (A) △ Anti Slip R11 (A+B+C)

Cemento

APPEARANCE
Concrete

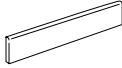
MATERIAL
Porcelain

USAGE
Floors and Walls

SHADE VARIATION
V3 - Moderate

SPECIAL PIECES
Available in all colours.
For more information contact our sales team.

BATTISCOPIA
46x600mm



ISO 10545 RESULTS

2. DIMENSIONS AND SURFACE QUALITY
Conforms

3. WATER ABSORPTION
 $\leq 0.08\%$

4. FLEXURAL STRENGTH
50-52 N/mm²

6. DEEP ABRASION RESISTANCE
< 140 mm³

8. LINEAR THERMAL EXPANSION
No rating

9. THERMAL SHOCK RESISTANCE
Conforms

10. MOISTURE EXPANSION
No rating

12. FROST RESISTANCE
Conforms

13. CHEMICAL RESISTANCE
Conforms

14. STAIN RESISTANCE
Conforms

**SLIP RESISTANCE
(DIN 51130-51097)**
Matt R10 (A)
Anti Slip R11 (A+B+C)

CERTIFICATIONS:



EPD: Available
ISO 14001
SASO-Approved

For LEED, BREEAM and WELL information, please ask for details. On request tiles can be tested to BS EN 16165:2021. HSE surface roughness and NCS Colour values are also available upon request. All sizes shown are nominal. Due to the printing process and differing screen values actual tile colours may vary. E&OE. © Solus Ceramics Limited 2025. 002.



Solus Plus ranges are responsibly sourced in line with the BES 6001 standard for the responsible sourcing of construction products.

BIRMINGHAM
Unit 1 Cole River Park
Warwick Road B11 2QX

LONDON
80 Clerkenwell Road
EC1M 5RJ

MANCHESTER
14 Kennedy Street
M2 4BY

solusceramics.com
+44 (0)121 753 0777
sales@solusceramics.com

The logo consists of the word "SOLUS" in a large, white, sans-serif font, stacked vertically. To the right of the word "SOLUS" is a green circular icon containing a white plus sign (+).

SOLUS

About Solus Plus

Solus Plus is our new mark of assurance for responsibly sourced products. Built on the rigorous standards of BES 6001, it highlights collections produced by factories that demonstrate industry-leading sustainability across their entire supply chain, from raw material extraction to final delivery.

When specified through Solus, these products can contribute valuable credits toward BREEAM, LEED and WELL certification, helping you meet your environmental targets without compromising on quality or design. Look for the Solus Plus symbol to specify with confidence.

[Visit our website to learn more.](#)

[Back to top](#)