

# Chiltern Stone

7 COLOURS | 4 FINISHES | 16 SIZES | 3 MOSAICS



S  
O  
S  
L  
U  
S

Floor:  
3PSP362



# Chiltern Stone

Chiltern Stone is a beautiful range of natural looking porcelain which comes in a number of earthy tones in many diverse sizes.



Floor:  
3PSP361






Wendover  
3PSP362



Admail  
3PSP367



Chalfont  
3PSP365



Potten  
3PSP366



Lacey  
3PSP361



Wyfold  
3PSP363




Chinnor  
3PSP364

## SIZES AND FINISHES


	300x300 9mm	300x600 9mm	450x900 9mm	600x600 9mm	600x600 20mm	600x1200 6mm	600x1200 9mm	600x1200 20mm	900x900 9mm	900x900 20mm	1200x1200 6mm	1200x1200 9mm	1200x1200 20mm	1200x2400 6mm	1200x2780 6mm	1600x3200 12mm
Lacey	♥	♥■	♥	♥■△	△	●	♥■	△	♥■	△	●	♥●	△	●	●	●
Wyfold	♥	♥■	♥	♥■△	△	●	♥■	△	♥■	△	●	♥●		●	●	
Chinnor	♥	♥■	♥	♥■△		●	♥		♥■							
Wendover	♥	♥■	♥	♥■△	△	●	♥■	△	♥■	△	●	♥●	△	●	●	
Admail	♥	♥■	♥	♥■△	△	●	♥	△	♥■	△	●	♥●	△	●	●	●
Chalfont	♥	♥■	♥	♥■△	△	●	♥		♥■	△	●	♥●		●	●	
Potten	♥	♥■	♥	♥■△	△	●	♥	△	♥■	△	●	♥●		●	●	

♥ Natural R10 (A)   ■ Honed Polished   △ Anti Slip R11 (A+B)   ● Natural R10

## MOSAICS



Mosaic A  
300x600x9mm  
Natural R10 (A), Honed Polished  
Available in all colours



Mosaic B  
300x300x9mm (3x3)  
Natural R10 (A)  
Available in all colours



Mosaic C  
300x300x9mm (6x6)  
Natural R10 (A)  
Available in all colours

# Chiltern Stone

## APPEARANCE

Limestone

## MATERIAL

Porcelain

## USAGE

Floors and Walls

## SHADE VARIATION

V4 - Heavy

## SPECIAL PIECES

Available in all colours.

For more information contact our sales team.

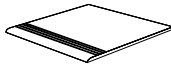
## BULLNOSE

90x300, 90x450,  
90x600, 90x900mm



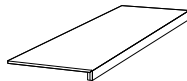
## STEP TREAD

300x300, 450x450,  
300x600, 300x1200mm



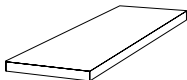
## GRADONE

330x1200mm



## ANGOLARE

330x1200mm



## ISO 10545 RESULTS

### 2. DIMENSIONS AND SURFACE QUALITY

Conforms

### 3. WATER ABSORPTION

< 0.1%

### 4. FLEXURAL STRENGTH

45 N/mm<sup>2</sup>

### 6. DEEP ABRASION RESISTANCE

≤ 150 mm<sup>3</sup>

### 8. LINEAR THERMAL EXPANSION

6.6x10<sup>-6</sup> °C

### 9. THERMAL SHOCK RESISTANCE

No rating

### 10. MOISTURE EXPANSION

No rating

### 12. FROST RESISTANCE

Conforms

### 13. CHEMICAL RESISTANCE

Conforms

### 14. STAIN RESISTANCE

Conforms

### SLIP RESISTANCE (DIN 51130-51097)

Natural R10 (A)

Natural R10

Anti Slip R11 (A+B)

## MANUFACTURER CERTIFICATIONS:



EPD: Available

ISO 14001

For LEED, BREEAM and WELL information, please ask for details. On request tiles can be tested to BS EN 16165:2021. HSE surface roughness and NCS Colour values are also available upon request. All sizes shown are nominal. Due to the printing process and differing screen values actual tile colours may vary. E&OE. © Solus Ceramics Limited 2024. 021.



65%  
Pre-consumer