

Civilise

9 COLOURS | 3 FINISHES | 3 SIZES | 2 MOSAICS



S
LUS



Floor:
3PMN102

Civilise

Civilise is an exclusively marble effect range, made from porcelain in a variety of sizes. Two honed and a polished finish complete this elegant commercial range.

S
O
LUS



Solus Plus ranges are responsibly sourced in line with the BES 6001 standard.

For more information, [click here](#)



Floor:
3PMN105
Wall:
3PMN104



Floor:
3PMN106

Wall:
3PMN102



Cultivate
3PMN105



Edify
3PMN106



Reclaim
3PMN103



Indoctrinate
3PMN109



Acquainted
3PMN101



Refine
3PMN107



Educate
3PMN108



Ethicize
3PMN102






Uplifted
3PMN104




Wall:
3PMN103
Floor:
3PMN108

SIZES AND FINISHES

			
	300x600 9mm	600x600 9mm	600x1200 9mm
All colours	▲ ○ ◆	▲ ○ ◆	▲ ○ ◆
	▲ Honed R9 ○ Honed R10 (A+B) ◆ Polished		

MOSAICS




Mosaic A

Available in all colours

300x300x9mm (23x23mm chips)

Honed R9 & Polished



Mosaic B

Available in all colours

300x300x9mm (50x150mm chips)

Honed R9 & Polished

NOTES

To avoid lippage we recommend the use of self-levelling spacers

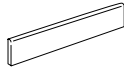
APPEARANCE
Marble

MATERIAL
Porcelain

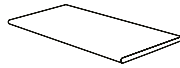
USAGE
Floors and Walls

SPECIAL PIECES
Available in all colours.
For more information contact our sales team.

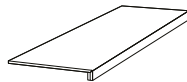
BATTISCOPIA
70x600mm



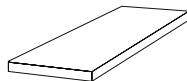
GRADINO
300x600mm



GRADONE (ASSEMBLATO)
1200x330mm



ANGOLARE (ASSEMBLATO)
1200x330mm



ISO 10545 RESULTS

2. DIMENSIONS AND SURFACE QUALITY
Conforms

3. WATER ABSORPTION
< 0.1%

4. FLEXURAL STRENGTH
> 45 N/mm²

6. DEEP ABRASION RESISTANCE
< 150 mm³

8. LINEAR THERMAL EXPANSION
6x10⁻⁶ °C

9. THERMAL SHOCK RESISTANCE
No rating

10. MOISTURE EXPANSION
No rating

12. FROST RESISTANCE
Conforms

13. CHEMICAL RESISTANCE
Conforms

14. STAIN RESISTANCE
Conforms

**SLIP RESISTANCE
(DIN 51130-51097)**
Honed R10 (A+B)
Honed R9

CERTIFICATIONS:



EPD: Available
ISO 14001
SASO-Approved

For LEED, BREEAM and WELL information, please ask for details. On request tiles can be tested to BS EN 16165:2021. HSE surface roughness and NCS Colour values are also available upon request. All sizes shown are nominal. Due to the printing process and differing screen values actual tile colours may vary. E&OE. © Solus Ceramics Limited 2026. 009.

The logo for Solus Plus is displayed in large, white, sans-serif capital letters. The word 'SOLUS' is stacked vertically, with 'S' on top, 'O' in the middle, and 'LUS' at the bottom. To the right of the 'O' is a green circular icon containing a white plus sign (+). The background of the entire page is a photograph of large mounds of brown sand or gravel in an industrial setting, with a vertical metal beam in the center.

S
O
LUS

About Solus Plus

Solus Plus is our new mark of assurance for responsibly sourced products. Built on the rigorous standards of BES 6001, it highlights collections produced by factories that demonstrate industry-leading sustainability across their entire supply chain, from raw material extraction to final delivery.

When specified through Solus, these products can contribute valuable credits toward BREEAM, LEED and WELL certification, helping you meet your environmental targets without compromising on quality or design. Look for the Solus Plus symbol to specify with confidence.

[Visit our website to learn more.](#)

[Back to top](#)