

Clay

8 COLOURS | 1 FINISH | 4 SIZES | 1 MOSAIC



S
O
LUS



Floor:
2CLA104
Wall:
2CLA102
Desk:
2CLA104

Clay

A collection of full-body technical porcelain pieces in a good range of sizes that are LEED and BREEAM compliant.



S
O
LUS



Solus Plus ranges are responsibly sourced in line with the BES 6001 standard.

For more information, [click here](#)

Floor:
2CLA103
Wall:
2CLA103
Desk:
2CLA108

Clay



ABOVE
Desk:
2CLA108
Floor:
2CLA103
Wall:
2CLA103




ABOVE
Floor:
2CLA102
Wall:
2CLA104



RIGHT
Floor:
2CLA107
Wall:
2CLA107
2CLA106




CLA-Marine
2CLA101



CLA-Mocha
2CLA102




CLA-Fawn
2CLA103



CLA-Brown
2CLA104




CLA-Cream
2CLA105



CLA-Blue
2CLA106



CLA-Grey
2CLA107







CLA-Dark
2CLA108




Wall:
2CLA101
Floor:
2CLA105

SIZES AND FINISHES

				
	300x600 8mm	600x600 8mm	600x1200 8mm	1000x1000 6mm
All colours	♥	♥	♥	♥

♥ Natural R10 (A+B)

MOSAIC



Mosaic
300x300x8mm (47x47mm Chips)
Natural R10 (A+B)
Available in all colours

APPEARANCE

Concrete

MATERIAL

Porcelain (Full Body)

USAGE

Floors and Walls

SHADE VARIATION

V2 - Light

SPECIAL PIECES

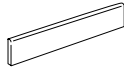
Available in all colours.

For more information contact our sales team.

BULLNOSE

70x600x8mm

65x1000x6mm

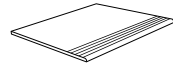


STEP TREADS

300x600x8mm

300x1000x6mm

300x1200x8mm



ISO 10545 RESULTS

2. DIMENSIONS AND SURFACE QUALITY

Conforms

3. WATER ABSORPTION

$\leq 0.5\%$

4. FLEXURAL STRENGTH

$> 48 \text{ N/mm}^2$

6. DEEP ABRASION RESISTANCE

$\leq 140 \text{ mm}^3$

8. LINEAR THERMAL EXPANSION

7 MK^{-1}

9. THERMAL SHOCK RESISTANCE

Conforms

10. MOISTURE EXPANSION

No rating

12. FROST RESISTANCE

Conforms

13. CHEMICAL RESISTANCE

Conforms

14. STAIN RESISTANCE

Class 5

SLIP RESISTANCE (DIN 51130-51097)

Natural R10 (A+B)

CERTIFICATIONS:



ecovadis



BES 819709

EPD: Available
ISO 14001

For LEED, BREEAM and WELL information, please ask for details. On request tiles can be tested to BS EN 16165:2021. HSE surface roughness and NCS Colour values are also available upon request. All sizes shown are nominal. Due to the printing process and differing screen values actual tile colours may vary. E&OE. © Solus Ceramics Limited 2025. 002a.

The logo consists of the word "SOLUS" in a large, white, sans-serif font, stacked vertically. To the right of the middle letter "O" is a green circular icon containing a white plus sign (+). The background of the entire page is a photograph of a large industrial storage yard filled with mounds of brown sand and gravel, with a vertical metal post in the center.

S
O
LUS

About Solus Plus

Solus Plus is our new mark of assurance for responsibly sourced products. Built on the rigorous standards of BES 6001, it highlights collections produced by factories that demonstrate industry-leading sustainability across their entire supply chain, from raw material extraction to final delivery.

When specified through Solus, these products can contribute valuable credits toward BREEAM, LEED and WELL certification, helping you meet your environmental targets without compromising on quality or design. Look for the Solus Plus symbol to specify with confidence.

[Visit our website to learn more.](#)

[Back to top](#)