


# Conforma

4 COLOURS | 2 FINISHES | 6 SIZES



S  
O  
LUS 

Floor:  
2CFN103

# Conforma

Concrete-inspired porcelain in four refined shades, built for contemporary spaces. A versatile palette with sizes and finishes to suit both floors and walls.



S  
O  
LUS



Solus Plus ranges are responsibly sourced in line with the BES 6001 standard.

For more information, [click here](#)

Floor:  
2CFN103

# Conforma




ABOVE  
Floor:  
2CFN104

RIGHT  
Floor:  
2CFN104



ABOVE  
Floor:  
2CFN104



CFN-White  
2CFN102



CFN-Beige  
2CFN101



CFN-Grey  
2CFN103



CFN-Dark  
2CFN104

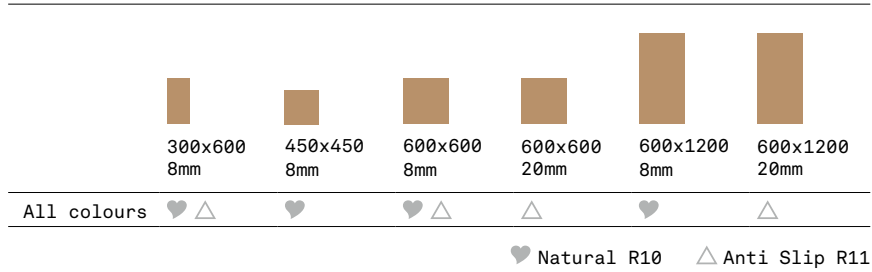
**APPEARANCE**  
Concrete

**MATERIAL**  
Porcelain

**USAGE**  
Floors and Walls

**SHADE VARIATION**  
V3 - Moderate

## SIZES AND FINISHES



## MINIMUM ORDER QUANTITIES

Size	Box / Pal	M2 / Pal	KG / Pal
300x600x8mm	48	60.48	1088.64
450x450x8mm	26	42.12	778.93
600x600x8mm	30	54	947.97
600x600x20mm	32	23.04	1059.84
600x1200x8mm	42	60.48	1088.64
600x1200x20mm	36	25.92	1192.32

**8mm thick tiles** - Only orders of one full pallet and over are allowed (eg, 15 pallets is ok)

**20mm thick tiles** - Full pallet purchases only (you may not split any pallets)

## ISO 10545 RESULTS

**2. DIMENSIONS AND SURFACE QUALITY**  
Conforms

**3. WATER ABSORPTION**  
≤ 0.1%

**4. FLEXURAL STRENGTH**  
40 N/mm<sup>2</sup>

**6. DEEP ABRASION RESISTANCE**  
< 150 mm<sup>3</sup>

**8. LINEAR THERMAL EXPANSION**  
6 x 10<sup>-6</sup> °C

**9. THERMAL SHOCK RESISTANCE**  
No rating

**10. MOISTURE EXPANSION**  
No rating

**12. FROST RESISTANCE**  
Conforms

**13. CHEMICAL RESISTANCE**  
Conforms

**14. STAIN RESISTANCE**  
Class 5

**SLIP RESISTANCE (DIN 51130-51097)**  
Natural R10  
Anti Slip R11

## CERTIFICATIONS:



EPD: Available  
ISO 14001  
SASO-Approved

BES 819709

For LEED, BREEAM and WELL information, please ask for details. On request tiles can be tested to BS EN 16165:2021. HSE surface roughness and NCS Colour values are also available upon request. All sizes shown are nominal. Due to the printing process and differing screen values actual tile colours may vary. E&OE. © Solus Ceramics Limited 2025. 003.

The logo consists of the word "SOLUS" in a large, white, sans-serif font, stacked vertically. To the right of the word "SOLUS" is a green circular icon containing a white plus sign (+).

SOLUS

## About Solus Plus

Solus Plus is our new mark of assurance for responsibly sourced products. Built on the rigorous standards of BES 6001, it highlights collections produced by factories that demonstrate industry-leading sustainability across their entire supply chain, from raw material extraction to final delivery.

When specified through Solus, these products can contribute valuable credits toward BREEAM, LEED and WELL certification, helping you meet your environmental targets without compromising on quality or design. Look for the Solus Plus symbol to specify with confidence.

[Visit our website to learn more.](#)

[Back to top](#)