

Copenhagen

5 COLOURS | 2 FINISHES | 4 SIZES | 2 MOSAICS



S
O
S
L
U
S

Wall:
2COP104

Copenhagen

A stunning limestone-effect porcelain inspired by the oldest parts of Copenhagen.



Wall:
2COP102



COP-Ivory
2COP101
Natural R10 (A+B)



COP-Sand
2COP102
Natural R10 (A+B)



COP-Fawn
2COP105
Natural R10 (A+B)



COP-Steel
2COP104
Natural R10 (A+B)



COP-Grey
2COP103
Natural R10 (A+B)




COP-Ivory
2COP101
Textured R11 (A+B)




COP-Sand
2COP102
Textured R11 (A+B)



COP-Fawn
2COP105
Textured R11 (A+B)



COP-Steel
2COP104
Textured R11 (A+B)



COP-Grey
2COP103
Textured R11 (A+B)



Mosaic A


Available in all colours

225x225x9mm

Sticks 45x225mm

Natural R10 (A+B)

Textured R11 (A+B)



Mosaic B

Available in all colours

315x315x9mm

Chips 45x45mm

Natural R10 (A+B)

Textured R11 (A+B)

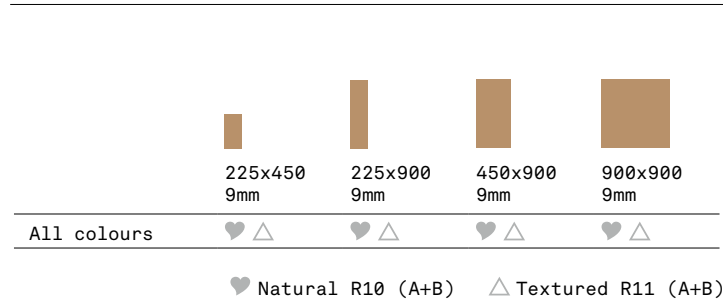
Copenhagen

APPEARANCE
Limestone

MATERIAL
Porcelain

USAGE
Floors and Walls

SIZES AND FINISHES



ISO 10545 RESULTS

2. DIMENSIONS AND SURFACE QUALITY
Conforms

3. WATER ABSORPTION
≤ 0.5%

4. FLEXURAL STRENGTH
≥ 35 N/mm²

6. DEEP ABRASION RESISTANCE
No rating

8. LINEAR THERMAL EXPANSION
9x10⁻⁶ °C

9. THERMAL SHOCK RESISTANCE
Conforms

10. MOISTURE EXPANSION
No rating

12. FROST RESISTANCE
Conforms

13. CHEMICAL RESISTANCE
Conforms

14. STAIN RESISTANCE
Conforms

**SLIP RESISTANCE
(DIN 51130-51097)**
Natural R10 (A+B)
Textured R11 (A+B)

MANUFACTURER CERTIFICATIONS:

EPD: Available

For LEED, BREEAM and WELL information, please ask for details. On request tiles can be tested to BS EN 16165:2021. HSE surface roughness and NCS Colour values are also available upon request. All sizes shown are nominal. Due to the printing process and differing screen values actual tile colours may vary. E&OE. © Solus Ceramics Limited 2023. 002a.