

Corinthian

7 COLOURS | 3 FINISHES | 3 SIZES



S
O
S
L
U
S

Floor:
3CQR101

Corinthian

An exquisite porcelain terrazzo-effect tile that recalls the palaces of Venice. Sober and classic, this surface may be used indoors and out.




Floor :
3COR102
3COR103

Corinthian




Floor:
3COR108
Wall:
3COR108



COR-White*
3COR101

Speckles composed of:


- Flesk 2RPV530
- Llandeilo 2RPV409
- Garnant 2RPV406
- Bann 2RPV528



COR-Blush*
3COR105

Speckles composed of:


- Blushman 2RPV555
- Ostman 2RPV554
- Tan 2RPV552
- Hirwaun 2RPV407



COR-Green*
3COR107

Speckles composed of:


- Avocado 2RPV557
- Cairngorms 2RPV431
- Blond 2RPV553
- Hirwaun 2RPV407




COR-Blue*
3COR108

Speckles composed of:


- Jeans 2RPV559
- Blueland 2RPV558
- Carnian 2RPV425
- Hirwaun 2RPV407



COR-Beige
3COR104



COR-Grey
3COR103













COR-Ash
3COR102



Floor:
3COR107

SIZES AND FINISHES

			
	600x600 10.5mm	600x600 20mm	890x890 10.5mm
 COR-White	● ○	△	○
 COR-Blush	● ○		○
 COR-Green	● ○		○
 COR-Blue	● ○		○
 COR-Beige	● ○	△	
 COR-Grey	● ○	△	
 COR-Ash	● ○		

● Matt R10 (A) ○ Honed △ Anti Slip R11 (A+B)

NOTES

* Selected tiles' speckles are composed of pieces from our Halogen range.

Corinthian

APPEARANCE

Terrazzo

MATERIAL

Porcelain

USAGE

Floors and Walls

ISO 10545 RESULTS

2. DIMENSIONS AND SURFACE QUALITY

Conforms

3. WATER ABSORPTION

$\leq 0.1\%$

4. FLEXURAL STRENGTH

$> 45 \text{ N/mm}^2$

6. DEEP ABRASION RESISTANCE

130 mm^3

8. LINEAR THERMAL EXPANSION

$< 7 \times 10^{-6} \text{ }^\circ\text{C}$

9. THERMAL SHOCK RESISTANCE

Conforms

10. MOISTURE EXPANSION

No rating

12. FROST RESISTANCE

Conforms

13. CHEMICAL RESISTANCE

Conforms

14. STAIN RESISTANCE

Conforms

SLIP RESISTANCE (DIN 51130-51097)

Matt R10 (A)

Anti Slip R11 (A+B)

MANUFACTURER CERTIFICATIONS:

EPD: Available

ISO 14001

For LEED, BREEAM and WELL information, please ask for details. On request tiles can be tested to BS EN 16165:2021. HSE surface roughness and NCS Colour values are also available upon request.

All sizes shown are nominal. Due to the printing process and differing screen values actual tile colours may vary. E&OE. © Solus Ceramics Limited 2024. 003.