

Cosmology

4 COLOURS | 3 FINISHES | 13 SIZES | 4 MOSAICS



S
O
S
L
U
S

Floor:
3LGY103

Cosmology

Cosmology realistically and physically replicates the look of natural slate. The surface of this high quality porcelain stoneware is littered with generous examples of iridescence, texture and imperfections.



Floor:
3LGY102

Cosmology




Floor:
3LGY104



Calcium
3LGY101



Radium
3LGY102
















Bromine
3LGY103



Krypton
3LGY104

SIZES AND FINISHES

													
	83x195 9.5mm Gramma 16 SX	83x195 9.5mm Gramma 16 DX	145x498 9.5mm Gramma 72	169x392 9.5mm Gramma 66 SX	169x392 9.5mm Gramma 66 DX	300x600 9.5mm	450x900 9.5mm	450x900 20mm	600x600 9.5mm	600x600 20mm	600x1200 9.5mm	900x900 9.5mm	900x900 20mm
All colours	♥	♥	♥	♥	♥	♥	♥	△	♥ ■ △	△	♥ ■	♥ ■	△
	<p>♥ Natural R10 (A+B) ■ Honed Polished △ Anti Slip R11 (A+B+C)</p>												

MOSAICS



Mosaic A

3AFD102d102

800x800x9mm

Matt R9



Mosaic B

3AFD104d102

800x800x9/20mm

Matt R9
Textured R11 (A+B+C)



Mosaic C

300x1200x9mm

Matt R9

Available in all
colours



Mosaic D

300x1200x9mm

Matt R9

Available in all
colours

Cosmology

APPEARANCE

Slate

MATERIAL

Porcelain

USAGE

Floors and Walls

SHADE VARIATION

V3 - Moderate

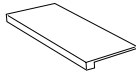
SPECIAL PIECES

More special pieces available.

For more information contact our sales team.

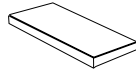
GRADINO PLUS

350x1200mm



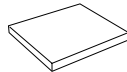
ANGOLO DX GRADINO

350x1200mm



ANGOLO GRADINO

350x350mm



ISO 10545 RESULTS

2. DIMENSIONS AND SURFACE QUALITY

Conforms

3. WATER ABSORPTION

< 0.5%

4. FLEXURAL STRENGTH

> 50 N/mm²

6. DEEP ABRASION RESISTANCE

< 145 mm³

8. LINEAR THERMAL EXPANSION

7×10^{-6} °C

9. THERMAL SHOCK RESISTANCE

Conforms

10. MOISTURE EXPANSION

No rating

12. FROST RESISTANCE

Conforms

13. CHEMICAL RESISTANCE

Conforms

14. STAIN RESISTANCE

Conforms

SLIP RESISTANCE (DIN 51130-51097)

Natural R10 (A+B)
Anti Slip R11 (A+B+C)

MANUFACTURER CERTIFICATIONS:



EPD: Available

ISO 14001

ISO 17889-1

For LEED, BREEAM and WELL information, please ask for details. On request tiles can be tested to BS EN 16165:2021. HSE surface roughness and NCS Colour values are also available upon request.

All sizes shown are nominal. Due to the printing process and differing screen values actual tile colours may vary. E&OE.
© Solus Ceramics Limited 2025. 010a.



> 40%

Pre-consumer