

Crest

11 COLOURS | 5 FINISHES | 2 SIZES



S
O
L
U
S

Counter:
5CRE106
Wall:
5CRE104

Crest

Offered in smooth, arched, and contoured formations, the eleven shades that compose Crest can be used to create a three-dimensional aesthetic on walls.



Wall:
5CRE102
5CRE103
Bench:
5CRE101

Crest



ABOVE
Wall:
5CRE104
Counter:
5CRE106

RIGHT
Bench:
5CRE101
Wall:
5CRE102
5CRE103



ABOVE
Wall:
5CRE101
5CRE104

GLOSS COLOUR



CRE-Gold
5CRE111

MATT COLOURS



CRE-White
5CRE102




CRE-Grey
5CRE107



CRE-Blush
5CRE101



CRE-Terra
5CRE110



CRE-Sugar
5CRE108




CRE-Sage
5CRE103



CRE-Blue
5CRE104



CRE-Emerald
5CRE109



CRE-Mahogany
5CRE106



CRE-Black
5CRE105

GLOSS ARCH COLOUR



CRE-Gold
5CRE111

MATT ARCH COLOURS




CRE-White
5CRE102



CRE-Grey
5CRE107



CRE-Blush
5CRE101



CRE-Terra
5CRE110



CRE-Sugar
5CRE108



CRE-Sage
5CRE103



CRE-Blue
5CRE104



CRE-Emerald
5CRE109



CRE-Mahogany
5CRE106



CRE-Black
5CRE105


GLOSS CONTOUR COLOURS



CRE-White
5CRE102



CRE-Grey
5CRE107



CRE-Blush
5CRE101



CRE-Terra
5CRE110



CRE-Sugar
5CRE108



CRE-Sage
5CRE103



CRE-Blue
5CRE104




CRE-Emerald
5CRE109



CRE-Mahogany
5CRE106



CRE-Black
5CRE105



CRE-Gold
5CRE111



Counter:
5CRE104
Wall:
5CRE104
5CRE103

SIZES AND FINISHES

| | 75x300 8mm | 75x300 13mm |
|--------------|---------------|----------------|
| CRE-White | ● | ♥ ◆ |
| CRE-Grey | ● | ♥ ◆ |
| CRE-Blush | ● | ♥ ◆ |
| CRE-Terra | ● | ♥ ◆ |
| CRE-Sugar | ● | ♥ ◆ |
| CRE-Sage | ● | ♥ ◆ |
| CRE-Blue | ● | ♥ ◆ |
| CRE-Emerald | ● | ♥ ◆ |
| CRE-Mahogany | ● | ♥ ◆ |
| CRE-Black | ● | ♥ ◆ |
| CRE-Gold | ■ | ◆ ▲ |

● Matt ♥ Matt Arch ■ Gloss ◆ Gloss Contour ▲ Gloss Arch

APPEARANCE

Mono Colour

MATERIAL

Ceramic

USAGE

Walls only

SPECIAL PIECES

Available in all colours.

For more information contact our sales team.

JOLLY TRIM

12x300mm

**ISO 10545 RESULTS****2. DIMENSIONS AND SURFACE QUALITY**

Conforms

3. WATER ABSORPTION

≤ 10%

4. FLEXURAL STRENGTH

>12-15 N/mm²

6. DEEP ABRASION RESISTANCE

No rating

8. LINEAR THERMAL EXPANSION

No rating

9. THERMAL SHOCK RESISTANCE

Conforms

10. MOISTURE EXPANSION

No rating

12. FROST RESISTANCE

No rating

13. CHEMICAL RESISTANCE

Conforms

14. STAIN RESISTANCE

Class 5

MANUFACTURER CERTIFICATIONS:

EPD: Available

For LEED, BREEAM and WELL information, please ask for details. NCS Colour values are available upon request.
All sizes shown are nominal. Due to the printing process and differing screen values actual tile colours may vary. E&OE.
© Solus Ceramics Limited 2024. 003.