

Cylinder

10 COLOURS | 2 FINISHES | 1 SIZE



S
LUS

Wall:
5CYL109
5CYL108

Cylinder

Comprising 10 monocolour wall tiles, one offered in a matt finish and the others in gloss, Cylinder is capable of creating an interplay between reflected light and shade.




Floor:
5CYL107

Cylinder




ABOVE
Wall:
5CYL110

RIGHT
Wall:
5CYL101



ABOVE
Wall:
5CYL111



CYL-White
5CYL105



CYL-Silver
5CYL106



CYL-Teal
5CYL104



CYL-Sky
5CYL108



CYL-Sea
5CYL102



CYL-Blue
5CYL109



CYL-Green
5CYL107



CYL-Mocha
5CYL110



CYL-Red
5CYL111



CYL-Natural
5CYL101













Wall:
5CYL102

SIZES AND FINISHES



150x450
15mm

 CYL-White	◆
 CYL-Silver	◆
 CYL-Teal	◆
 CYL-Sky	◆
 CYL-Sea	◆
 CYL-Blue	◆
 CYL-Green	◆
 CYL-Mocha	◆
 CYL-Red	◆
 CYL-Natural	●

● Matt ◆ Gloss

Cylinder

APPEARANCE

Mono Colour

MATERIAL

Ceramic

USAGE

Walls only

SHADE VARIATION

V1 - Uniform *

NOTES

* CYL-Natural has a shade variation of V2 - Light.

ISO 10545 RESULTS

2. DIMENSIONS AND SURFACE QUALITY

Conforms

3. WATER ABSORPTION

> 10%

4. FLEXURAL STRENGTH

> 12 N/mm²

6. DEEP ABRASION RESISTANCE

No rating

8. LINEAR THERMAL EXPANSION

No rating

9. THERMAL SHOCK RESISTANCE

Conforms

10. MOISTURE EXPANSION

No rating

12. FROST RESISTANCE

No rating

13. CHEMICAL RESISTANCE

Conforms

14. STAIN RESISTANCE

Conforms

MANUFACTURER CERTIFICATIONS:

EPD: Available

For LEED, BREEAM and WELL information, please ask for details. NCS Colour values are also available upon request. All sizes shown are nominal. Due to the printing process and differing screen values actual tile colours may vary. E&OE. © Solus Ceramics Limited 2023. 002a.