

# Damier

29 COLOURS | 2 FINISHES | 7 SIZES



S  
LUS

Floor:  
3DAM118  
3DAM113

# Damier

Checkerboard patterns with stone-effects offer precision and contemporary colour palettes. Damier delivers graphic impact while retaining a sense of balance and order.




Floor:  
3DAM128  
3DAM118

# Damier



ABOVE  
Floor:  
3DAM126  
3DAM128  
Wall:  
3DAM126

RIGHT  
Floor:  
3DAM128  
3DAM118



ABOVE  
Wall:  
3DAM109  
3DAM102



Floor:  
3DAM126  
3DAM118

CALIBRE A COLOURS

Only mix and match colours from the same calibre.



DAM-Glacial  
3DAM113



DAM-Lightning  
3DAM114



DAM-Cyclone  
3DAM115




DAM-Ivory  
3DAM128



DAM-Blizzard  
3DAM116



DAM-Snowstorm  
3DAM121



DAM-Raincloud  
3DAM120



DAM-Cloudy  
3DAM117

CALIBRE A COLOURS

Only mix and match colours from the same calibre.



DAM-White  
3DAM127




DAM-Cream  
3DAM129



DAM-Sandstorm  
3DAM124



DAM-Hailstorm  
3DAM123



DAM-Thunderstorm  
3DAM119



DAM-Riverbed  
3DAM122




DAM-Black  
3DAM118



DAM-Lava  
3DAM125

## CALIBRE A COLOURS



DAM-Green  
3DAM126



Only mix and match colours from the same calibre.

Floor:  
3DAM128  
3DAM125

CALIBRE B COLOURS

Only mix and match colours from the same calibre.



DAM-Pearl  
3DAM101



DAM-Bone  
3DAM102



DAM-Pale  
3DAM108




DAM-Sand  
3DAM112



DAM-Ash  
3DAM105



DAM-Oyster  
3DAM111



DAM-Fog  
3DAM104



DAM-Taupe  
3DAM107

CALIBRE B COLOURS

Only mix and match colours from the same calibre.



DAM-Smoke  
3DAM106



DAM-Grey  
3DAM110



DAM-Midnight  
3DAM103

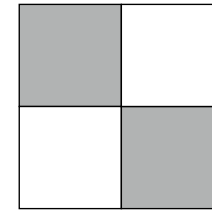


DAM-Coal  
3DAM109



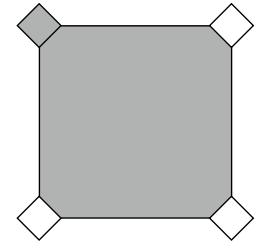
Floor:  
3DAM125  
3DAM118  
3DAM128

## LAYOUT EXAMPLES



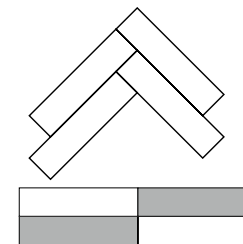
1) Checkerboard

Composition:  
300x300mm or  
600x600mm



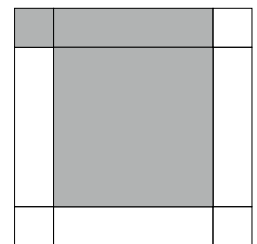
2) Octagon

Composition:  
300x300mm  
50x50mm (tozzeto)



3) Herringbone / Linear  
Checkerboard

Composition:  
75x300mm



4) Trellis

Composition:  
300x300mm  
75x300mm  
75x75mm





































## NOTES

Sizes are nominal. Actual sizes vary per calibre.

**Only mix and match colours from the same calibre. Tiles are only modular when selected from the same calibre group.**

To avoid lippage we recommend the use of self-levelling spacers.

## SIZES AND FINISHES

	 50x50 8.5mm Tozzeto	 75x75 8.5mm	 75x300 8.5mm	 300x300 8.5mm	 300x300 8.5mm Octagon	 300x600 8.5mm	 600x600 8.5mm
 DAM-Glacial	●	●	●	●	●	●	●
 DAM-Lightning	●	●	●	●	●	●	●
 DAM-Cyclone	●	●	●	●	●	●	●
 DAM-Ivory	♥	♥	♥	♥	♥	♥	♥
 DAM-Blizzard	●	●	●	●	●	●	●
 DAM-Snowstorm	●	●	●	●	●	●	●
 DAM-Raincloud	●	●	●	●	●	●	●
 DAM-Cloudy	●	●	●	●	●	●	●
 DAM-White	♥	♥	♥	♥	♥	♥	♥
 DAM-Cream	♥	♥	♥	♥	♥	♥	♥
 DAM-Sandstorm	●	●	●	●	●	●	●
 DAM-Hailstorm	●	●	●	●	●	●	●
 DAM-Thunderstorm	●	●	●	●	●	●	●
 DAM-Riverbed	●	●	●	●	●	●	●
 DAM-Black	●	●	●	●	●	●	●
 DAM-Lava	●	●	●	●	●	●	●
 DAM-Green	●	●	●	●	●	●	●
 DAM-Pearl	♥	♥	♥	♥	♥	♥	♥
 DAM-Bone	♥	♥	♥	♥	♥	♥	♥
 DAM-Pale	●	●	●	●	●	●	●
 DAM-Sand	♥	♥	♥	♥	♥	♥	♥
 DAM-Ash	●	●	●	●	●	●	●
 DAM-Oyster	♥	♥	♥	♥	♥	♥	♥
 DAM-Fog	●	●	●	●	●	●	●
 DAM-Taupe	●	●	●	●	●	●	●
 DAM-Smoke	●	●	●	●	●	●	●
 DAM-Grey	♥	♥	♥	♥	♥	♥	♥
 DAM-Midnight	●	●	●	●	●	●	●
 DAM-Coal	♥	♥	♥	♥	♥	♥	♥

## APPEARANCE

Marble  
Concrete  
Ceppo di Gre

## MATERIAL

Porcelain

## USAGE

Floors and Walls

## SHADE VARIATION

V3 - Moderate  
V2 - Light

## ISO 10545 RESULTS

### 2. DIMENSIONS AND SURFACE QUALITY

Conforms

### 3. WATER ABSORPTION

$\leq 0.5\%$

### 4. FLEXURAL STRENGTH

$> 35 \text{ N/mm}^2$

### 6. DEEP ABRASION RESISTANCE

No rating

### 8. LINEAR THERMAL EXPANSION

No rating

### 9. THERMAL SHOCK RESISTANCE

No rating

### 10. MOISTURE EXPANSION

No rating

### 12. FROST RESISTANCE

Conforms

### 13. CHEMICAL RESISTANCE

Conforms

### 14. STAIN RESISTANCE

Class 5

### SLIP RESISTANCE (DIN 51130-51097)

Matt R9 (A+B)  
Matt R10 (A+B)

## MANUFACTURER CERTIFICATIONS:

EPD: Available

For LEED, BREEAM and WELL information, please ask for details. On request tiles can be tested to BS EN 16165:2021. HSE surface roughness and NCS Colour values are also available upon request. All sizes shown are nominal. Due to the printing process and differing screen values actual tile colours may vary. E&OE. © Solus Ceramics Limited 2026. 001c.