

# Devoted

5 COLOURS | 2 FINISHES | 9 SIZES | 2 MOSAICS



S  
LUS

Floor:  
3TEH101



# Devoted

Beautifully encapsulating the elemental nature of freshly hewn stone and subtle variegations of marble, Devoted is composed of five bold and powerful core products, each offered in a corresponding mosaic format.



Floor:  
3TEH104



# Devoted



ABOVE  
Floor:  
3TEH101

RIGHT  
Floor:  
3TEH106



ABOVE  
Floor:  
3TEH101





Committed  
3TEH105




Faithful  
3TEH106



Dedicated  
3TEH104



Dutiful  
3TEH101



True  
3TEH102



Wall:  
3TEH105

## SIZES AND FINISHES

	300x600 8mm	600x600 8mm	600x600 20mm	600x1200 8mm	600x1200 20mm	750x750 6mm	750x1500 6mm	1000x1000 6mm	1000x1000 20mm
Committed	♥	♥ ●	●	♥	●	♥	♥	♥ ●	●
Faithful	♥	♥ ●	●	♥	●	♥	♥	♥ ●	●
Dedicated	♥	♥ ●	●	♥	●	♥	♥	♥ ●	●
Dutiful	♥	♥ ●	●	♥	●	♥	♥	♥ ●	●
True	♥	♥ ●	●	♥	●	♥	♥	♥ ●	●

♥ Natural R10 (A+B)    ● Anti Slip R11 (A+B+C)



## MOSAICS




Committed Mosaic A  
3TEH105M104  
300x300x8 (31x31x8 chips)  
Natural R10 (A+B)




Faithful Mosaic A  
3TEH106M105  
300x300x8 (31x31x8 chips)  
Natural R10 (A+B)



Dedicated Mosaic A  
3TEH104M103  
300x300x8 (31x31x8 chips)  
Natural R10 (A+B)



Dutiful Mosaic A  
3TEH101M101  
300x300x8 (31x31x8 chips)  
Natural R10 (A+B)



True Mosaic A  
3TEH102M102  
300x300x8 (31x31x8 chips)  
Natural R10 (A+B)



Committed Mosaic B  
3TEH105M204  
300x300x8 (47x47x8 chips)  
Natural R10 (A+B)



Faithful Mosaic B  
3TEH106M205  
300x300x8 (47x47x8 chips)  
Natural R10 (A+B)



Dedicated Mosaic B  
3TEH104M203  
300x300x8 (47x47x8 chips)  
Natural R10 (A+B)



Dutiful Mosaic B  
3TEH101M201  
300x300x8 (47x47x8 chips)  
Natural R10 (A+B)



True Mosaic B  
3TEH102M202  
300x300x8 (47x47x8 chips)  
Natural R10 (A+B)

## APPEARANCE

Marble

## MATERIAL

Porcelain

## USAGE

Floors and Walls

## SHADE VARIATION

V3 - Moderate

## SPECIAL PIECES

More special pieces available.

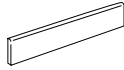
For more information contact our sales team.

## BULLNOSE

70x600x8mm

65x750x6mm

65x1000x6mm



## ISO 10545 RESULTS

### 2. DIMENSIONS AND SURFACE QUALITY

Conforms

### 3. WATER ABSORPTION

$\leq 0.05\%$

### 4. FLEXURAL STRENGTH

$> 48 \text{ N/mm}^2$

### 6. DEEP ABRASION RESISTANCE

140 mm<sup>3</sup>

### 8. LINEAR THERMAL EXPANSION

7 MK<sup>-1</sup>

### 9. THERMAL SHOCK RESISTANCE

Conforms

### 10. MOISTURE EXPANSION

No rating

### 12. FROST RESISTANCE

Conforms

### 13. CHEMICAL RESISTANCE

Conforms

### 14. STAIN RESISTANCE

Class 5

### SLIP RESISTANCE (DIN 51130-51097)

Natural R10 (A+B)

Anti Slip R11 (A+B+C)

## MANUFACTURER CERTIFICATIONS:



EPD: Available

ISO 14001

For LEED, BREEAM and WELL information, please ask for details. On request tiles can be tested to BS EN 16165:2021. HSE surface roughness and NCS Colour values are also available upon request. All sizes shown are nominal. Due to the printing process and differing screen values actual tile colours may vary. E&OE. © Solus Ceramics Limited 2024. 006.