

# Devoted

5 COLOURS | 3 FINISHES | 15 SIZES | 2 MOSAICS



SOS  
LUS



Floor:  
3TEH101

# Devoted

Beautifully encapsulating the elemental nature of freshly hewn stone and subtle variegations of marble, Devoted is composed of five bold and powerful core products, each offered in a corresponding mosaic format.



S  
LUS

Solus Plus ranges are responsibly sourced in line with the BES 6001 standard.

For more information, [click here](#)

Floor:  
3TEH104

# Devoted



ABOVE  
Floor:  
3TEH101

RIGHT  
Floor:  
3TEH106




ABOVE  
Floor:  
3TEH101



Committed  
3TEH105




Faithful  
3TEH106



Dedicated  
3TEH104















Dutiful  
3TEH101
















True  
3TEH102

## SIZES AND FINISHES

							
	300x600 8mm	600x600 8mm	600x600 20mm	600x1200 8mm	600x1200 20mm	750x750 6mm	750x1500 6mm
 Committed	♥ ●	♥ ●	●	♥ ●	●	♥	♥
 Faithful	♥ ●	♥ ●	●	♥ ●	●	⊗ ♥	⊗ ♥
 Dedicated	♥ ●	♥ ●	●	♥ ●	●	⊗ ♥	⊗ ♥
 Dutiful	♥ ●	♥ ●	●	♥ ●	●	♥	♥
 True	♥ ●	♥ ●	●	♥ ●	●	⊗ ♥	⊗ ♥

⊗ Natural R10 (A)   ♥ Natural R10 (A+B)   ● Anti Slip R11 (A+B+C)

								
	1000x1000 6mm	1000x1000 20mm	1200x1200 6mm	1200x1200 8mm	1200x1200 20mm	1200x2700 6mm	1500x1500 6mm	1500x3000 6mm
 Committed	♥ ●	●		♥	●			
 Faithful	⊗ ♥ ●	●	⊗	♥	●	⊗	⊗	⊗
 Dedicated	⊗ ♥ ●	●	⊗	♥	●	⊗	⊗	⊗
 Dutiful	♥ ●	●		♥	●			
 True	⊗ ♥ ●	●	⊗	♥	●	⊗	⊗	⊗

⊗ Natural R10 (A)   ♥ Natural R10 (A+B)   ● Anti Slip R11 (A+B+C)

## MOSAICS




Committed Mosaic A  
3TEH105M104  
300x300x8 (31x31x8 chips)  
Natural R10 (A+B)




Faithful Mosaic A  
3TEH106M105  
300x300x8 (31x31x8 chips)  
Natural R10 (A+B)



Dedicated Mosaic A  
3TEH104M103  
300x300x8 (31x31x8 chips)  
Natural R10 (A+B)



Dutiful Mosaic A  
3TEH101M101  
300x300x8 (31x31x8 chips)  
Natural R10 (A+B)



True Mosaic A  
3TEH102M102  
300x300x8 (31x31x8 chips)  
Natural R10 (A+B)



Committed Mosaic B  
3TEH105M204  
300x300x8 (47x47x8 chips)  
Natural R10 (A+B)



Faithful Mosaic B  
3TEH106M205  
300x300x8 (47x47x8 chips)  
Natural R10 (A+B)



Dedicated Mosaic B  
3TEH104M203  
300x300x8 (47x47x8 chips)  
Natural R10 (A+B)



Dutiful Mosaic B  
3TEH101M201  
300x300x8 (47x47x8 chips)  
Natural R10 (A+B)



True Mosaic B  
3TEH102M202  
300x300x8 (47x47x8 chips)  
Natural R10 (A+B)

# Devoted

## APPEARANCE

Marble

## MATERIAL

Porcelain

## USAGE

Floors and Walls

## SHADE VARIATION

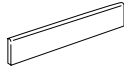
V3 - Moderate

## SPECIAL PIECES

More special pieces available.  
For more information contact our sales team.

## BULLNOSE

70x600x8mm  
65x750x6mm  
65x1000x6mm



## ISO 10545 RESULTS

### 2. DIMENSIONS AND SURFACE QUALITY

Conforms

### 3. WATER ABSORPTION

$\leq 0.05\%$

### 4. FLEXURAL STRENGTH

$> 48 \text{ N/mm}^2$

### 6. DEEP ABRASION RESISTANCE

140 mm<sup>3</sup>

### 8. LINEAR THERMAL EXPANSION

7 MK<sup>-1</sup>

### 9. THERMAL SHOCK RESISTANCE

Conforms

### 10. MOISTURE EXPANSION

No rating

### 12. FROST RESISTANCE

Conforms

### 13. CHEMICAL RESISTANCE

Conforms

### 14. STAIN RESISTANCE

Class 5

### SLIP RESISTANCE (DIN 51130-51097)

Natural R10 (A)  
Natural R10 (A+B)  
Anti Slip R11 (A+B+C)

## CERTIFICATIONS:

ecovadis



BES 819709

EPD: Available  
ISO 14001  
SASO-Approved

For LEED, BREEAM and WELL information, please ask for details. On request tiles can be tested to BS EN 16165:2021. HSE surface roughness and NCS Colour values are also available upon request. All sizes shown are nominal. Due to the printing process and differing screen values actual tile colours may vary. E&OE. © Solus Ceramics Limited 2025. 007.



Solus Plus ranges are responsibly sourced in line with the BES 6001 standard for the responsible sourcing of construction products.

**BIRMINGHAM**  
Unit 1 Cole River Park  
Warwick Road B11 2QX

**LONDON**  
80 Clerkenwell Road  
EC1M 5RJ

**MANCHESTER**  
14 Kennedy Street  
M2 4BY

[solusceramics.com](http://solusceramics.com)  
+44 (0)121 753 0777  
[sales@solusceramics.com](mailto:sales@solusceramics.com)

The logo consists of the word "SOLUS" in a large, white, sans-serif font, stacked vertically. To the right of the middle letter "O" is a green circular icon containing a white plus sign (+).

S  
O  
LUS

## About Solus Plus

Solus Plus is our new mark of assurance for responsibly sourced products. Built on the rigorous standards of BES 6001, it highlights collections produced by factories that demonstrate industry-leading sustainability across their entire supply chain, from raw material extraction to final delivery.

When specified through Solus, these products can contribute valuable credits toward BREEAM, LEED and WELL certification, helping you meet your environmental targets without compromising on quality or design. Look for the Solus Plus symbol to specify with confidence.

[Visit our website to learn more.](#)

[Back to top](#)