

# Drift

8 COLOURS | 2 FINISHES | 5 SIZES | 3 MOSAICS | 3 DECORS



S  
O  
LUS



Floor:  
3DRF104  
Wall:  
3DRF108  
Desk:  
3DRF107

# Drift

With a design inspired by the ancient rammed earth construction technique the aesthetic of this collection is organic and meditative. Drift comes in large formats intensifying its natural expression. This range is certified Carbon Zero.



S  
O  
LUS

Solus Plus ranges are responsibly sourced in line with the BES 6001 standard.

For more information, [click here](#)

Floor:  
3DRF104  
Wall:  
3DRF106  
3DRF109D101  
3DRF110D102  
3DRF111D103

# Drift



ABOVE  
Floor:  
3DRF101  
Wall:  
3DRF105  
3DRF105M102



ABOVE  
Floor:  
3DRF104  
Wall:  
3DRF105



RIGHT  
Floor:  
3DRF104  
Desk:  
3DRF107



DRF-Bone  
3DRF101



DRF-Greige  
3DRF102



DRF-Brown  
3DRF103



DRF-Grey  
3DRF104



DRF-Ivory  
3DRF105



DRF-Light  
3DRF106



DRF-Sand  
3DRF107



DRF-Fossil  
3DRF108



Wall:  
3DRF109D101  
3DRF110D102  
3DRF111D103  
Floor:  
3DRF104


## MOSAICS



DRF-Mosaic A  
3DRF107M101  
300x300x9mm  
Matt




DRF-Mosaic B  
3DRF105M102  
300x300x9mm  
Matt



DRF-Mosaic C  
3DRF106M103  
300x300x9mm  
Matt


## DECORS



DRF-Decor A  
3DRF109D101  
1200x2800x6mm  
Matt



DRF-Decor B  
3DRF110D102  
1200x2800x6mm  
Matt



DRF-Decor C  
3DRF111D103  
1200x2800x6mm  
Matt



Floor:  
3DRF101

## SIZES AND FINISHES

|            | 600x1200<br>9mm | 600x1200<br>20mm | 1200x1200<br>9mm | 1200x2400<br>9mm | 1200x2800<br>6mm |
|------------|-----------------|------------------|------------------|------------------|------------------|
| DRF-Bone   | ● △             | △                | ●                | ●                |                  |
| DRF-Greige | ●               |                  | ●                | ●                |                  |
| DRF-Brown  | ●               |                  | ●                | ●                |                  |
| DRF-Grey   | ●               |                  | ●                | ●                |                  |
| DRF-Ivory  | ●               |                  |                  |                  | ●                |
| DRF-Light  | ●               |                  |                  |                  | ●                |
| DRF-Sand   | ●               |                  |                  |                  | ●                |
| DRF-Fossil | ●               |                  |                  |                  | ●                |

● Matt R10 (A+B)    △ Anti Slip R11 (A+B+C)

## NOTES

To avoid lippage we recommend the use of self-levelling spacers

# Drift

## APPEARANCE

Stone

## MATERIAL

Porcelain

## USAGE

Floors and Walls

## ISO 10545 RESULTS

### 2. DIMENSIONS AND SURFACE QUALITY

Conforms

### 3. WATER ABSORPTION

≤ 0.08%

### 4. FLEXURAL STRENGTH

50-52 N/mm<sup>2</sup>

### 6. DEEP ABRASION RESISTANCE

140 mm<sup>3</sup>

### 8. LINEAR THERMAL EXPANSION

No rating

### 9. THERMAL SHOCK RESISTANCE

Conforms

### 10. MOISTURE EXPANSION

No rating

### 12. FROST RESISTANCE

Conforms

### 13. CHEMICAL RESISTANCE

Conforms

### 14. STAIN RESISTANCE

Class 4-5

### SLIP RESISTANCE

(DIN 51130-51097)

Matt R10 (A+B)

Anti Slip R11 (A+B+C)

## CERTIFICATIONS:



EPD: Available

ISO 14001

SASO-Approved

For LEED, BREEAM and WELL information, please ask for details. On request tiles can be tested to BS EN 16165:2021. HSE surface roughness and NCS Colour values are also available upon request. All sizes shown are nominal. Due to the printing process and differing screen values actual tile colours may vary. E&OE. © Solus Ceramics Limited 2026. 002.



Solus Plus ranges are responsibly sourced in line with the BES 6001 standard for the responsible sourcing of construction products.

**BIRMINGHAM**  
Unit 1 Cole River Park  
Warwick Road B11 2QX

**LONDON**  
80 Clerkenwell Road  
EC1M 5RJ

**MANCHESTER**  
14 Kennedy Street  
M2 4BY

[solusceramics.com](http://solusceramics.com)  
+44 (0)121 753 0777  
[sales@solusceramics.com](mailto:sales@solusceramics.com)

The logo consists of the word "SOLUS" in a large, white, sans-serif font, stacked vertically. To the right of the middle "O" is a green circular icon containing a white plus sign (+). The background of the entire page is a photograph of large piles of sand and gravel in an industrial setting, with a vertical metal beam in the center.

SOLUS

## About Solus Plus

Solus Plus is our new mark of assurance for responsibly sourced products. Built on the rigorous standards of BES 6001, it highlights collections produced by factories that demonstrate industry-leading sustainability across their entire supply chain, from raw material extraction to final delivery.

When specified through Solus, these products can contribute valuable credits toward BREEAM, LEED and WELL certification, helping you meet your environmental targets without compromising on quality or design. Look for the Solus Plus symbol to specify with confidence.

[Visit our website to learn more.](#)

[Back to top](#)