

6 COLOURS | 2 FINISHES | 5 SIZES | 3 DECORS

Dryland

SOS
LUS



Floor:
3DRY105
Wall:
3DRY104

Dryland

Dryland is a porcelain collection available in a warm, neutral palette. Ideal for floors and walls, three decors and a variety of sizes extend the design possibilities achievable with this range.



S
LUS



Solus Plus ranges are responsibly sourced in line with the BES 6001 standard.

For more information, [click here](#)

Floor:
3DRY102
Wall:
3DRY108D102
3DRY102

Dryland



ABOVE
Floor:
3DRY104
Wall:
3DRY109D103



RIGHT
Floor:
3DRY103
Wall:
3DRY102



ABOVE
Floor:
3DRY107D101



DRY-Light
3DRY101



DRY-Bone
3DRY102



DRY-Tan
3DRY103



DRY-Sand
3DRY104



DRY-Brown
3DRY105



DRY-Copper
3DRY106




Wall:
3DRY109D103



DRY-Decor A
3DRY107D101
600x1200x9mm
Matt R10 (A+B)



DRY-Decor B
3DRY108D102
600x1200x9mm
Matt R10 (A+B)














DRY-Decor C
3DRY109D103
600x600x9mm
Matt



Floor:
3DRY104

SIZES AND FINISHES

	 300x600 9mm	 600x600 9mm	 600x600 20mm	 600x1200 9mm	 1200x1200 9mm
 DRY-Light	●	●	△	● △	●
 DRY-Bone	●	●	△	● △	●
 DRY-Tan	●	●		●	●
 DRY-Sand	●	●		●	●
 DRY-Brown	●	●	△	● △	●
 DRY-Copper	●	●		●	●

● Matt R10 (A+B) △ Anti Slip R11 (A+B+C)

NOTES

To avoid lippage we recommend the use of self-levelling spacers

Dryland

APPEARANCE

Stone

MATERIAL

Porcelain

USAGE

Floors and Walls

SHADE VARIATION

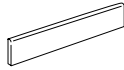
V2 - Light

SPECIAL PIECES

For more information contact our sales team.

BATTISCOPIA

70x600mm



ISO 10545 RESULTS

2. DIMENSIONS AND SURFACE QUALITY

Conforms

3. WATER ABSORPTION

$\leq 0.2\%$

4. FLEXURAL STRENGTH

Conforms

6. DEEP ABRASION RESISTANCE

Conforms

8. LINEAR THERMAL EXPANSION

$\leq 7 \cdot 10^{-6} \cdot C^{-1}$

9. THERMAL SHOCK RESISTANCE

Conforms

10. MOISTURE EXPANSION

$\leq 0.02\%$ (0.2 mm/m)

12. FROST RESISTANCE

Conforms

13. CHEMICAL RESISTANCE

Conforms

14. STAIN RESISTANCE

Conforms

SLIP RESISTANCE (DIN 51130-51097)

Matt R10 (A+B)

Anti Slip R11 (A+B+C)

CERTIFICATIONS:

Declare.



EPD: Available
ISO 14001
ISO 17889-1
SASO-Approved

For LEED, BREEAM and WELL information, please ask for details. On request tiles can be tested to BS EN 16165:2021. HSE surface roughness and NCS Colour values are also available upon request. All sizes shown are nominal. Due to the printing process and differing screen values actual tile colours may vary. E&OE. © Solus Ceramics Limited 2025. 001.



Solus Plus ranges are responsibly sourced in line with the BES 6001 standard for the responsible sourcing of construction products.

BIRMINGHAM
Unit 1 Cole River Park
Warwick Road B11 2QX

LONDON
80 Clerkenwell Road
EC1M 5RJ

MANCHESTER
14 Kennedy Street
M2 4BY

solusceramics.com
+44 (0)121 753 0777
sales@solusceramics.com

The logo consists of the word "SOLUS" in a large, white, sans-serif font, stacked vertically. To the right of the word "SOLUS" is a green circular icon containing a white plus sign (+).

S
O
L
U
S

About Solus Plus

Solus Plus is our new mark of assurance for responsibly sourced products. Built on the rigorous standards of BES 6001, it highlights collections produced by factories that demonstrate industry-leading sustainability across their entire supply chain, from raw material extraction to final delivery.

When specified through Solus, these products can contribute valuable credits toward BREEAM, LEED and WELL certification, helping you meet your environmental targets without compromising on quality or design. Look for the Solus Plus symbol to specify with confidence.

[Visit our website to learn more.](#)

[Back to top](#)