

Emboss

7 COLOURS | 1 FINISH | 6 SIZES | 1 MOSAIC | 1 DECOR



S
O
L
U
S

Floor:
2EMB102
Wall:
2EMB102
2EMB103
2EMB103D003

Emboss

A spectrum of softer pastel hues, imprinted with geometric effects that give texture and variation. Available in a soft-feeling surface with great anti-slip properties.



Floor:
2EMB107

FLOOR AND WALL TILES



EMB-Ivory
2EMB107



EMB-Cream
2EMB105



EMB-Tan
2EMB104



EMB-Grey
2EMB102



EMB-Ash
2EMB101



EMB-Blue
2EMB103



EMB-Green
2EMB106



Wall:
2EMB105
2EMB104d004
Floor:
2EMB104

DECORS




Decor A

182x210x9.5mm Hexagon
300x600x9.5mm

Natural R10 (A+B)

Available in all colours

MOSAICS
















Mosaic

300x300x9.5mm
(30x30mm chips)

Natural R10 (A+B)

Available in all colours

SIZES AND FINISHES

						
	300x600 9.5mm	400x800 9.5mm	600x600 9.5mm	600x1200 9.5mm	800x800 9.5mm	1200x1200 9.5mm
 EMB-Ivory	♥	♥	♥	♥	♥	♥
 EMB-Cream	♥	♥	♥	♥	♥	♥
 EMB-Tan		♥			♥	
 EMB-Grey		♥			♥	♥
 EMB-Ash		♥			♥	♥
 EMB-Blue	♥	♥	♥	♥	♥	
 EMB-Green	♥	♥	♥	♥	♥	

♥ Natural R10 (A+B)

Emboss

APPEARANCE
Concrete

MATERIAL
Porcelain

USAGE
Floors and Walls

SHADE VARIATION
V3 - Moderate

SPECIAL PIECES
Available in all colours.
For more information contact our sales team.

SKIRTING
70x600mm
46x800mm



STAIR TREAD
330x1200mm



STEP
330x1200mm



ANGOLARE DX/SX
330x1200mmx32x32



BULLNOSE
50x150mm



ISO 10545 RESULTS

2. DIMENSIONS AND SURFACE QUALITY
Conforms

3. WATER ABSORPTION
≤ 6%

4. FLEXURAL STRENGTH
32 N/mm²

6. DEEP ABRASION RESISTANCE
No rating

8. LINEAR THERMAL EXPANSION
9 x10⁻⁶ °C

9. THERMAL SHOCK RESISTANCE
Conforms

10. MOISTURE EXPANSION
No rating

12. FROST RESISTANCE
Conforms

13. CHEMICAL RESISTANCE
Conforms

14. STAIN RESISTANCE
Conforms

**SLIP RESISTANCE
(DIN 51130-51097)**
Natural R10 (A+B)

MANUFACTURER CERTIFICATIONS:



EPD: Available
ISO 14001

For LEED, BREEAM and WELL information, please ask for details. On request tiles can be tested to BS EN 16165:2021. HSE surface roughness and NCS Colour values are also available upon request. All sizes shown are nominal. Due to the printing process and differing screen values actual tile colours may vary. E&OE. © Solus Ceramics Limited 2026. 004.