

# Emboss

7 COLOURS | 1 FINISH | 6 SIZES | 1 MOSAIC | 1 DECOR



S  
O  
L  
U  
S

Floor:  
2EMB102  
Wall:  
2EMB102  
2EMB103  
2EMB103D003

# Emboss

A spectrum of softer pastel hues, imprinted with geometric effects that give texture and variation. Available in a soft-feeling surface with great anti-slip properties.



Floor:  
2EMB107

## FLOOR AND WALL TILES



EMB-Ivory  
2EMB107



EMB-Cream  
2EMB105



EMB-Tan  
2EMB104



EMB-Grey  
2EMB102



EMB-Ash  
2EMB101



EMB-Blue  
2EMB103



EMB-Green  
2EMB106



Wall:  
2EMB105  
2EMB104d004  
Floor:  
2EMB104

## DECORS




### Decor A

182x210x9.5mm Hexagon  
300x600x9.5mm

Natural R10 (A+B)

Available in all colours

## MOSAICS
















### Mosaic

300x300x9.5mm  
(30x30mm chips)

Natural R10 (A+B)

Available in all colours

## SIZES AND FINISHES

|   |  |  |  |  |  |  |
|---|---|---|---|---|---|---|
|   | 300x600<br>9.5mm  | 400x800<br>9.5mm  | 600x600<br>9.5mm  | 600x1200<br>9.5mm   | 800x800<br>9.5mm  | 1200x1200<br>9.5mm  |
|  EMB-Ivory | ♥   | ♥   | ♥   | ♥   | ♥   | ♥   |
|  EMB-Cream | ♥   | ♥   | ♥   | ♥   | ♥   | ♥   |
|  EMB-Tan   |   | ♥   |   |   | ♥   |   |
|  EMB-Grey  |   | ♥   |   |   | ♥   | ♥   |
|  EMB-Ash   |   | ♥   |   |   | ♥   | ♥   |
|  EMB-Blue  | ♥   | ♥   | ♥   | ♥   | ♥   |   |
|  EMB-Green | ♥   | ♥   | ♥   | ♥   | ♥   |   |

♥ Natural R10 (A+B)

# Emboss

**APPEARANCE**  
Concrete

**MATERIAL**  
Porcelain

**USAGE**  
Floors and Walls

**SHADE VARIATION**  
V3 - Moderate

**SPECIAL PIECES**  
Available in all colours.  
For more information contact our sales team.

**SKIRTING**  
70x600mm  
46x800mm



**STAIR TREAD**  
330x1200mm



**STEP**  
330x1200mm



**ANGOLARE DX/SX**  
330x1200mmx32x32



**BULLNOSE**  
50x150mm



## ISO 10545 RESULTS

**2. DIMENSIONS AND SURFACE QUALITY**  
Conforms

**3. WATER ABSORPTION**  
≤ 6%

**4. FLEXURAL STRENGTH**  
32 N/mm<sup>2</sup>

**6. DEEP ABRASION RESISTANCE**  
No rating

**8. LINEAR THERMAL EXPANSION**  
9 x10<sup>-6</sup> °C

**9. THERMAL SHOCK RESISTANCE**  
Conforms

**10. MOISTURE EXPANSION**  
No rating

**12. FROST RESISTANCE**  
Conforms

**13. CHEMICAL RESISTANCE**  
Conforms

**14. STAIN RESISTANCE**  
Conforms

**SLIP RESISTANCE  
(DIN 51130-51097)**  
Natural R10 (A+B)

## MANUFACTURER CERTIFICATIONS:



EPD: Available  
ISO 14001

For LEED, BREEAM and WELL information, please ask for details. On request tiles can be tested to BS EN 16165:2021. HSE surface roughness and NCS Colour values are also available upon request. All sizes shown are nominal. Due to the printing process and differing screen values actual tile colours may vary. E&OE. © Solus Ceramics Limited 2026. 006.