

Eminence

5 COLOURS | 2 FINISHES | 8 SIZES | 1 MOSAIC | 1 TRIM



S
LUS

Floor:
2WWT104
Wall:
2WWT105

Eminence

A dynamic porcelain range that delivers the look of modern stone, Eminence is available in 5 neutral colours, various slabs embedded with metallic strips.



Floor:
2WWT104
Wall:
2WWT105



Honor
2WWT101



Esteem
2WWT102



Kudos
2WWT103



Celebrity
2WWT104




Rise
2WWT105



MOSAIC AND TRIM
















Bronze trim
5x1200mm



Mosaic
All colours
300x300x9mm
Matt R10

SIZES AND FINISHES

								
	300x600 9mm	600x600 9mm	600x600 20mm	600x1200 9mm	600x1200 20mm	800x800 9mm	1200x1200 9mm	1200x2780 6mm *
 Honor	● △	● △		●		●	●	●
 Esteem	● △	● △	△	●	△	●	●	●
 Kudos	● △	● △		●		●	●	●
 Celebrity	● △	● △	△	●	△	●	●	●
 Rise	● △	● △	△	●	△	●	●	●

● Matt R10 △ Textured R11 (A+B+C)

NOTES

* 1200x2780x6mm is for walls only.

Eminence

APPEARANCE

Limestone

MATERIAL

Porcelain

USAGE

Floors and Walls

SHADE VARIATION

V3 - Moderate

SPECIAL PIECES

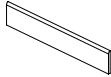
Available in all colours.

For more information contact our sales team.

BATTISCOPIA

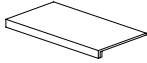
72x600mm

72x800mm



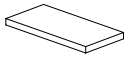
SCALINO

330x1200mm



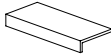
SCALINO ANGOLARE

330x1200mm



ELEMENTO ELLE

150x600mm



ISO 10545 RESULTS

2. DIMENSIONS AND SURFACE QUALITY

Conforms

3. WATER ABSORPTION

$\leq 0.1\%$

4. FLEXURAL STRENGTH

40 N/mm²

6. DEEP ABRASION RESISTANCE

150 mm³

8. LINEAR THERMAL EXPANSION

$< 7 \text{ (MK)}^{-1}$

9. THERMAL SHOCK RESISTANCE

Conforms

10. MOISTURE EXPANSION

No rating

12. FROST RESISTANCE

Conforms

13. CHEMICAL RESISTANCE

Conforms

14. STAIN RESISTANCE

Conforms

SLIP RESISTANCE (DIN 51130-51097)

Matt R10

Textured R11 (A+B+C)

MANUFACTURER CERTIFICATIONS:



EPD: Available
ISO 14001
ISO 17889-1
SASO-Approved

For LEED, BREEAM and WELL information, please ask for details. On request tiles can be tested to BS EN 16165:2021. HSE surface roughness and NCS Colour values are also available upon request. All sizes shown are nominal. Due to the printing process and differing screen values actual tile colours may vary. E&OE. © Solus Ceramics Limited 2026. 007.