

Enterprise

5 COLOURS | 2 FINISHES | 11 SIZES | 1 MOSAIC



S
O
LUS

Floor:
2PFD104

Enterprise

Concrete effect tiles inspired by modern Japanese residential architecture and design. Enterprise effortlessly evokes the complex character of concrete, in a choice of five shades.



Floor:
2PFD101
Wall:
2PFD101





Drive
2PFD102



Ambition
2PFD101



Project
2PFD104

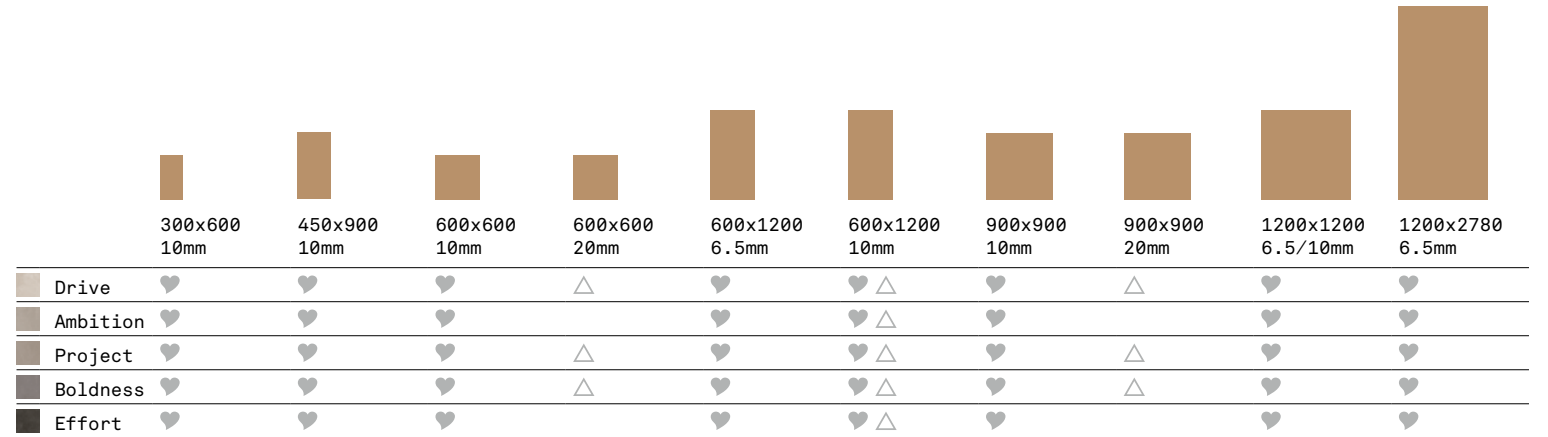


Boldness
2PFD103



Effort
2PFD105

SIZES AND FINISHES




♥ Natural R10 (A) △ Natural R11 (A+B+C)



Floor:
2PFD102

MOSAICS



Mosaic

300x300x10mm (50x50)

Natural R10 (A)

Available in all colours

APPEARANCE

Concrete

MATERIAL

Porcelain

USAGE

Floors and Walls

SHADE VARIATION

V2 - Light

SPECIAL PIECES

20mm thickness special pieces available.
For more information contact our sales team.

BATTISCOPIA

60x1200mm

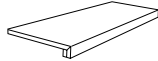
60x900mm

60x600mm



GRADONE STEP

1200x325mm



ISO 10545 RESULTS

2. DIMENSIONS AND SURFACE QUALITY

Conforms

3. WATER ABSORPTION

< 11%

4. FLEXURAL STRENGTH

> 45 N/mm²

6. DEEP ABRASION RESISTANCE

140 mm³

8. LINEAR THERMAL EXPANSION

7×10^{-6} °C

9. THERMAL SHOCK RESISTANCE

Conforms

10. MOISTURE EXPANSION

No rating

12. FROST RESISTANCE

Conforms

13. CHEMICAL RESISTANCE

Conforms

14. STAIN RESISTANCE

Conforms

SLIP RESISTANCE (DIN 51130-51097)

Natural R10 (A)

Natural R11 (A+B+C)

MANUFACTURER CERTIFICATIONS:



EPD: Available

ISO 14001

For LEED, BREEAM and WELL information, please ask for details. On request tiles can be tested to BS EN 16165:2021. HSE surface roughness and NCS Colour values are also available upon request. All sizes shown are nominal. Due to the printing process and differing screen values actual tile colours may vary. E&OE. © Solus Ceramics Limited 2026. 007.



25%
Pre-consumer