

Estate

5 COLOURS | 2 FINISHES | 7 SIZES



SOS
LUS

Floor:
3TDC101



Braithwell
3TDC101



Kernal
3TDC104



Athersley
3TDC102















Ellerton
3TDC103



Cotleigh
3TDC105

SIZES AND FINISHES

	 450x450 9mm	 450x900 9mm	 600x600 9mm	 600x1200 9mm	 600x600 20mm	 608x608 9mm	 900x900 9mm
 Braitwell	● △	●	● △	●	△	● △	●
 Kernal	●	●	●	●		●	●
 Athersley	● △	●	● △	●	△	● △	●
 Ellerton	● △	●	● △	●	△	● △	●
 Cotleigh	●	●	●	●		●	●

● Matt R10 (A+B+C) △ Matt R11 (A+B+C)

APPEARANCE
Limestone

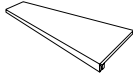
MATERIAL
Porcelain

USAGE
Floors and Walls

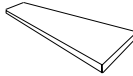
SHADE VARIATION
V3 - Moderate

SPECIAL PIECES
Available in all colours.
For more information contact our sales team.

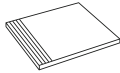
PELDAÑO GRADONE



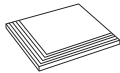
ÁNGULO GRADONE



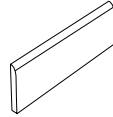
PELDAÑO RANURADO



ÁNGULO RANURADO



RODAPIÉ C/ROMO



ISO 10545 RESULTS

2. DIMENSIONS AND SURFACE QUALITY
Conforms

3. WATER ABSORPTION
0.10%

4. FLEXURAL STRENGTH
Conforms

6. DEEP ABRASION RESISTANCE
110-130 mm³

8. LINEAR THERMAL EXPANSION
7x10⁻⁶ °C

9. THERMAL SHOCK RESISTANCE
Conforms

10. MOISTURE EXPANSION
No rating

12. FROST RESISTANCE
Conforms

13. CHEMICAL RESISTANCE
Conforms

14. STAIN RESISTANCE
Conforms

**SLIP RESISTANCE
(DIN 51130)**
Matt R10 (A+B+C)
Matt R11 (A+B+C)

MANUFACTURER CERTIFICATIONS:

EPD: Available
ISO 14001
SASO-Approved

For LEED, BREEAM and WELL information, please ask for details. On request tiles can be tested to BS EN 16165:2021. HSE surface roughness and NCS Colour values are also available upon request. All sizes shown are nominal. Due to the printing process and differing screen values actual tile colours may vary. E&OE. © Solus Ceramics Limited 2026. 005.