

# Explore

12 COLOURS | 2 FINISHES | 3 SIZES



S  
O  
LUS

Floor:  
2TRK102  
Wall:  
2TRK110

# Explore

A sophisticated chromatic range of soft, contemporary, concrete effect colours, Explore is a nuanced material, perfect for creative projects.




Floor:  
2TRK110







Floor:  
2TRK109  
Wall:  
2TRK109



Artic  
2TRK112




Beluga  
2TRK111




Grayline  
2TRK110



Desertsand  
2TRK106



Dovegrey  
2TRK105



Terrabrown  
2TRK104



Flamingo  
2TRK109



Blueseas  
2TRK107



Bluefish  
2TRK103



Greenlight  
2TRK108



Battleship  
2TRK102














Blackbear  
2TRK101



Floor:  
2TRK112  
Wall:  
2TRK112

SIZES AND FINISHES

			
	300x600 9mm	600x600 9mm	600x1200 9mm
All colours	 	 	 

 Natural R9     Natural R10 (A+B)\*

NOTES

To avoid lippage we recommend the use of self-levelling spacers.

\* Natural R10 (A+B) finish available on request.



**APPEARANCE**  
Concrete

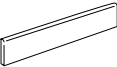
**MATERIAL**  
Porcelain

**USAGE**  
Floors and Walls

**SHADE VARIATION**  
V2 - Light

**SPECIAL PIECES**  
Available in all colours.  
For more information contact our sales team.

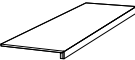
**BATTISCOPA**  
70x600mm  
70x900mm



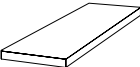
**GRADINO**  
300x600mm  
300x1200mm



**GRADONE (ASSEMBLATO)**  
330x1200mm



**ANGOLARE (ASSEMBLATO)**  
330x1200mm



**ISO 10545 RESULTS**

**2. DIMENSIONS AND SURFACE QUALITY**  
Conforms

**3. WATER ABSORPTION**  
< 0.1%

**4. FLEXURAL STRENGTH**  
45 N/mm<sup>2</sup>

**6. DEEP ABRASION RESISTANCE**  
Conforms

**8. LINEAR THERMAL EXPANSION**  
6x10<sup>-6</sup> °C

**9. THERMAL SHOCK RESISTANCE**  
No rating

**10. MOISTURE EXPANSION**  
No rating

**12. FROST RESISTANCE**  
Conforms

**13. CHEMICAL RESISTANCE**  
Conforms

**14. STAIN RESISTANCE**  
Conforms

**SLIP RESISTANCE  
(DIN 51130-51097)**  
Natural R9  
Natural R10 (A+B)

**MANUFACTURER CERTIFICATIONS:**



EPD: Available  
ISO 14001

For LEED, BREEAM and WELL information, please ask for details. On request tiles can be tested to BS EN 16165:2021. HSE surface roughness and NCS Colour values are also available upon request. All sizes shown are nominal. Due to the printing process and differing screen values actual tile colours may vary. E&OE. © Solus Ceramics Limited 2025. 008a.