

# Explore

12 COLOURS | 2 FINISHES | 3 SIZES



S  
O  
LUS



Floor:  
2TRK102  
Wall:  
2TRK110

# Explore

A sophisticated chromatic range of soft, contemporary, concrete effect colours, Explore is a nuanced material, perfect for creative projects.



SOLUS

Solus Plus ranges are responsibly sourced in line with the BES 6001 standard.

For more information, [click here](#)

Floor:  
2TRK110




Floor:  
2TRK109  
Wall:  
2TRK109



Artic  
2TRK112




Beluga  
2TRK111




Grayline  
2TRK110



Desertsand  
2TRK106




Dovegrey  
2TRK105



Terrabrown  
2TRK104



Flamingo  
2TRK109



Blueseas  
2TRK107




Bluefish  
2TRK103



Greenlight  
2TRK108



Battleship  
2TRK102



Blackbear  
2TRK101



Floor:  
2TRK112  
Wall:  
2TRK112

## SIZES AND FINISHES



300x600  
9mm



600x600  
9mm



600x1200  
9mm

All colours



● Natural R9

♥ Natural R10 (A+B)\*

## NOTES

To avoid lippage we recommend the use of self-levelling spacers.

\* Natural R10 (A+B) finish available on request.

# Explore

## APPEARANCE

Concrete

## MATERIAL

Porcelain

## USAGE

Floors and Walls

## SHADE VARIATION

V2 - Light

## SPECIAL PIECES

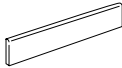
Available in all colours.

For more information contact our sales team.

## BATTISCOPIA

70x600mm

70x900mm



## GRADINO

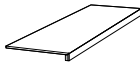
300x600mm

300x1200mm



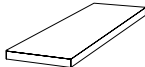
## GRADONE (ASSEMBLATO)

330x1200mm



## ANGOLARE (ASSEMBLATO)

330x1200mm



## ISO 10545 RESULTS

### 2. DIMENSIONS AND SURFACE QUALITY

Conforms

### 3. WATER ABSORPTION

< 0.1%

### 4. FLEXURAL STRENGTH

45 N/mm<sup>2</sup>

### 6. DEEP ABRASION RESISTANCE

Conforms

### 8. LINEAR THERMAL EXPANSION

$6 \times 10^{-6}$  °C

### 9. THERMAL SHOCK RESISTANCE

No rating

### 10. MOISTURE EXPANSION

No rating

### 12. FROST RESISTANCE

Conforms

### 13. CHEMICAL RESISTANCE

Conforms

### 14. STAIN RESISTANCE

Conforms

### SLIP RESISTANCE (DIN 51130-51097)

Natural R9

Natural R10 (A+B)

## CERTIFICATIONS:



EPD: Available

ISO 14001

SASO-Approved

For LEED, BREEAM and WELL information, please ask for details. On request tiles can be tested to BS EN 16165:2021. HSE surface roughness and NCS Colour values are also available upon request. All sizes shown are nominal. Due to the printing process and differing screen values actual tile colours may vary. E&OE. © Solus Ceramics Limited 2025. 008a.



Solus Plus ranges are responsibly sourced in line with the BES 6001 standard for the responsible sourcing of construction products.

**BIRMINGHAM**  
Unit 1 Cole River Park  
Warwick Road B11 2QX

**LONDON**  
80 Clerkenwell Road  
EC1M 5RJ

**MANCHESTER**  
14 Kennedy Street  
M2 4BY

[solusceramics.com](http://solusceramics.com)  
+44 (0)121 753 0777  
[sales@solusceramics.com](mailto:sales@solusceramics.com)

The logo consists of the word "SOLUS" in a large, white, sans-serif font, stacked vertically. To the right of the word "SOLUS" is a green circular icon containing a white plus sign (+).

SOLUS

## About Solus Plus

Solus Plus is our new mark of assurance for responsibly sourced products. Built on the rigorous standards of BES 6001, it highlights collections produced by factories that demonstrate industry-leading sustainability across their entire supply chain, from raw material extraction to final delivery.

When specified through Solus, these products can contribute valuable credits toward BREEAM, LEED and WELL certification, helping you meet your environmental targets without compromising on quality or design. Look for the Solus Plus symbol to specify with confidence.

[Visit our website to learn more.](#)

[Back to top](#)