

# Expressive

6 COLOURS | 2 FINISHES | 4 SIZES



S  
O  
L  
U  
S

Floor:  
3GTD105

# Expressive

A subtle and softly shaded porcelain range, Expressive is characterised by the luminous colouring and natural consistency of authentic ceppo di gre.




Floor:  
3GTD103

# Expressive



ABOVE  
Floor:  
3GTD106  
Wall:  
3GTD106

RIGHT  
Floor:  
3GTD102  
Wall:  
3GTD102



ABOVE  
Floor:  
3GTD104



Indicative  
3GTD104




Thoughtful  
3GTD101



Suggestive  
3GTD105



Passionate  
3GTD102



Responsive  
3GTD106



Poignant  
3GTD103

## SIZES AND FINISHES

|             | 300x600<br>8.5mm    | 600x600<br>8.5mm | 600x1200<br>8.5mm      | 1000x1000<br>8.5mm |
|-------------|---------------------|------------------|------------------------|--------------------|
| All colours | ♥ △                 | ♥ △              | ♥ △                    | ♥ △                |
|             | ♥ Natural R10 (A+B) |                  | △ Textured R11 (A+B+C) |                    |

# Expressive

## APPEARANCE

Ceppo di Gre

## MATERIAL

Porcelain

## USAGE

Floors and Walls

## SHADE VARIATION

V3 - Moderate

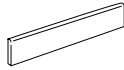
## SPECIAL PIECES

Available in all colours.

For more information contact our sales team.

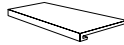
## BATTISCOPIA

80x600mm



## GRADONE

325x1200x40mm



## ISO 10545 RESULTS

### 2. DIMENSIONS AND SURFACE QUALITY

Conforms

### 3. WATER ABSORPTION

0,6%

### 4. FLEXURAL STRENGTH

32 N/mm<sup>2</sup>

### 6. DEEP ABRASION RESISTANCE

≤ 175 mm<sup>3</sup>

### 8. LINEAR THERMAL EXPANSION

Conforms

### 9. THERMAL SHOCK RESISTANCE

Conforms

### 10. MOISTURE EXPANSION

No rating

### 12. FROST RESISTANCE

Conforms

### 13. CHEMICAL RESISTANCE

Conforms

### 14. STAIN RESISTANCE

Class 3

### SLIP RESISTANCE (DIN 51130-51097)

Natural R10 (A+B)

Textured R11 (A+B+C)

## MANUFACTURER CERTIFICATIONS:

Declare.



EPD: Available

ISO 14001

ISO 17889-1

For LEED, BREEAM and WELL information, please ask for details. On request tiles can be tested to BS EN 16165:2021. HSE surface roughness and NCS Colour values are also available upon request.

All sizes shown are nominal. Due to the printing process and differing screen values actual tile colours may vary. E&OE.

© Solus Ceramics Limited 2024. 002b.



40%

Post-consumer

S  
O  
L  
U  
S

## BIRMINGHAM

Unit 1 Cole River Park  
Warwick Road B11 2QX

## LONDON

14 Clerkenwell Road  
EC1M 5RJ

## MANCHESTER

14 Kennedy Street  
M2 4BY

[solusceramics.com](http://solusceramics.com)

+44 (0)121 753 0777

[sales@solusceramics.com](mailto:sales@solusceramics.com)