

Fissure

10 COLOURS | 3 FINISHES | 4 SIZES | 2 MOSAICS



S
O
LUS

Floor:
3LUE518

Fissure

A fantastic range consisting of five core colours each available in two different travertine stone effects. Cross cut and vein cut styles provide users with abundant choices.



Floor:
3LUE513

Fissure



Bethalto
3LUE505



Cowen
3LUE517



Berio
3LUE513



Basco
3LUE507



Cedarville
3LUE508



Tibbix
3LUE509



Haydn
3LUE518




Loewe
3LUE514



Rabesco
3LUE511



Tallian
3LUE512



Floor:
3LUE512

MOSAICS AND CLADDINGS



Split Cladding

Loewe
Haydn
Tibbix
Rabesco
Tallian

300x600x9.5mm

Natural Honed Mixed



Mosaic

Basco
Berio
Bethalto
Cedarville
Haydn

300x300x9.5mm

Natural R10 (A+B)



Floor:
3LUE505
3LUE509

SIZES AND FINISHES

	200x1200 9.5mm	300x600 9.5mm	600x600 9.5mm	600x1200 9.5mm
Berio	♥	♥ ■ △	♥	♥ ■ △
Cowen	♥	♥ ■ △	♥	♥ ■ △
Bethalto	♥	♥ ■ △	♥	♥ ■ △
Basco	♥	♥ ■ △	♥	♥ ■ △
Cedarville	♥	♥ ■ △	♥	♥ ■ △
Loewe		♥ ■	♥	♥ ■
Haydn		♥ ■	♥	♥ ■
Tibbix		♥ ■	♥	♥ ■
Rabesco		♥ ■	♥	♥ ■
Tallian		♥ ■	♥	♥ ■

♥ Natural R10 (A+B) ■ Honed R9 △ Anti Slip R11 (A+B+C)

NOTES

To avoid lippage we recommend the use of self-levelling spacers

Fissure

APPEARANCE

Quartzite

MATERIAL

Porcelain

USAGE

Floors and Walls

SHADE VARIATION

V3 - Moderate

SPECIAL PIECES

More special pieces available.
For more information contact our sales team.

SKIRTING

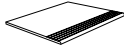
70x600mm



STAIR TREAD

330x600mm

300x330mm



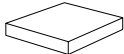
STEP

330x600x32x32mm



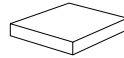
CORNER TILE RIGHT/LEFT

330x330x32x32mm



L SHAPED PIECE

150x600x45mm



ISO 10545 RESULTS

2. DIMENSIONS AND SURFACE QUALITY

Conforms

3. WATER ABSORPTION

Conforms

4. FLEXURAL STRENGTH

> 50 N/mm²

6. DEEP ABRASION RESISTANCE

Conforms

8. LINEAR THERMAL EXPANSION

< 6x10⁻⁶ °C⁻¹

9. THERMAL SHOCK RESISTANCE

Conforms

10. MOISTURE EXPANSION

No rating

12. FROST RESISTANCE

Conforms

13. CHEMICAL RESISTANCE

Conforms

14. STAIN RESISTANCE

Class 5

SLIP RESISTANCE (DIN 51130-51097)

Natural R10 (A+B)

Honed R9

Anti Slip R11 (A+B+C)

MANUFACTURER CERTIFICATIONS:



EPD: Available

ISO 14001

For LEED, BREEAM and WELL information, please ask for details. On request tiles can be tested to BS EN 16165:2021. HSE surface roughness and NCS Colour values are also available upon request. All sizes shown are nominal. Due to the printing process and differing screen values actual tile colours may vary. E&OE. © Solus Ceramics Limited 2024. 009a.



12%
Pre-consumer