

14 COLOURS | 3 FINISHES | 10 SIZES

Formatech

SOS
LUS



Floor:
2FMT110
Wall:
2FMT101

Formatech

Designed by Gensler, Formatech is a meditation on the mutability of matter. Concrete, metal, and plaster effects in a variety of thicknesses and formats create a compelling range. This range is certified Carbon Zero.



S
O
LUS



Solus Plus ranges are responsibly sourced in line with the BES 6001 standard.

For more information, [click here](#)

Wall:
2FMT107



ABOVE
Floor:
2FMT109
2FMT107

RIGHT
Wall:
2FMT101



ABOVE
Floor:
2FMT108
Wall:
2FMT112



Cure 01
2FMT101



Cure 02
2FMT102



Cure 03
2FMT103



Cure 04
2FMT104



Cure 05
2FMT105



Cure 06
2FMT106



Cast 01
2FMT107



Cast 02
2FMT108



Cast 03
2FMT109



Cast 04
2FMT110



Cast 05
2FMT111



Forge 01
2FMT112



























Forge 02
2FMT113



Forge 03
2FMT114

SIZES AND FINISHES

										
	300x600 9mm	600x600 9mm	600x600 20mm	600x1200 6mm	600x1200 9mm	600x1200 20mm	1200x1200 6mm	1200x1200 9mm	1200x2400 6mm	1200x2800 6mm
 Cure 01	●	● △	△	●	● △	△	●	●	●	
 Cure 02	●	● △	△	●	● △	△	●	●	●	
 Cure 03	●	● △	△	●	● △	△	●	●	●	
 Cure 04	●	● △	△	●	● △	△	●	●	●	
 Cure 05	●	● △	△	●	● △	△	●	●	●	
 Cure 06	●	● △	△	●	● △	△	●	●	●	
 Cast 01	●	● △			● △			●		
 Cast 02	●	● △			● △			●		
 Cast 03	●	● △			● △			●		
 Cast 04	●	● △			● △			●		
 Cast 05	●	● △			● △			●		
 Forge 01					●			●		♥
 Forge 02					●			●		♥
 Forge 03					●			●		♥

♥ Matt R9 ● Matt R10 (A+B) △ Anti Slip R11 (A+B+C)

NOTES

To avoid lippage we recommend the use of self-levelling spacers

APPEARANCE
Concrete

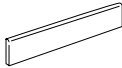
MATERIAL
Porcelain

USAGE
Floors and Walls

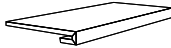
SHADE VARIATION
V2 - Light
V3 - Moderate
Ask for details

SPECIAL PIECES
For more information contact our sales team.

BATTISCOPIA
46x1200mm



GRADINO
330x1200



ISO 10545 RESULTS

2. DIMENSIONS AND SURFACE QUALITY
Conforms

3. WATER ABSORPTION
0.08%

4. FLEXURAL STRENGTH
50-52 N/mm²

6. DEEP ABRASION RESISTANCE
140 mm³

8. LINEAR THERMAL EXPANSION
No rating

9. THERMAL SHOCK RESISTANCE
Conforms

10. MOISTURE EXPANSION
No rating

12. FROST RESISTANCE
Conforms

13. CHEMICAL RESISTANCE
Conforms

14. STAIN RESISTANCE
Class 4-5

**SLIP RESISTANCE
(DIN 51130-51097)**
Matt R10 (A+B)
Anti Slip R11 (A+B+C)

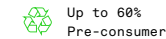
CERTIFICATIONS:



EPD: Available
ISO 14001
SASO-Approved



For LEED, BREEAM and WELL information, please ask for details. On request tiles can be tested to BS EN 16165:2021. HSE surface roughness and NCS Colour values are also available upon request. All sizes shown are nominal. Due to the printing process and differing screen values actual tile colours may vary. E&OE. © Solus Ceramics Limited 2025. 001.



The logo consists of the word "SOLUS" in a large, white, sans-serif font, stacked vertically. To the right of the word, there is a green circular icon containing a white plus sign (+).

S
O
L
U
S

About Solus Plus

Solus Plus is our new mark of assurance for responsibly sourced products. Built on the rigorous standards of BES 6001, it highlights collections produced by factories that demonstrate industry-leading sustainability across their entire supply chain, from raw material extraction to final delivery.

When specified through Solus, these products can contribute valuable credits toward BREEAM, LEED and WELL certification, helping you meet your environmental targets without compromising on quality or design. Look for the Solus Plus symbol to specify with confidence.

[Visit our website to learn more.](#)

[Back to top](#)