

12 COLOURS | 3 FINISHES | 9 SIZES | 4 MOSAICS

Fuso

S
LUS 



Floor :
2FUS109

Fuso

A dynamic concrete-inspired surface offered in twelve nuanced shades, including flecked options. Broad format and finish options make Fuso a go-to for expressive, high-performance spaces.




Solus Plus ranges are responsibly sourced in line with the BES 6001 standard.

For more information, [click here](#)

Floor:
2FUS103
Wall:
2FUS112

Fuso



ABOVE
Floor:
2FUS108

RIGHT
Wall:
2FUS105




ABOVE
Floor:
2FUS104
Wall:
2FUS101
2FUS110




FUS-Bone
2FUS101



FUS-Ash
2FUS102



FUS-Grey
2FUS103



FUS-Dark
2FUS104



FUS-Honey
2FUS105



FUS-Flame
2FUS106




FUS-Bone Fleck
2FUS107



FUS-Ash Fleck
2FUS108



FUS-Grey Fleck
2FUS109



FUS-Dark Fleck
2FUS110



FUS-Honey Fleck
2FUS111



FUS-Flame Fleck
2FUS112



SIZES AND FINISHES


	600x600 9mm	600x1200 6mm	600x1200 9mm	600x1200 20mm	1200x1200 6mm	1200x1200 10mm	1200x2400 6mm	1200x2400 10mm	1200x2800 6mm
FUS-Bone	♥	♥	♥	△	♥	♥	♥		♥
FUS-Ash	♥	♥	♥	△	♥	♥	♥		♥
FUS-Grey	♥	♥	♥	△	♥	♥	♥		♥
FUS-Dark	♥	♥	♥	△	♥	♥	♥		♥
FUS-Honey	♥	♥	♥		♥	♥	♥		♥
FUS-Flame	♥	♥	♥		♥	♥	♥		♥
FUS-Bone Fleck	♥■		♥■			♥■		♥■	
FUS-Ash Fleck	♥■		♥■			♥■		♥■	
FUS-Grey Fleck	♥■		♥■			♥■		♥■	
FUS-Dark Fleck	♥■		♥■			♥■		♥■	
FUS-Honey Fleck	♥■		♥■			♥■		♥■	
FUS-Flame Fleck	♥■		♥■			♥■		♥■	

♥ Natural R10 (A+B) △ Anti Slip R11 (A+B+C) ■ Polished


MOSAICS




FUS-Bone Mosaic A
2FUS101M101
300x300x9mm (30x30 chips)
Natural R10 (A+B)




FUS-Ash Mosaic A
2FUS102M101
300x300x9mm (30x30 chips)
Natural R10 (A+B)




FUS-Grey Mosaic A
2FUS103M101
300x300x9mm (30x30 chips)
Natural R10 (A+B)




FUS-Dark Mosaic A
2FUS104M101
300x300x9mm (30x30 chips)
Natural R10 (A+B)




FUS-Honey Mosaic A
2FUS105M101
300x300x9mm (30x30 chips)
Natural R10 (A+B)




FUS-Flame Mosaic A
2FUS106M101
300x300x9mm (30x30 chips)
Natural R10 (A+B)




FUS-Bone Fleck Mosaic A
2FUS107M101
300x300x9mm (30x30 chips)
Natural R10 (A+B)
Polished



FUS-Ash Fleck Mosaic A
2FUS108M101
300x300x9mm (30x30 chips)
Natural R10 (A+B)
Polished




FUS-Grey Fleck Mosaic A
2FUS109M101
300x300x9mm (30x30 chips)
Natural R10 (A+B)
Polished




FUS-Dark Fleck Mosaic A
2FUS110M101
300x300x9mm (30x30 chips)
Natural R10 (A+B)
Polished


MOSAICS



FUS-Honey Fleck Mosaic A
2FUS111M101
300x300x9mm (30x30 chips)
 Natural R10 (A+B)
 Polished




FUS-Flame Fleck Mosaic A
2FUS112M101
300x300x9mm (30x30 chips)
 Natural R10 (A+B)
 Polished




FUS-Bone Mosaic B
2FUS101M102
210x400x9mm
 Natural R10 (A+B)



FUS-Ash Mosaic B
2FUS102M102
210x400x9mm
 Natural R10 (A+B)



FUS-Grey Mosaic B
2FUS103M102
210x400x9mm
 Natural R10 (A+B)



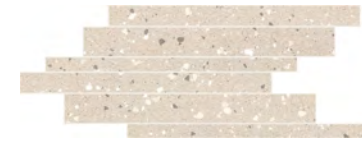
FUS-Dark Mosaic B
2FUS104M102
210x400x9mm
 Natural R10 (A+B)



FUS-Honey Mosaic B
2FUS105M102
210x400x9mm
 Natural R10 (A+B)



FUS-Flame Mosaic B
2FUS106M102
210x400x9mm
 Natural R10 (A+B)



FUS-Bone Fleck Mosaic B
2FUS107M102
210x400x9mm
 Natural R10 (A+B)
 Polished




FUS-Ash Fleck Mosaic B
2FUS108M102
210x400x9mm
 Natural R10 (A+B)
 Polished


MOSAICS




FUS-Grey Fleck Mosaic B
2FUS109M102
210x400x9mm
 Natural R10 (A+B)
 Polished



FUS-Dark Fleck Mosaic B
2FUS110M102
210x400x9mm
 Natural R10 (A+B)
 Polished



FUS-Honey Fleck Mosaic B
2FUS111M102
210x400x9mm
 Natural R10 (A+B)
 Polished



FUS-Flame Fleck Mosaic B
2FUS112M102
210x400x9mm
 Natural R10 (A+B)
 Polished




FUS-Bone Mosaic C
2FUS101M103
300x300x9mm (75x75 chips)
 Natural R10 (A+B)



FUS-Ash Mosaic C
2FUS102M103
300x300x9mm (75x75 chips)
 Natural R10 (A+B)




FUS-Grey Mosaic C
2FUS103M103
300x300x9mm (75x75 chips)
 Natural R10 (A+B)



FUS-Dark Mosaic C
2FUS104M103
300x300x9mm (75x75 chips)
 Natural R10 (A+B)



FUS-Honey Mosaic C
2FUS105M103
300x300x9mm (75x75 chips)
 Natural R10 (A+B)



FUS-Flame Mosaic C
2FUS106M103
300x300x9mm (75x75 chips)
 Natural R10 (A+B)

MOSAICS



FUS-Bone Mosaic D
2FUS101M104
300x300x9mm (75x150 chips)
 Natural R10 (A+B)




FUS-Ash Mosaic D
2FUS102M104
300x300x9mm (75x150 chips)
 Natural R10 (A+B)




FUS-Grey Mosaic D
2FUS103M104
300x300x9mm (75x150 chips)
 Natural R10 (A+B)



FUS-Dark Mosaic D
2FUS104M104
300x300x9mm (75x150 chips)
 Natural R10 (A+B)



FUS-Honey Mosaic D
2FUS105M104
300x300x9mm (75x150 chips)
 Natural R10 (A+B)



FUS-Flame Mosaic D
2FUS106M104
300x300x9mm (75x150 chips)
 Natural R10 (A+B)

APPEARANCE
Concrete

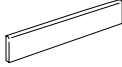
MATERIAL
Porcelain - Full Body

USAGE
Floors and Walls

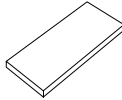
SHADE VARIATION
V2 - Light
V3 - Moderate

SPECIAL PIECES
For more information contact our sales team.

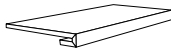
BATTISCOPIA
46x600mm



ANGOLO GRADINO DX/SX
330x1200x30mm



GRADINO
330x1200x30mm



ISO 10545 RESULTS

2. DIMENSIONS AND SURFACE QUALITY
Conforms

3. WATER ABSORPTION
0.08%

4. FLEXURAL STRENGTH
50-52 N/mm²

6. DEEP ABRASION RESISTANCE
140 mm³

8. LINEAR THERMAL EXPANSION
No rating

9. THERMAL SHOCK RESISTANCE
Conforms

10. MOISTURE EXPANSION
No rating

12. FROST RESISTANCE
Conforms

13. CHEMICAL RESISTANCE
Conforms

14. STAIN RESISTANCE
Class 4-5

**SLIP RESISTANCE
(DIN 51130-51097)**
Natural R10 (A+B)
Anti Slip R11 (A+B+C)

CERTIFICATIONS:



EPD: Available
ISO 14001
SASO-Approved

BES 819709

For LEED, BREEAM and WELL information, please ask for details. On request tiles can be tested to BS EN 16165:2021. HSE surface roughness and NCS Colour values are also available upon request. All sizes shown are nominal. Due to the printing process and differing screen values actual tile colours may vary. E&OE. © Solus Ceramics Limited 2025. 001.

The logo consists of the word "SOLUS" in a large, white, sans-serif font, stacked vertically. To the right of the word "SOLUS" is a green circular icon containing a white plus sign (+).

SOLUS

About Solus Plus

Solus Plus is our new mark of assurance for responsibly sourced products. Built on the rigorous standards of BES 6001, it highlights collections produced by factories that demonstrate industry-leading sustainability across their entire supply chain, from raw material extraction to final delivery.

When specified through Solus, these products can contribute valuable credits toward BREEAM, LEED and WELL certification, helping you meet your environmental targets without compromising on quality or design. Look for the Solus Plus symbol to specify with confidence.

[Visit our website to learn more.](#)

[Back to top](#)