

Geology

5 COLOURS | 2 FINISHES | 6 SIZES



S
O
L
U
S

Floor:
2FYD105

Geology

Geology is a concrete effect range available in five authentic shades and six practical formats.



Floor:
2FYD101



Triassic
2FYD104



Gelasian
2FYD102



Noeurch
2FYD105









Cenozoic
2FYD103



Paleozoic
2FYD101

SIZES AND FINISHES

						
	300x600 9.5mm	450x900 11mm	600x600 9.5mm	605x605 20mm	600x1200 10.5mm	600x1200 20mm
All colours	♥	♥	♥	●	♥	●

♥ Matt R10 (A+B+C) ● Matt R11 (A+B+C)

NOTES

To avoid lippage we recommend the use of self-levelling spacers

Geology

APPEARANCE
Concrete

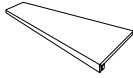
MATERIAL
Porcelain

USAGE
Floors and Walls

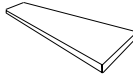
SHADE VARIATION
V3 - Moderate

SPECIAL PIECES
Available in all colours.
For more information contact our sales team.

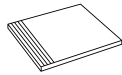
***PELDAÑO GRADONE**



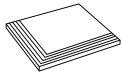
***ÁNGULO GRADONE**



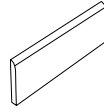
***PELDAÑO RANURADO**



***ÁNGULO RANURADO**



***RODAPIÉ C/ROMO**



ISO 10545 RESULTS

2. DIMENSIONS AND SURFACE QUALITY
Conforms

3. WATER ABSORPTION
0.10%

4. FLEXURAL STRENGTH
Conforms

6. DEEP ABRASION RESISTANCE
No rating

8. LINEAR THERMAL EXPANSION
< 7×10^{-6} °C

9. THERMAL SHOCK RESISTANCE
Conforms

10. MOISTURE EXPANSION
No rating

12. FROST RESISTANCE
Conforms

13. CHEMICAL RESISTANCE
Conforms

14. STAIN RESISTANCE
Conforms

**SLIP RESISTANCE
(DIN 51130-51097)**
Matt R10 (A+B+C)
Matt R11 (A+B+C)

MANUFACTURER CERTIFICATIONS:

EPD: Available
ISO 14001

For LEED, BREEAM and WELL information, please ask for details. On request tiles can be tested to BS EN 16165:2021. HSE surface roughness and NCS Colour values are also available upon request. All sizes shown are nominal. Due to the printing process and differing screen values actual tile colours may vary. E&OE. © Solus Ceramics Limited 2025. 005.