

Glass Source

59 COLOURS | 2 FINISHES | 14 SIZES



SOS
LUS

Glass Source


A multitude of beautiful glass mosaic colours, this range offers a huge variety of options for designers. In addition Glass Source tiles are available in a diverse selection of shapes and sizes.



Wall:
6TRG441



Wall:
6TRG426



Grappa
6TRG406



Snowstorm
6TRG407



Whisper
6TRG426



Richmond
6TRG408



Bells
6TRG409



Pewter
6TRG410



Cinder
6TRG400



Giacchetta
6TRG615



Cody
6TRG447



Ambrosia
6TRG411



Boater
6TRG412



Coop
6TRG414



Syrup
6TRG434



Granville
6TRG435



Russet
6TRG620



Staff
6TRG436



Brevi
6TRG606



Date
6TRG418



Roswell
6TRG446



Balm
6TRG432



Tropic
6TRG437



Armagnac
6TRG424



Terracotta
6TRG431



Spicy
6TRG601



Baronio*
6TRG607



Dreamy
6TRG422



Watermelon
6TRG433



Sorbet
6TRG423



Berry
6TRG438



Belardi
6TRG614



Daisy
6TRG430



Butter
6TRG415



Melodise
6TRG603



Milaca
6TRG600



Cirillo
6TRG617




Solar
6TRG416



Candelabra
6TRG444



Chouder
6TRG602



Gooseberry
6TRG419



Poplar
6TRG420



Melon
6TRG441



Orchard
6TRG421



Leafy
6TRG621



Uppington
6TRG604



Source
6TRG442



Restful
6TRG443



Dominica
6TRG428



Haiti
6TRG427



Palest
6TRG425



Taibi
6TRG613



Bath
6TRG401



Cool
6TRG403



Regent
6TRG404



Ultramarine
6TRG402



Foglio
6TRG612



Kallon
6TRG611



Oceania
6TRG440



Oxford
6TRG439



Indigo
6TRG405

Glass Source

APPEARANCE
Mosaic

MATERIAL
Glass

USAGE
Floors and Walls

ISO 10545 RESULTS

2. DIMENSIONS AND SURFACE QUALITY
Conforms

3. WATER ABSORPTION
0.1%

4. FLEXURAL STRENGTH
66.8 N/mm²

6. DEEP ABRASION RESISTANCE
No rating

8. LINEAR THERMAL EXPANSION
No rating

9. THERMAL SHOCK RESISTANCE
Conforms

10. MOISTURE EXPANSION
No rating

12. FROST RESISTANCE
Conforms

13. CHEMICAL RESISTANCE
Conforms


14. STAIN RESISTANCE
Class 5

**SLIP RESISTANCE
(DIN 51130-51097)**
Gloss R11
Anti Slip R12 (A+B+C)

MANUFACTURER CERTIFICATIONS:

EPD: Available

For LEED, BREEAM and WELL information, please ask for details. On request tiles can be tested to BS EN 16165:2021. HSE surface roughness and NCS Colour values are also available upon request. All sizes shown are nominal. Due to the printing process and differing screen values actual tile colours may vary. E&OE. © Solus Ceramics Limited 2025. 007a.

 98%
Pre-consumer

**S
O
L
U
S**

BIRMINGHAM
Unit 1 Cole River Park
Warwick Road B11 2QX

LONDON
14 Clerkenwell Road
EC1M 5RJ

MANCHESTER
14 Kennedy Street
M2 4BY

[solusceramics.com](https://www.solusceramics.com)
+44 (0)121 753 0777
sales@solusceramics.com