

Gravelstone

5 COLOURS | 3 FINISHES | 3 SIZES



S
O
L
U
S

Floor:
3GVS103

Gravelstone

A full-bodied porcelain stoneware collection with a mineral richness and depth of contrast. Gravelstone can be used in numerous contexts.



Floor:
3GVS101

Gravelstone



ABOVE
Wall:
3GVS102

RIGHT
Floor:
3GVS103



ABOVE
Floor:
3GVS105



GRA-Ivory
3GVS101



GRA-Sand
3GVS104



GRA-Grey
3GVS103



GRA-Dark
3GVS105






GRA-Black
3GVS102



Wall:
3GVS101

SIZES AND FINISHES

			
	600x600 10mm	600x1200 10mm	1200x1200 10mm
All colours	● \ △	● \ △	● \ △
	● Natural R10 (A+B) \ Satin △ Textured R10 (A+B)		

Gravelstone

APPEARANCE

Stone

MATERIAL

Porcelain - Full Body

USAGE

Floors and Walls

SHADE VARIATION

V3 - Moderate

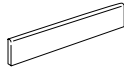
SPECIAL PIECES

Available in all colours.

For more information contact our sales team.

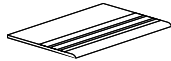
BATTISCOPIA

65x600mm



GRADINO

600x300mm



ISO 10545 RESULTS

2. DIMENSIONS AND SURFACE QUALITY

Conforms

3. WATER ABSORPTION

$\leq 0.1\% - 0.08\%$

4. FLEXURAL STRENGTH

49 N/mm²

6. DEEP ABRASION RESISTANCE

140 mm³

8. LINEAR THERMAL EXPANSION

$6.5 \times 10^{-6} \text{ }^\circ\text{C}$

9. THERMAL SHOCK RESISTANCE

Conforms

10. MOISTURE EXPANSION

No rating

12. FROST RESISTANCE

Conforms

13. CHEMICAL RESISTANCE

Conforms

14. STAIN RESISTANCE

Conforms

SLIP RESISTANCE (DIN 51130-51097)

Natural R10 (A+B)
Textured R10 (A+B)

MANUFACTURER CERTIFICATIONS:



EPD: Available

ISO 14001

For LEED, BREEAM and WELL information, please ask for details. On request tiles can be tested to BS EN 16165:2021. HSE surface roughness and NCS Colour values are also available upon request. All sizes shown are nominal. Due to the printing process and differing screen values actual tile colours may vary. E&OE. © Solus Ceramics Limited 2024. 002.