

4 COLOURS | 3 FINISHES | 4 SIZES | 2 MOSAICS

Iberian

S
O
S
L
U
S



Floor:
2IBR101

Iberian

An Iberian limestone inspired this naturalistic, warm, and subtle surface. Delicate fossil-like inclusions embellish the skilfully balanced tones.



Floor:
2IBR102



Wall:
2IBR101



IBR-Chalk
2IBR102



IBR-Camel
2IBR103



IBR-Natural
2IBR104







IBR-Grey
2IBR101



Wall:
2IBR104

SIZES AND FINISHES

					
	300x600 9mm	600x600 9mm	600x1200 9mm	1200x1200 9mm	
All colours	● ▲	● ◆ ▲	● ◆ ▲	● ◆	
			● Matt R10	◆ Polished	▲ Textured R10 (A+B)

NOTES



9mm Textured R10 (A+B)



Floor:
2IBR102
Wall:
2IBR103M003


MOSAICS



IBR-Chalk Mosaic A
2IBR102M002
300x300x9mm
Matt R10



IBR-Camel Mosaic A
2IBR103M003
300x300x9mm
Matt R10




IBR-Natural Mosaic A
2IBR104M004
300x300x9mm
Matt R10




IBR-Grey Mosaic A
2IBR101M001
300x300x9mm
Matt R10




IBR-Chalk Mosaic B
2IBR102M006
300x300x9mm
Matt Textured R10



IBR-Camel Mosaic B
2IBR103M007
300x300x9mm
Matt Textured R10



IBR-Natural Mosaic B
2IBR104M008
300x300x9mm
Matt Textured R10



IBR-Grey Mosaic B
2IBR101M005
300x300x9mm
Matt Textured R10

APPEARANCE

Limestone

MATERIAL

Porcelain

USAGE

Floors and Walls

SHADE VARIATION

V2 - Light

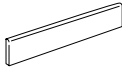
SPECIAL PIECES

Available in all colours.

For more information contact our sales team.

BATTISCOPIA

70x600mm



ISO 10545 RESULTS

2. DIMENSIONS AND SURFACE QUALITY

Conforms

3. WATER ABSORPTION

0.2%

4. FLEXURAL STRENGTH

Conforms

6. DEEP ABRASION RESISTANCE

Conforms

8. LINEAR THERMAL EXPANSION

$\leq 7 \cdot 10^{-6} \cdot C^{-1}$

9. THERMAL SHOCK RESISTANCE

Conforms

10. MOISTURE EXPANSION

$\leq 0,01 \% (0,1 \text{ mm/m})$

12. FROST RESISTANCE

Conforms

13. CHEMICAL RESISTANCE

Conforms

14. STAIN RESISTANCE

Class 5

SLIP RESISTANCE (DIN 51130-51097)

Matt R10

Textured R10 (A+B)

MANUFACTURER CERTIFICATIONS:

EPD: Available

Declare.

ISO 14001

ISO 17889-1

For LEED, BREEAM and WELL information, please ask for details. On request tiles can be tested to BS EN 16165:2021. HSE surface roughness and NCS Colour values are also available upon request. All sizes shown are nominal. Due to the printing process and differing screen values actual tile colours may vary. E&OE. © Solus Ceramics Limited 2024. 004b.