

Integrale

5 COLOURS | 2 FINISHES | 3 SIZES



S
O
LUS



Floor:
2NTG103

Integrale

Integrale is a natural stone-effect porcelain collection that is suitable for both indoor and outdoor use. Two finishes, five versatile colours, and medium to large formats make this collection ideal for high-traffic areas.



S
O
LUS

Solus Plus ranges are responsibly sourced in line with the BES 6001 standard.

For more information, [click here](#)

Integrale



ABOVE
Floor:
2NTG101
2NTG105

RIGHT
Floor:
2NTG104



ABOVE
Floor:
2NTG102



NTG-White
2NTG101



NTG-Pearl
2NTG102



NTG-Sand
2NTG103



NTG-Grey
2NTG104











NTG-Black
2NTG105



Floor:
2NTG104

SIZES AND FINISHES

	 300x600 9mm	 600x600 9mm	 600x1200 9mm
 NTG-White	● △	● △	● △
 NTG-Pearl	● △	● △	● △
 NTG-Sand	● △	● △	● △
 NTG-Grey	● △	● △	● △
 NTG-Black	● △	● △	● △

● Matt △ Anti Slip R11

APPEARANCE
Stone

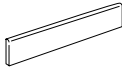
MATERIAL
Porcelain - Full Body

USAGE
Floors and Walls

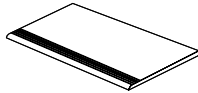
SHADE VARIATION
V3 - Moderate

SPECIAL PIECES
For more information contact our sales team.

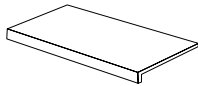
BATTISCOPIA
90x600mm



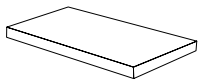
GRADINO
300x600mm
300x1200mm



GRADONE ASSEMBLATO
1200x330mm



ANGOLARE ASSEMBLATO
1200x330mm



ISO 10545 RESULTS

2. DIMENSIONS AND SURFACE QUALITY
Conforms

3. WATER ABSORPTION
 $\leq 0.1\%$

4. FLEXURAL STRENGTH
 $> 45 \text{ N/mm}^2$

6. DEEP ABRASION RESISTANCE
 $< 150 \text{ mm}^3$

8. LINEAR THERMAL EXPANSION
 $6 \times 10^{-6} \text{ }^\circ\text{C}$

9. THERMAL SHOCK RESISTANCE
No rating

10. MOISTURE EXPANSION
No rating

12. FROST RESISTANCE
Conforms

13. CHEMICAL RESISTANCE
A

14. STAIN RESISTANCE
Conforms

SLIP RESISTANCE
(DIN 51130-51097)
Anti Slip R11

CERTIFICATIONS:



EPD: Available
ISO 14001
SASO-Approved

BES 819709

For LEED, BREEAM and WELL information, please ask for details. On request tiles can be tested to BS EN 16165:2021. HSE surface roughness and NCS Colour values are also available upon request. All sizes shown are nominal. Due to the printing process and differing screen values actual tile colours may vary. E&OE. © Solus Ceramics Limited 2025. 001.

The logo consists of the word "SOLUS" in a large, white, sans-serif font, stacked vertically. To the right of the word "SOLUS" is a green circular icon containing a white plus sign (+).

SOLUS

About Solus Plus

Solus Plus is our new mark of assurance for responsibly sourced products. Built on the rigorous standards of BES 6001, it highlights collections produced by factories that demonstrate industry-leading sustainability across their entire supply chain, from raw material extraction to final delivery.

When specified through Solus, these products can contribute valuable credits toward BREEAM, LEED and WELL certification, helping you meet your environmental targets without compromising on quality or design. Look for the Solus Plus symbol to specify with confidence.

[Visit our website to learn more.](#)

[Back to top](#)