

Inventive

4 COLOURS | 2 FINISHES | 7 SIZES | 2 MOSAICS



LOS
LUS



Floor:
2KCT101
Seat:
2KCT104
Table:
2KCT104

Inventive

A blissful union between the industrial appearance of cement and the natural elegance of stone, Inventive is a highly sophisticated range, perfectly suited for both internal and external environments.



S
O
LUS



Solus Plus ranges are responsibly sourced in line with the BES 6001 standard.

For more information, [click here](#)


Floor:
2KCT103

Inventive



ABOVE
Floor:
2KCT104

RIGHT
Floor:
2KCT104





Imagination
2KCT104



Innovatory
2KCT103



Interpreted
2KCT102



Inspiring
2KCT101


SIZES AND FINISHES

	300x600 8mm	600x600 8mm	600x600 20mm	600x1200 8mm	600x1200 20mm	1000x1000 6mm	1000x1000 20mm
All colours	♥	♥	●	♥	●	♥	●
	♥ Natural R10 (A+B)		● Natural R11 (A+B+C)				

MOSAICS



Mosaic A
Available in all colours
300x300x8mm (4.7x4.7mm chips)
Natural R10 (A+B)



Mosaic B
Available in all colours
300x300x8mm (3.1x3.1 chips)
Natural R10 (A+B)

APPEARANCE

Concrete

MATERIAL

Porcelain - Full Body

USAGE

Floors and Walls

SHADE VARIATION

V3 - Moderate

SPECIAL PIECES

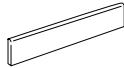
Available in all colours.

For more information contact our sales team.

BULLNOSE PLINTH

65x1000x6.5mm

70x600x8mm

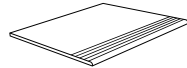


STEP TREAD

300x600x8mm

300x1000x8mm

300x1200x8mm



ISO 10545 RESULTS

2. DIMENSIONS AND SURFACE QUALITY

Conforms

3. WATER ABSORPTION

$\leq 0.5\%$

4. FLEXURAL STRENGTH

$> 48 \text{ N/mm}^2$

6. DEEP ABRASION RESISTANCE

140 mm^3

8. LINEAR THERMAL EXPANSION

7 MK^{-1}

9. THERMAL SHOCK RESISTANCE

Conforms

10. MOISTURE EXPANSION

No rating

12. FROST RESISTANCE

Conforms

13. CHEMICAL RESISTANCE

Conforms

14. STAIN RESISTANCE

Class 5

SLIP RESISTANCE (DIN 51130-51097)

Natural R10 (A+B)

Natural R11 (A+B+C)

CERTIFICATIONS:



ecovadis



BES 819709

EPD: Available
ISO 14001

For LEED, BREEAM and WELL information, please ask for details. On request tiles can be tested to BS EN 16165:2021. HSE surface roughness and NCS Colour values are also available upon request. All sizes shown are nominal. Due to the printing process and differing screen values actual tile colours may vary. E&OE. © Solus Ceramics Limited 2025. 003.

BIRMINGHAM

Unit 1 Cole River Park
Warwick Road B11 2QX

LONDON

80 Clerkenwell Road
EC1M 5RJ

MANCHESTER

14 Kennedy Street
M2 4BY

solusceramics.com

+44 (0)121 753 0777

sales@solusceramics.com

The logo consists of the word "SOLUS" in a large, white, sans-serif font, stacked vertically. To the right of the word "SOLUS" is a green circular icon containing a white plus sign (+).

SOLUS

About Solus Plus

Solus Plus is our new mark of assurance for responsibly sourced products. Built on the rigorous standards of BES 6001, it highlights collections produced by factories that demonstrate industry-leading sustainability across their entire supply chain, from raw material extraction to final delivery.

When specified through Solus, these products can contribute valuable credits toward BREEAM, LEED and WELL certification, helping you meet your environmental targets without compromising on quality or design. Look for the Solus Plus symbol to specify with confidence.

[Visit our website to learn more.](#)

[Back to top](#)