

# Jurassic

4 COLOURS | 1 FINISH | 4 SIZES



S  
O  
LUS

Floor:  
2PDV101

# Jurassic

Reflecting the beauty of natural stone, Jurassic's patterns, textures and tones make it the perfect addition to contemporary, minimal spaces. The characterful limestone-effect range is available in four sizes, up to 600x1200mm, and four colours.



Floor:  
2PDV101



Bones  
2PDV104



Species  
2PDV103



Fossil  
2PDV101







Genera  
2PDV102



Floor:  
2PDV103

## SIZES AND FINISHES

				
	450x900 11mm	600x600 9.5mm	600x1200 10.5mm	605x605 20mm
All colours	●	●	●	●
				● Matt R11 (A+B+C)

**APPEARANCE**  
Limestone

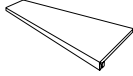
**MATERIAL**  
Porcelain

**USAGE**  
Floors and Walls

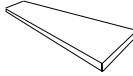
**SHADE VARIATION**  
V3 - Moderate

**SPECIAL PIECES**  
Available in all colours.  
For more information contact our sales team.

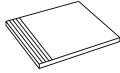
**PELDAÑO GRADONE**



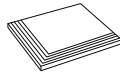
**ÁNGULO GRADONE**



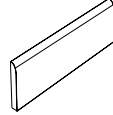
**PELDAÑO RANURADO**



**ÁNGULO RANURADO**



**RODAPIÉ C/ROMO**



**ISO 10545 RESULTS**

**2. DIMENSIONS AND SURFACE QUALITY**  
Conforms

**3. WATER ABSORPTION**  
0.10%

**4. FLEXURAL STRENGTH**  
Conforms

**6. DEEP ABRASION RESISTANCE**  
No rating

**8. LINEAR THERMAL EXPANSION**  
<  $7 \times 10^{-6}$  °C

**9. THERMAL SHOCK RESISTANCE**  
Conforms

**10. MOISTURE EXPANSION**  
No rating

**12. FROST RESISTANCE**  
Conforms

**13. CHEMICAL RESISTANCE**  
Conforms

**14. STAIN RESISTANCE**  
Conforms

**SLIP RESISTANCE  
(DIN 51130-51097)**  
Matt R11 (A+B+C)

**MANUFACTURER CERTIFICATIONS:**

EPD: Available  
ISO 14001

For LEED, BREEAM and WELL information, please ask for details. On request tiles can be tested to BS EN 16165:2021. HSE surface roughness and NCS Colour values are also available upon request. All sizes shown are nominal. Due to the printing process and differing screen values actual tile colours may vary. E&OE. © Solus Ceramics Limited 2024. 006.