

Ketley Quarry

4 COLOURS | 1 FINISH | 2 SIZES



Floor:
2KET103



Everything old is new again

Ketley Quarry is an heirloom of the Industrial Revolution and evokes the spirit of enterprise and innovation that characterised that era. Etruria marl clay, quarried at pits in the Black Country, is processed and fired by members of the local community. The iron-rich clay takes on different hues when the oxygen in the kiln is reduced. The blue is particularly striking and shimmers like the wing of a magpie.

Ketley Quarry can trace its origins back over 200 years, but the product is by no means dated and has been specified for the recent restoration of the Barbican in London, 3 New Bailey in Manchester, and Victoria Gate in Leeds.

The four colours, Ember, Ash, Cinder, and Smoke are enhanced by brindling and iridescence on the surface of the tile: this is achieved through placement and positioning of the tiles. Mixing the colours or keeping them uniform can create strikingly different effects.

Ketley quarry tiles are relatively simple products that achieve their beauty through a semi-controlled process whose outcomes cannot be entirely predicted. This lends each tile a singularity, a mystery, an artisanal idiosyncrasy that is aesthetically satisfying.

Ketley Quarry




ABOVE
Floor:
2KET104

RIGHT
Floor:
2KET104





KET-Flame
2KET104



KET-Ember
2KET103



KET-Cinder
2KET102



KET-Smoke
2KET101




Ketley Quarry


APPEARANCE
Terracotta

MATERIAL
Terracotta

USAGE
Floors and Walls

SIZES AND FINISHES

		
	65x215 18mm	102.5x215 18mm
All colours		

 Natural

NOTES

This is natural terracotta which is subject to shade variation.

HARMONISED TECHNICAL SPECIFICATION

ESSENTIAL CHARACTERISTICS

PERFORMANCE

BS EN 14411:2016	Dimensions and Dimensional Tolerances	Meets Requirements For extruded tiles Group A1b
BS EN 14411:2016	Water Absorption	≤ 3.0%
BS EN 14411:2016	Frost Resistance	Complies after 100 cycles
BS EN 14411:2016	Breaking Strength	≥ 1100 N
BS EN 16165:2021	Slip/Skid resistance (Pendulum)	Rz Value 20+µm PTV Value 36+ (Low Slip Potential)
BS EN 14411:2016	Stain Resistance	Minimum Class 3
BS EN 14411:2016	Deep Abrasion Resistance (Unglazed)	≤ 275mm³
BS EN 16165:2021	Slip Resistance (Wet Barefoot Ramp)	Category C
BS EN 16165:2021	Slip Resistance (Shod Ramp)	R11

MANUFACTURER CERTIFICATIONS:

ISO 14001

For LEED, BREEAM and WELL information, please ask for details. On request tiles can be tested to BS EN 16165:2021.
HSE surface roughness and NCS Colour values are also available upon request.
All sizes shown are nominal. Due to the printing process and differing screen values actual tile colours may vary. E&OE.
© Solus Ceramics Limited 2024. 002b.