

Kingdom

6 COLOURS | 2 FINISHES | 5 SIZES | 1 MOSAIC



S
LUS


Floor:
2SGV103

Kingdom

Bringing to life the quality of natural Jura stone, Kingdom is a richly expressive range that perfectly captures the beauty of dense beauty and versatility of limestone. Available in a wide array of stunning neutral shades.



Floor:
2SGV101
Wall:
2SGV101



Merina
2SGV114



Lagash
2SGV104



Kish
2SGV103



Edom
2SGV105



Kerma
2SGV101








Uruk
2SGV102



Floor:
2SGV104
Wall:
2SGV104


SIZES AND FINISHES

					
	300x600 9.5mm	600x600 9.5mm	600x1200 10.5mm	900x900 9.5mm	1200x1200 9mm
All colours	<input type="radio"/>	<input type="radio"/>	<input type="radio"/> <input type="checkbox"/>	<input type="radio"/>	<input type="radio"/>
				<input checked="" type="radio"/> Matt R9	<input type="checkbox"/> Satin




Island:
2SGV101M101


MOSAICS




Merina Mosaic
2SGV114M106
300x300x9.5mm
Matt R9
Satin




Lagash Mosaic
2SGV104M104
300x300x9.5mm
Matt R9
Satin




Kish Mosaic
2SGV103M103
300x300x9.5mm
Matt R9
Satin



Edom Mosaic
2SGV105M105
300x300x9.5mm
Matt R9
Satin



Kerma Mosaic
2SGV101M101
300x300x9.5mm
Matt R9
Satin



Uruk Mosaic
2SGV102M102
300x300x9.5mm
Matt R9
Satin

APPEARANCE

Limestone

MATERIAL

Porcelain

USAGE

Floors and Walls

SHADE VARIATION

V2 - Light

ISO 10545 RESULTS**2. DIMENSIONS AND SURFACE QUALITY**

Conforms

3. WATER ABSORPTION

1%

4. FLEXURAL STRENGTH35-45 N/mm²**6. DEEP ABRASION RESISTANCE**110-130 mm³**8. LINEAR THERMAL EXPANSION**7x10⁻⁶ °C**9. THERMAL SHOCK RESISTANCE**

Conforms

10. MOISTURE EXPANSION

No rating

12. FROST RESISTANCE

Conforms

13. CHEMICAL RESISTANCE

Conforms

14. STAIN RESISTANCE

Conforms

**SLIP RESISTANCE
(DIN 51130)**

Matt R9

MANUFACTURER CERTIFICATIONS:

EPD: Available
ISO 14001
SASO-Approved

For LEED, BREEAM and WELL information, please ask for details. On request tiles can be tested to BS EN 16165:2021. HSE surface roughness and NCS Colour values are also available upon request. All sizes shown are nominal. Due to the printing process and differing screen values actual tile colours may vary. E&OE. © Solus Ceramics Limited 2026. 009a.