

# Landform

7 COLOURS | 2 FINISHES | 6 SIZES | 7 MOSAICS



S  
O  
L  
U  
S

Floor:  
2PDA106  
Wall:  
1PDA102



# Landform

Capturing the look of travertine stone, Landform offers uses an array of porcelain designs that accurately reproduce cross-cut and vein-cut stone.



Floor:  
2PDA101  
2PDA104





Floor:  
2PDA103





Aeolian  
2PDA101



Fluvial  
2PDA102




Ria  
2PDA103



Calaque  
2PDA104



Palsa  
2PDA105



Tepui  
2PDA106



Pediment  
2PDA107

## MOSAICS



Mosaic A  
2PDA108M101  
300x300x9mm (50x50 Chips)  
Natural



Mosaic B  
2PDA109M102  
300x300x9mm (50x50 Chips)  
Natural



Mosaic C  
2PDA110M103  
300x300x9mm (50x50 Chips)  
Natural




Mosaic D  
2PDA111M104  
300x300x9mm (50x50 Chips)  
Natural



Mosaic E  
2PDA112M105  
300x300x9  
Polished



Mosaic F  
2PDA113M106  
300x300x9  
Polished



Mosaic G  
2PDA114M107  
300x300x9  
Polished



Floor:  
2PDA101  
2PDA104  
Wall:  
2PDA104

## SIZES AND FINISHES

	75x300 9mm	300x600 9mm	600x600 9mm	600x1200 9mm	1200x1200 9mm	900x1800 9mm
Aeolian	♥ ♦	♥ ♦		♥ ♦		♥ ♦
Fluvial	♥ ♦	♥ ♦		♥ ♦		♥ ♦
Ria	♥ ♦	♥ ♦		♥ ♦		♥ ♦
Calaque	♥ ♦	♥ ♦		♥ ♦		♥ ♦
Palsa	♥ ♦	♥ ♦	♥ ♦	♥ ♦	♥ ♦	
Tepui	♥ ♦	♥ ♦	♥ ♦	♥ ♦	♥ ♦	
Pediment	♥ ♦	♥ ♦	♥ ♦	♥ ♦	♥ ♦	

♥ Natural R10   ♦ Polished

# Landform

## APPEARANCE

Travertine

## MATERIAL

Porcelain

## USAGE

Floors and Walls

## SHADE VARIATION

V2 - Light

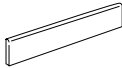
## SPECIAL PIECES

Available in all colours.

For more information contact our sales team.

## BATTISCOPIA

73x600mm



## GRADONE 120

330x1200mm



## ANG. GRADONE 120 SX/DX

330x1200mm



## ISO 10545 RESULTS

### 2. DIMENSIONS AND SURFACE QUALITY

Conforms

### 3. WATER ABSORPTION

< 0.1%

### 4. FLEXURAL STRENGTH

> 45 N/mm<sup>2</sup>

### 6. DEEP ABRASION RESISTANCE

No rating

### 8. LINEAR THERMAL EXPANSION

No rating

### 9. THERMAL SHOCK RESISTANCE

No rating

### 10. MOISTURE EXPANSION

No rating

### 12. FROST RESISTANCE

Conforms

### 13. CHEMICAL RESISTANCE

Conforms

### 14. STAIN RESISTANCE

Conforms

### SLIP RESISTANCE (DIN 51130-51097)

Natural R10

## MANUFACTURER CERTIFICATIONS:

EPD: Available

ISO 14001

For LEED, BREEAM and WELL information, please ask for details. On request tiles can be tested to BS EN 16165:2021. HSE surface roughness and NCS Colour values are also available upon request.

All sizes shown are nominal. Due to the printing process and differing screen values actual tile colours may vary. E&OE. © Solus Ceramics Limited 2024. 006a.